



Wireless Site  
Components



Lightning  
Protection

**allG**  
FABRICATION



Grounding  
Materials



Electrical  
Components



Safety  
Equipment



Contractor  
Supplies



Tools



Hardware

# PRODUCT

# GUIDE

**We are makers.**



**allG Fabrication products are designed, developed, and fabricated in Argyle, Texas.**

Our expanding national footprint of regional facilities is situated strategically across North America. They enable local and hyper-local shipping solutions. Exceptionally skilled and long-tenured teams include gifted steel, metal, wood, and material fabricators, technical welders, expeditors, and assemblers.

allG products and solutions showcase a diversity of skillsets and experiences that yield continual, uncompromising, and compounding quality. When considering our **all American-made products**, product lines, custom and specified fabrication, consider this:

**Timelines provided are timelines met. We are makers.**



### **PROACTIVE**

- *We know what to do.*
- *We're doing it.*

### **TRANSPARENT**

- *You know when we know.*
- *You know when we don't.*

### **DRIVEN**

- *We get better.*
- *We make you better.*

### **ACCOUNTABLE**

- *We're our harshest critics.*
- *What starts here, we stand by.*

**Nothing is impossible.**

PRODUCT

**allG**  
FABRICATION

We are makers.

GUIDE

# GROUNDING MATERIALS

## Table of Contents


### Grounding Materials

<a href="#">Ground Bars &amp; Accessories</a>	2
<a href="#">Lugs &amp; Spacers</a>	28
<a href="#">Ground Wire</a>	37
<a href="#">Post Clamps</a>	43
<a href="#">C-Taps</a>	43
<a href="#">H-Taps</a>	45
<a href="#">Cross Connectors</a>	45
<a href="#">Compression Tools</a>	45
<a href="#">U Connector Dies</a>	46
<a href="#">Mechanical Lugs</a>	46
<a href="#">Exothermic Lugs</a>	48
<a href="#">Guy Wire Ground Clamps</a>	48
<a href="#">Conductor Supports</a>	49
<a href="#">Pipe Clamps</a>	49
<a href="#">Chemical Ground Rods &amp; Accessories</a>	50
<a href="#">Ground Rods &amp; Accessories</a>	52
<a href="#">Rebar Bonding Ground Assembly</a>	56
<a href="#">Ground Rod Clamps</a>	56
<a href="#">Ground Receptacles &amp; Accessories</a>	57
<a href="#">Aircraft Tie Down Anchor &amp; Accessories</a>	58
<a href="#">Vehicle Grounding</a>	59
<a href="#">Ground Plates</a>	59
<a href="#">Static Discharge Reels</a>	61
<a href="#">Static Discharge Plate</a>	61
<a href="#">U-Bolt Ground Clamps</a>	61
<a href="#">Pedestal Ground Clamps</a>	65
<a href="#">Cadweld Exothermic Welding</a>	67
<a href="#">Grounding Straps</a>	87
<a href="#">Test Wells</a>	89
<a href="#">Testing Equipment</a>	94
<a href="#">Grounding Mats</a>	94
<a href="#">Signal Reference Grids</a>	95
<a href="#">RFI Shielding Copper</a>	95
<a href="#">Terms and Conditions</a>	96
<a href="#">Reference</a>	96

## Ground Bars - FAA - 1/4" x 4" x 6" Copper with Single Lug Hole (GC-GBAR-07-01)

allG offers 1/4" x 4" x 6" copper Ground Bars with single lug holes and plexiglass covers with various overhangs. Other sizes are available upon request. allG manufactured ground bars meet or exceed UL 467 standards.

Item #	Description	Unit	Wt (lb)
3844	Ground Bar; copper; plexiglass cover "MULTI-POINT GROUND"; with 1/2" overhang; includes insulators & stand-off brackets; 1/4" x 4" x 6"	EA	5.00
3844-3	Ground Bar; copper; plexiglass cover "MULTI-POINT GROUND"; with 1" overhang; includes insulators & stand-off; 1/4" x 4" x 6"	EA	5.00
3846	Ground Bar; copper; plexiglass cover "SINGLE-POINT GROUND"; with 1/2" overhang; includes insulators & stand-off; 1/4" x 4" x 6"	EA	5.00
7000-3844	Ground Bar; copper; (4) 3/8", (4) 5/16", & (4) 1/4" punched holes; BAR ONLY; 1/4" x 4" x 6"	EA	1.90

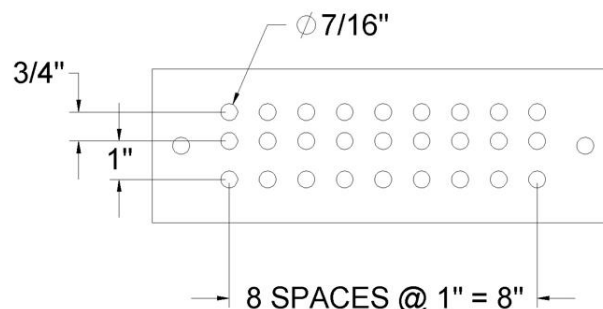


Item #7000-3844

## Ground Bars - FAA - 1/4" x 4" x 12" Copper with Universal Lug (GC-GBAR-07-02)

allG offers 1/4" x 4" x 12" copper Ground Bars with Universal Lugs that are typically specified by the FAA. This bar is available in a "BAR ONLY" version (see chart below). Other sizes available upon request. allG manufactured ground bars meet or exceed UL 467 standards.

Item #	Description	Unit	Wt (lb)
3822-51-12MGP	Ground Bar; Copper; 1/4" x 4" x 12"; (27) 7/16" Punched lug holes on 1" spacing; Fits 3/4", 1", or 1-3/4" lug hole spacing; Includes: Clear, plexiglass cover marked "MAIN GROUND PLATE" in 3/8" black letters, (2) insulators, & (2) standoffs	EA	5.31
3822-51-24MGP	Ground Bar; Copper; 1/4" x 4" x 24"; (63) 7/16" Punched lug holes on 1" spacing; Fits 3/4", 1", or 1-3/4" lug hole spacing; Includes: Clear plexiglass cover marked "MAIN GROUND PLATE" in 3/8" high black letters	EA	9.13
3822-51-12MPG	Ground Bar; Copper; 1/4" x 4" x 12"; (27) 7/16" Punched lug holes on 1" spacing; Fits 3/4", 1", or 1-3/4" lug hole spacing; Includes: Clear, plexiglass cover marked "MULTI-POINT GROUND" in 3/8" black letters with green & orange stripes above & below lettering, (2) insulators, & (2) standoffs	EA	5.31
3822-51-12SPG	Ground Bar; Copper; 1/4" x 4" x 12"; (27) 7/16" Punched lug holes on 1" spacing; Fits 3/4", 1", or 1-3/4" lug hole spacing; Includes: Clear, plexiglass cover marked "SINGLE-POINT GROUND" in 3/8" black letters with yellow & green stripes above & below lettering, (2) insulators, & (2) standoffs	EA	5.31
3822-51-12SUPGP	Ground Bar; Copper; 1/4" x 4" x 12"; (27) 7/16" punched lug holes on 1" spacing; Fits 3/4", 1", or 1-3/4" lug hole spacing; Includes: Clear, plexiglass cover marked "SUPPLEMENTAL GROUND PLATE" in 3/8" black letters with green & orange stripes above & below lettering, (2) insulators, & (2) standoffs	EA	5.31

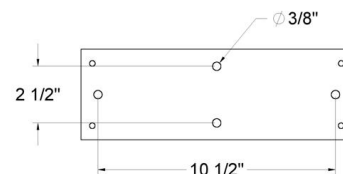


Item #3822-51-12MGP

## Ground Bars - FAA - 1/4" x 4" x 12" Copper with Single Lug Hole (GC-GBAR-07-03)

allG offers Ground Bars - FAA - 1/4" x 4" x 12" Copper with Single Lug Hole. This bar is typically specified by the FAA and available in other sizes upon request. allG manufactured ground bars meet or exceed UL 467 standards.

Item #	Description	Unit	Wt (lb)
3842	Ground Bar; copper; 1/4" x 7" x 15" clear, plexiglass cover "MAIN GROUND PLATE" in 3/8" black letters; (2) insulators; (2) standoffs; 1/4" x 4" x 12"	EA	16.53
7000-3842	Ground Bar, copper; BAR ONLY; 1/4" x 4" x 12"	EA	3.81

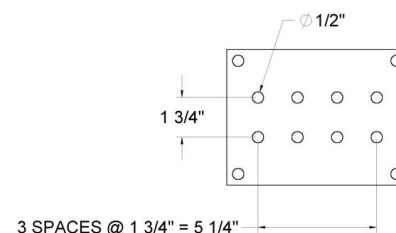


Item# 3842

## Ground Bars - FAA - 1/4" x 6" x 8" Copper with 1-3/4" Lug Hole (GC-GBAR-07-04)

allG offers Ground Bars - FAA - 1/4" x 6" x 8" Copper with 1-3/4" Lug Hole. This bar is typically specified by the FAA and available in other sizes upon request. allG manufactured ground bars meet or exceed UL 467 standards.

Item #	Description	Unit	Wt (lb)
3838-1	Ground Bar; copper; clear covered; 1/4" x 6" x 8" includes insulator mounting kit	EA	6.72
3838-2	Ground Bar; copper; cover marked "MAIN GROUND PLATE"; 1/4" x 6" x 8"	EA	5.66
3838-3	1/4" x 6" x 8" Copper Ground Bar with cover marked "MULTI-POINT GROUND".	EA	5.66
3838-4	1/4" x 6" x 8" Copper Ground Bar with cover marked "SINGLE-POINT GROUND".	EA	5.66
7000-3838	Ground Bar; Copper; 1/4" x 6" x 8"; (8) 1/2" Punched lug holes on 1-3/4" centers & 1-3/4" spacing; (4) 1/2" Mount holes; Bar only	EA	3.70



Item# 3838

## Ground Bars - FAA - 1/4" x 6" x 12" Copper with 1" Lug Hole

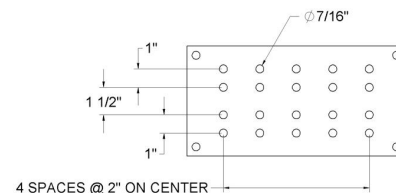
(GC-GBAR-07-05)

allG offers Ground Bars - FAA - 1/4" x 6" x 12" Copper with 1" Lug Hole. This bar is typically specified by the FAA and available in 'bar only' or 'tinned'. allG manufactured ground bars meet or exceed UL 467 standards.

Item #	Description	Unit	Wt (lb)
3832-MHO-12SPG	1/4" x 6" x 12" Copper Ground Bar with Mount Holes Only, one 3875-SUPP insulator mount kit. Includes 1/4" x 8" x 14" green plexiglass cover marked "CAUTION ELECTRONIC SINGLE-POINT	EA	8.55
3832-8-12SUPGP	Ground Bar; Copper; 1/4" x 6" x 12"; (20) 7/16" lug holes; (4) 5/16" mounting holes; Includes: (1) 3875-SUPP insulator mount kit & 1/4" x 8" x 14" clear plexiglass cover marked "SUPPLEMENTAL GROUND PLATE" in 3/8" high black letters with green stripes	EA	8.23
3832-8-12MAIN	Ground Bar; Copper; 1/4" x 6" x 12"; (20) 7/16" lug holes; (4) 5/16" mounting holes; Includes: (1) 3875-SUPP insulator mount kit & 1/4" x 8" x 14" clear plexiglass cover marked "MAIN GROUND PLATE" in 3/8" high black letters with green stripes	EA	8.23
3832-8-12EMPG	Ground Bar; Copper; 1/4" x 6" x 12"; (20) 7/16" lug holes; (4) 5/16" mounting holes; Includes: (1) 3875-SUPP insulator mount kit & 1/4" x 8" x 14" clear plexiglass cover marked "ELECTRONIC MULTI POINT GROUND SYSTEM " in 3/8" high black letters with green and orange stripes	EA	8.25
3832-8-12SPG	Ground Bar; Copper; 1/4" x 6" x 12"; (20) 7/16" lug holes; (4) 5/16" mounting holes; Includes: (1) 3875-SUPP insulator mount kit & 1/4" x 8" x 14" clear plexiglass cover marked "CAUTION ELECTRONIC SINGLE-POINT GROUND" in 3/8" high black letters with green and yellow stripes	EA	8.25
3832-8-12TRANS	Ground Bar; Copper; 1/4" x 6" x 12"; (20) 7/16" lug holes; (4) 5/16" mounting holes; Includes: (1) 3875-SUPP insulator mount kit & 1/4" x 8" x 14" clear plexiglass cover marked "TRANSIENT GROUND PLATE" in 3/8" high black letters with green stripes	EA	8.23
3832-5-20MPG	1/4" x 6" x 20" Copper Ground Bar with clear plexiglass cover marked "MAIN GROUND PLATE" in 3/8" high black letters. Ground Bar with Row of (3) 7/16" Holes spaced 2" apart to fit 3/4", 1" and 1-3/4" Lugs, includes Insulator/Mounting Bracket Kit	EA	12.25
3832-8516-12EMPG	1/4" x 6" x 12" Copper Ground Bar with two 7/16" mounting holes, four 5/16" plexiglass mounting holes, twenty 5/16" lug holes, one 3875-SUPP insulator mount kit. Includes 1/4" x 8" x 14" green plexiglass cover marked "ELECTRONIC MULTI-POINT GROUND " in 3/8" high black letters with orange stripes.	EA	8.25



Item# 3832-8-12mpg

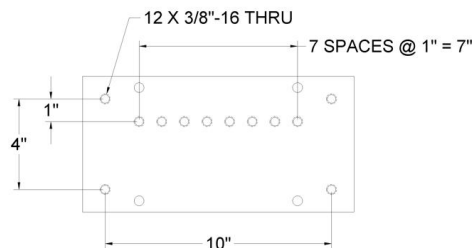


## Ground Bars - FAA - 3/8" x 6" x 12" Copper with 3/8" Tapped

(GC-GBAR-07-06)

allG offers Ground Bars - FAA - 3/8" x 6" x 12" Copper with 3/8" Tapped. This bar is typically specified by the FAA and available in other sizes upon request. allG manufactured ground bars meet or exceed UL 467 standards.

Item #	Description	Unit	Wt (lb)
3835-3BARASSY	Ground Bar Assembly with three ground bars 3/8" x 6" x 12" with plexiglass covers and two splice bars.	EA	36.00
7000-3835-47-12	3/8" x 6" x 12" Copper Ground with twelve 3/8" tapped holes and four 7/16" punched holes.	EA	8.50



Item# 3835-3BARASSY

## Ground Bar Covers - Plexiglass (GC-GBAR-07-10)

allG offers Plexiglass Ground Bar Covers in a variety of sizes, striping, colors, and mount hole configurations. Other sizes and configurations are available upon request. Contact allG today!

Item #	Description	Unit	Wt (lb)
PGC-14C412-MGP	1/4" x 4" x 12" Clear Plexiglass Cover with two 7/16" mounting holes marked "MAIN GROUND PLATE" in 3/8" high black letters.	EA	0.49
PGC-14C412-MPG	1/4" x 4" x 12" Clear Plexiglass Cover with two 7/16" mounting holes marked "MULTI-POINT GROUND" in 3/8" high black letters with green and orange stripes above and below lettering.	EA	0.49
PGC-14C412-SPG	1/4" x 4" x 12" Clear Plexiglass Cover with two 7/16" Mounting holes marked "SINGLE POINT GROUND" in 3/8" high black letters with green and yellow stripes above and below lettering.	EA	0.49
PGC-14C412-SUPGP	1/4" x 4" x 12" Clear Plexiglass Cover with two 7/16" mounting holes marked "SUPPLEMENTAL GROUND PLATE" in 3/8" high black letters with green and orange stripes above and below lettering.	EA	0.49
PGC-14C41212-MPG	1/4" x 4" x 12-1/2" Clear Plexiglass Cover with (2) 7/16" Mounting Holes Marked: "MULTI POINT GROUND" in 3/8" High Black Letters with Green and Orange Stripes Above and Below Lettering	EA	0.52
PGC-14C41834-MPG	1/4" x 4" x 18-3/4" Clear Plexiglass Cover with (2) 7/16" Mounting Holes Marked: "MULTI POINT GROUND" in 3/8" High Black Letters with Green and Orange Stripes Above and Below Lettering	EA	0.77
PGC-14C424-MGP	1/4" x 4" x 24" Clear Plexiglass Cover with two 7/16" mounting holes marked "MAIN GROUND PLATE" in 3/8" high black letters.	EA	0.91
PGC-14C513-MGP	1/4" x 5" x 13" Clear Plexiglass Cover with two 7/16" mounting holes marked "MAIN GROUND PLATE" in 3/8" high black letters.	EA	0.88
PGC-14C513-MPG	1/4" x 5" x 13" Clear Plexiglass Cover with (2) 7/16" mounting holes marked "MULTI POINT GROUND" in 3/8" high black letters. Green and orange stripes are above and below lettering.	EA	1.30
PGC-14C519-MPGP	1/4" x 5" x 19" Clear Plexiglass Cover with orange and green stipes and four 7/16" mounting holes to fit 3880-2 Bracket. Cover is marked "MULTI- POINT GROUND" in 3/8" high black letters. Requires two 3875-PGC-38 NYLON kits to mount to ground bar. Cover is designed for 3822-151-18 Bar.	EA	1.25
LETTERS-EMPG-38B	3/8" Black Vinyl Letters - ELECTRONIC MULTIPPOINT GROUND PLATE	EA	N/A
PGC-14C519-SUPGP	1/4" x 5" x 19" Clear Plexiglass Cover with four 7/16" mounting holes to fit 3880-2 Bracket. Cover is marked "SUPPLEMENTAL GROUND PLATE" in 3/8" high black letters. Requires two 3875-PGC-38 NYLON kits to mount to ground bar. Cover is designed for 3822-151-18 bar.	EA	1.25
PGC-14C519-SPG	1/4" x 5" x 19" Clear Plexiglass Cover with yellow and green stipes and four 7/16" mounting holes to Fit 3880-2 bracket. Cover is marked "SINGLE POINT GROUND" in 3/8" high black letters. Requires two 3875-PGC-38 NYLON kits to mount to ground bar. Cover is designed for 3822-151-18 bar.	EA	1.25
PGC-14C519-MGP	1/4" x 5" x 19" Clear Plexiglass Cover with four 7/16" mounting holes to fit 3880-2 Bracket. Cover is marked "MAIN GROUND PLATE" in 3/8" high black letters. (Requires two 3875-PGC-38 NYLON kits to mount to ground bar. Cover is designed for 3822-151-18 bar.	EA	1.25
PGC-14C525-MGP	1/4" x 5" x 25" Clear Plexiglass Cover with two 7/16" mounting holes marked "MAIN GROUND PLATE" in 3/8" high black letters.	EA	1.30
PGC-14C525-MPG	1/4" x 5" x 25" Clear Plexiglass Cover with two 7/16" mounting holes marked "MULTI POINT GROUND" in 3/8" high black letters. Green and orange stripes are above and below lettering.	EA	1.30
PGC-14C525-SPG	1/4" x 5" x 25" Clear Plexiglass Cover with two 7/16" mounting holes marked "SINGLE POINT GROUND" in 3/8" high black letters. Green and yellow stripes are above and below lettering.	EA	1.28
PGC-14C549-MPG	1/4" x 5" x 49" Clear Plexiglass Cover with (3) 7/16" mounting holes marked "MULTI POINT GROUND" in 3/8" high black letters. Green and orange stripes are above and below lettering.	EA	2.56
PGC-14C614-MGP	1/4" x 6" x 14" Clear Plexiglass Cover with two 7/16" mounting holes marked "MAIN GROUND PLATE" in 3/8" high black letters.	EA	0.92
PGC-14C725-GBB	1/4" x 7" x 25" Clear Plexiglass Cover with two 7/16" mounting holes. Designed to fit Ground Bar 7000-3832-3-24 Cover is marked "GROUND BUS BAR" in 1" high black letters. Uses 3875-13 Mounting Kit to mount bar/plexiglass. Mounting Kit Sold Separatly	EA	1.58
PGC-14C814-MGP	Plexiglass Cover; Clear; 1/4" x 8" x 14"; (4) 5/16" mounting holes with Green Stripes; Marked "MAIN GROUND PLATE" in 3/8" high black letters	EA	1.15
PGC-14C814-EMPGS	Plexiglass Cover; 1/4" x 8" x 14"; (4) 5/16" mounting holes; Clear with orange and green stipes and; Marked "ELECTRONIC MULTI-POINT GROUND SYSTEM" in 3/8" high black letters	EA	1.15
PGC-14C814-SPG	Plexiglass Cover; Clear with yellow & green stipes; (4) 5/16" mounting holes; Marked "CAUTION ELECTRONIC SINGLE POINT GROUND" in 3/8" high black letters; 1/4" x 8" x 14"	EA	1.15
PGC-14C814-SUPGP	Plexiglass Cover; Clear with green stipes; (4) 5/16" mounting holes; Marked "SUPPLEMENTAL GROUND PLATE" in 3/8" high black letters; 1/4" x 8" x 14"	EA	1.10
PGC-14C814-TRANS	1/4" x 8" x 14" Clear Plexiglass Cover with green stipes and four 5/16" mounting holes. Cover is marked "TRANSIENT GROUND PLATE" in 3/8" high black letters.	EA	1.10
PGC-14C814-4MH316	8" x 14" x 1/4" Clear Plexiglass Cover with (4) 3/16" (.1875) Mount Holes. All Corners have .25" Radius; no lettering	EA	N/A
PGC-14C822-MGP	1/4" x 8" x 22" Clear Plexiglass Cover with (2) 7/16" mounting holes. Cover is marked	EA	1.90



Item# PGC-14C412-MPG

"MAIN GROUND PLATE" in 3/8" high black letters.			
PGC-14G814-MGP	Plexiglass Cover; Green; 1/4" x 8" x 14"; (4) 7/16" mounting holes; Marked "MAIN GROUND PLATE" in 3/8" high white letters	EA	1.10
PGC-14G814-MPGP	Plexiglass Cover; Green; 1/4" x 8" x 14"; (4) 7/16" mounting holes; Marked "MULTI-POINT GROUND SYSTEM" in 3/8" high white letters; Orange stripes	EA	1.10
PGC-14G814-SPGP	Plexiglass Cover; Green; 1/4" x 8" x 14"; (4) 7/16" mounting holes; Marked "CAUTION ELECTRONIC SINGLE POINT GROUND" in 3/8" high white letters; Yellow stripes	EA	1.10
PGC-14G814-EMPG	Plexiglass Cover; Green; 1/4" x 8" x 14"; (4) 5/16" mounting holes; Marked "ELECTRONIC MULTI-POINT GROUND" in 3/8" high black letters; Orange stripes	EA	1.10
PGC-14G814-SPG	Plexiglass Cover; Green; 1/4" x 8" x 14"; (4) 5/16" mounting holes; Marked "CAUTION ELECTRONIC SINGLE POINT GROUND" in 3/8" high black letters; Yellow stripes	EA	1.10
PGC-14G814-MPG	Plexiglass Cover; Green; 1/4" x 8" x 14"; (4) 5/16" mounting holes; Marked "MULTI-POINT GROUND" in 3/8" high black letters; Orange stripes	EA	1.10

## Ground Bar Covers - FAA - NEXCOM (GC-GBAR-09a)

allG offers Ground Bar Covers specifically fitting FAA standards. The NEXCOM series of these covers come in a multitude of verbiage and are easy to install, while communicating their message. Made in the USA.

Item #	Description	Unit	Wt (lb)
PGC-NEXCOM-MGP	1/4" x 8" x 14" Clear Plexiglass Cover with radius corners (8) green 7/8" wide stipes and four 3/16" mounting holes. Cover is marked "MAIN GROUND PLATE" in 3/8" high black letters.	EA	1.15
PGC-NEXCOM-MPGP	1/4" x 8" x 14" Clear Plexiglass Cover with radius corners (8) orange and (8) green 7/8" wide stipes and four 3/16" mounting holes. Cover is marked "MULTIPOINT GROUND PLATE" in 3/8" high black letters.	EA	1.15
PGC-NEXCOM-SPGP	1/4" x 8" x 14" Clear Plexiglass Cover with radius corners (8) yellow and (8) green 7/8" wide stipes and four 3/16" mounting holes. Cover is marked "SINGLE POINT GROUND PLATE" in 3/8" high black letters.	EA	1.15
PGC-NEXCOM-SUPGP	1/4" x 8" x 14" Clear Plexiglass Cover with radius corners (8) red and (8) green 7/8" wide stipes and four 3/16" mounting holes. Cover is marked "SUPPLEMENTAL GROUND PLATE" in 3/8" high black letters.	EA	1.15

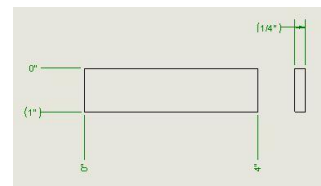


Item #PGC-NEXCOM-MPGP

## Ground Bars - 1/4" x 1" Copper (GC-GBAR-141)

allG offers 1/4" x 1" Ground Bars for your grounding solutions! allG manufactured ground bars meet or exceed UL 467 standards.

Item #	Description	Unit	Wt (lb)
3804-BLANK-10	1/4" x 1" x 10" Blank Copper Bar (No Holes and No Hardware Kit)	EA	0.81
3804-BLANK-12	1/4" x 1" x 12" Blank Copper Bar (No Holes and No Hardware Kit)	EA	0.97
3804-BLANK-18	1/4" x 1" x 18" Blank Copper Bar (No Holes and No Hardware Kit)	EA	1.45
3804-BLANK-24	1/4" x 1" x 24" Blank Copper Bar (No Holes and No Hardware Kit)	EA	1.93
3804-BLANK-30	1/4" x 1" x 30" Blank Copper Bar (No Holes and No Hardware Kit)	EA	2.46
3804-BLANK-36	1/4" x 1" x 36" Blank Copper Bar (No Holes and No Hardware Kit)	EA	2.90
3804-BLANK-72	1/4" x 1" x 72" Blank Copper Bar (No Holes and No Hardware Kit)	EA	5.80
3804-BLANK-96	1/4" x 1" x 96" Blank Copper Bar (No Holes and No Hardware Kit)	EA	7.75
3804-BLANK-120	1/4" x 1" x 120" Blank Copper Bar (No Holes and No Hardware Kit)	EA	9.66
3804-BLANK-144	1/4" x 1" x 144" Blank Copper Bar (No Holes and No Hardware Kit)	EA	11.60

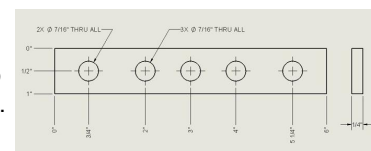


3804-BLANK-4

## Ground Bar - 1/4" x 1" One Row of Lug Holes (GC-GBAR-BAR-06-02)

allG offers all types of specialty Ground Bars, including ground bars with one row of lug holes for various jobsite needs. If you are not finding a ground bar to fit your jobsite need, contact us today to customize your ground bar solutions! allG manufactured ground bars meet or exceed UL 467 standards.

Item #	Description	Unit	Wt (lb)
7000-3804-2MH-1032-40	1/4" x 1" x 40" ground bar with (2) 5/16" mount holes and (38) 10-32 tapped holes. Bar Only.	EA	N/A
7000-3804-1-12	1/4" x 1" x 12" Copper Ground Bar with (8) 5/16" lug holes and (2) 5/16" mount holes.	EA	0.90
7000-3804-19	Ground Bar; Copper; 1/4" x 1" x 19"; (7) 10-32 Tapped holes; No mount holes; Bar only	EA	1.54
7000-3804-19-2MH	Ground Bar; Copper; 1/4" x 1" x 19"; (6) 10-32 Tapped holes; (2) 5/16" Mount holes; Bar only	EA	N/A




7000-3804-1R-6

## Ground Bar - 1/4" x 2"; Accepts 3/4" - 1" Lug Hole Spacing 7/16" Dia. (GC-GBAR-BAR-03-03)

allG offers Ground Bars measuring 1/4" x 2, and accepts 3/4" - 1" Lug Hole Spacing 7/16" diameter. Other sizes are available upon request. allG manufactured ground bars meet or exceed UL 467 standards.

Item #	Description	Unit	Wt (lb)
3812-33-10	Ground Bar; Copper; 1/4" x 2" x 10"; Universal hole pattern with (10) pairs of 7/16" holes for 3/8" lugs; 3/4" to 1" spacings; Includes insulators & brackets	EA	2.34
3812-33-10-6	1/4" x 2" x 10" Universal Ground Bar with 10 Pairs of 7/16" Holes/Slots for 3/8" Lugs with 3/4" to 1" Spacings with 2 Beam Clamps, and 2 Insulators	EA	3.92
3812-33-12	Ground Bar; Copper; 1/4" x 2" x 12"; Universal hole pattern with (13) pairs of 7/16" for 3/8" lugs; 3/4" to 1" spacings; Insulators & brackets	EA	2.50
3812-33-12-6	1/4" x 2" x 12" Universal Ground Bar with 13 Pairs of 7/16" Holes/Slots for 3/8" Lugs with 3/4" to 1" Spacings with 2 Beam Clamps, and 2 Insulators	EA	4.57
3812-33-18	1/4" x 2" x 18" Universal Ground Bar with 22 Pairs of 7/16" Holes/Slots for 3/8" Lugs with 3/4" to 1" Spacings with Insulators and Brackets	EA	3.26
3812-33-20	1/4" x 2" x 20" Universal Ground Bar with 24 pairs of 7/16" holes/slots for 3/8" lugs with 3/4" to 1" spacings with insulators and brackets.	EA	3.50
3812-33-24	1/4" x 2" x 24" Universal Ground Bar with 29 pairs of 7/16" holes/slots for 3/8" lugs with 3/4" to 1" spacings with insulators and brackets.	EA	3.90
3812-33-30	1/4" x 2" x 30" Universal Ground Bar with 36 Pairs of 7/16" Holes/Slots for 3/8" Lugs with 3/4" to 1" Spacings with 3 Insulators and 3 Brackets	EA	5.22
3812-33-36	1/4" x 2" x 36" Universal Ground Bar with 44 Pairs of 7/16" Holes/Slots for 3/8" Lugs with 3/4" to 1" Spacings with 3 Insulators and 3 Brackets	EA	5.90
3812-33-48	1/4" x 2" x 48" Universal Ground Bar with 60 Pairs of 7/16" Holes/Slots for 3/8" Lugs with 3/4" to 1" Spacings with 3 Insulators and 3 Brackets	EA	7.30
7000-3812-33-10	Ground Bar; Copper; 1/4" x 2" x 10"; Universal hole pattern; Bar only	EA	1.24
7000-3812-33-12	Ground Bar; Copper; 1/4" x 2" x 12"; Universal hole pattern with (13) pairs of 7/16" for 3/8" lugs; 3/4" to 1" spacings; Bar only	EA	1.40
7000-3812-33-18	1/4" x 2" x 18" Copper Ground Bar with universal hole pattern - Bar Only	EA	2.16
7000-3812-33-20	1/4" x 2" x 20" Copper Ground Bar with universal hole pattern - Bar Only	EA	2.40
7000-3812-33-24	1/4" x 2" x 24" Copper Ground Bar with universal hole pattern - Bar Only	EA	2.80
7000-3812-33-30	1/4" x 2" x 30" Copper Ground Bar with universal hole pattern - Bar Only	EA	3.52
7000-3812-33-36	1/4" x 2" x 36" Copper Ground Bar with universal hole pattern - Bar Only	EA	4.20
7000-3812-33-48	1/4" x 2" x 48" Copper Ground Bar with universal hole pattern - Bar Only	EA	5.60




Item# 3812-33-10

## Ground Bar - 1/4" x 2" 1" Lug Hole Spacing 7/16"

**Diameter** (GC-GBAR-BAR-03-02)

allG offers Ground Bars - 1/4" x 2" 1" Lug Hole Spacing 7/16" Diameter. Other sizes are available upon request. allG manufactured ground bars meet or exceed UL 467 standards.

Item #	Description	Unit	Wt (lb)
3812-5-6	1/4" x 2" x 6" Copper Ground Bar with 7/16" Punched Holes 1" Spaced and 1" Apart - Includes 2 Standoffs and 2 Insulators	EA	1.30
3812-5-8	Ground Bar; Copper; 1/4" x 2" x 8"; (12) punched holes; Includes (2) standoffs & (2) insulators	EA	2.20
3812-5-10	1/4" x 2" x 10" Copper Ground Bar with 7/16" Punched Holes 1" Spaced and 1" Apart - Includes 2 Standoffs and 2 Insulators	EA	2.50
3812-5-12	Ground Bar; Copper; 1/4" x 2" x 12"; (20) 7/16" punched holes on 1" spacing; (2) 7/16" mount holes; Includes insulators & standoffs	EA	2.80
3812-5-24	Ground Bar; Copper; 1/4" x 2" x 24"; 7/16" punched holes on 1" spacing; Includes insulators & standoffs	EA	4.50
7000-3812-5-6	Ground Bar; Copper; 1/4" x 2" x 6"; 7/16" punched holes; 1" spaced & 1" apart; Bar Only	EA	0.80
7000-3812-5-8	Ground Bar; Copper; 1/4" x 2" x 8"; (12) punched holes; Bar only	EA	1.10
7000-3812-5-10	1/4" x 2" x 10" Copper Ground Bar with 7/16" punched holes 1" spaced & 1" apart - Bar Only	EA	1.40
7000-3812-5-12	Ground Bar; Copper; 1/4" x 2" x 12"; (20) 7/16" punched holes on 1" spacing; (2) 7/16" mount holes; Bar only	EA	1.70
7000-3812-5-24	1/4" x 2" x 24" Copper Ground Bar with 7/16" punched holes 1" spaced & 1" apart - Bar Only	EA	3.40
7000-3812-5-30	1/4" x 2" x 30" Copper Ground Bar with 7/16" punched holes 1" spaced & 1" apart - Bar Only	EA	4.20
7000-3812-5-36	1/4" x 2" x 36" Copper Ground Bar with 7/16" punched holes 1" spaced & 1" apart - Bar Only	EA	4.90

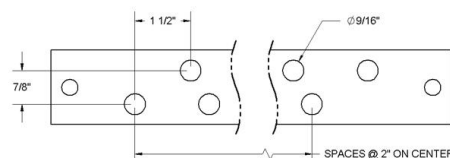


## Ground Bar - 1/4" x 2" 1-3/4" Lug Hole Spacing 9/16"

**Dia.** (GC-GBAR-BAR-03-01)

allG offers Ground Bars - 1/4" x 2" 1-3/4" Lug Hole Spacing 9/16" Dia. Additional sizes are available upon request. allG manufactured ground bars meet or exceed UL 467 standards.

Item #	Description	Unit	Wt (lb)
3812-1-12	1/4" x 2" x 12" Copper Ground Bar with (8) 9/16" holes set at slant to fit (4) lugs with 1-3/4" hole spacing, 2 standoffs, 2 insulators.	EA	3.08
3812-1-24	1/4" x 2" x 24" Copper Ground Bar with (20) 9/16" holes set at slant to fit (10) lugs with 1-3/4" hole spacing, 2 standoffs, 2 insulators.	EA	5.02
3812-1-36	1/4" x 2" x 36" Copper Ground Bar with (32) 9/16" holes set at slant to fit (16) lugs with 1-3/4" hole spacing, 2 standoffs, 2 insulators.	EA	6.96
7000-3812-1-12	1/4" x 2" x 12" Copper Ground Bar with (8) 9/16" holes set at slant to fit lug with 1-3/4" hole spacing - Bar Only	EA	1.93
7000-3812-1-24	1/4" x 2" x 24" Copper Ground Bar with (20) 9/16" holes set at slant to fit lug with 1-3/4" hole spacing - Bar Only	EA	3.86
7000-3812-1-36	1/4" x 2" x 36" Copper Ground Bar with (32) 9/16" holes set at slant to fit lug with 1-3/4" hole spacing - Bar Only	EA	5.79



Item# 3812-1-12

## Ground Bars - 1/4" x 2" One Row of Lug Holes (GC-GBAR-BAR-03-08)

allG offers all types of specialty Ground Bars, including ground bars with one row of lug holes for various jobsite needs. If you are not finding a ground bar to fit your jobsite need, contact us today to customize your ground bar solutions! allG manufactured ground bars meet or exceed UL 467 standards.

Item #	Description	Unit	Wt (lb)
3812-1R-12	1/4" x 2" x 12" Copper Ground Bar with (1) Row of 7/16" Lug Holes on 1" Spacing and (2) 7/16" Mount Holes, 2 standoffs, 2 insulators.	EA	3.00
7000-3812-1R-12	1/4" x 2" x 12" Copper Ground Bar with (1) Row of 7/16" Lug Holes on 1" Spacing and (2) 7/16" Mount Holes - Bar Only	EA	1.80



7000-3812-1R-12

## Ground Bars - 1/4" x 2" Copper Mount Holes Only (GC-GBAR-BAR-03-07)

allG offers Ground Bars - 1/4" x 2" Copper Mount Holes Only. Other sizes are available upon request. allG manufactured ground bars meet or exceed UL 467 standards.

Item #	Description	Unit	Wt (lb)
3812-MHO-6	1/4" x 2" x 6" Copper Ground Bar with Mounting Holes Only (No Lug Holes) - Includes Insulators and Brackets	EA	2.06
3812-MHO-10	1/4" x 2" x 10" Copper Ground Bar with Mounting Holes Only (No Lug Holes). Includes insulators and brackets.	EA	2.70
3812-MHO-12	1/4" x 2" x 12" Copper Ground Bar with Mounting Holes Only (No Lug Holes) - Includes Insulators and Brackets	EA	2.40
3812-MHO-24	1/4" x 2" x 24" Copper Ground Bar with Mounting Holes Only (No Lug Holes) - Includes Insulators and Brackets	EA	4.50
3812-MHO-36	1/4" x 2" x 36" Copper Ground Bar with Mounting Holes Only (No Lug Holes) - Includes Insulators and Brackets	EA	6.30
3822-MHO-12	1/4" x 4" x 12" Copper Ground Bar with Mounting Holes Only (No Lug Holes) - Includes Insulators and Brackets	EA	5.00
3822-MHO-24	1/4" x 4" x 24" Copper Ground Bar with Mounting Holes Only (No Lug Holes) - Includes Insulators and Brackets	EA	8.80
7000-3812-MHO-6	1/4" x 2" x 6" Copper Ground Bar with Mounting Holes Only (No Lug Holes) - Bar Only	EA	0.96
7000-3812-MHO-8	1/4" x 2" x 8" Copper Ground Bar with Mounting Holes Only (No Lug Holes) - Bar Only	EA	1.20
7000-3812-MHO-10	1/4" x 2" x 10" Copper Ground Bar with Mounting Holes Only (No Lug Holes) - Bar Only	EA	1.60
7000-3812-MHO-12	1/4" x 2" x 12" Copper Ground Bar with Mounting Holes Only (No Lug Holes) - Bar Only	EA	3.70
7000-3812-MHO-24	1/4" x 2" x 24" Copper Ground Bar with Mounting Holes Only (No Lug Holes) - Bar Only	EA	7.40
7000-3812-MHO-36	1/4" x 2" x 36" Copper Ground Bar with Mounting Holes Only (No Lug Holes) - Bar Only	EA	5.80
7000-3812-MHO-48	1/4" x 2" x 48" Copper Ground Bar with (3) Mounting Holes Only (No Lug Holes) - Bar Only	EA	7.73
7000-3812-MHO-120	1/4" x 2" x 120" Copper Ground Bar with (5) Mounting Holes Only (No Lug Holes) - Bar Only	EA	19.33
7000-3812-MHO-144	1/4" x 2" x 144" Copper Ground Bar with (7) Mounting Holes Only (No Lug Holes) - Bar Only	EA	23.20




Item# 3812-MHO-8

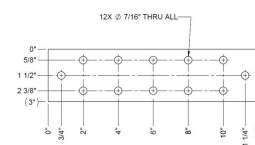
## Ground Bars - 1/4" x 3" Copper (GC-GBAR-BAR-08)

allG offers 1/4" x 3" Ground Bars for your grounding solutions! allG manufactured ground bars meet or exceed UL 467 standards.

Item #	Description	Unit	Wt (lb)
3820-1-20	1/4" x 3" x 20" Copper Ground Bar with 26 Punched Holes, and 2 Insulators and 2 Brackets	EA	6.06
7000-3820-1-12	1/4" x 3" x 12" Copper Ground Bar with 7/16" holes in 1-3/4" NEMA hole pattern - Bar Only	EA	2.80
7000-3820-1-20	1/4" x 3" x 20" Copper Ground Bar with 7/16" Holes in 1-3/4" NEMA Hole Pattern - Bar Only	EA	4.70



Item #3820-20




Item #7000-3820-12

## Ground Bar - 1/4" x 4" 3/4" - 1" Universal Pattern

### 3/4" Hole (GC-GBAR-BAR-0121)

allG offers Ground Bars: 1/4" x 4"-3/4" x 1" Universal Pattern with 3/4" Holes. Other sizes available upon request. allG manufactured ground bars meet or exceed UL 467 standards.

Item #	Description	Unit	Wt (lb)
3822-33-6	Ground Bar; Copper; 1/4" x 4" x 6"; Universal hole pattern, Includes insulators & stand-off brackets	EA	2.70
3822-33-8	Ground Bar; Copper; 1/4" x 4" x 8"; Universal hole pattern, Includes insulators & stand-off brackets	EA	3.16
3822-33-12	Ground Bar; Copper; 1/4" x 4" x 12"; Universal hole pattern; Includes insulators and stand-off brackets	EA	4.20
3822-33-12-6	1/4" x 4" x 12" Copper Ground Bar with universal hole pattern; Includes insulators and beam clamps.	EA	5.56
3822-33-18	1/4" x 4" x 18" Copper Ground Bar with universal hole pattern. Includes insulators and stand-off brackets.	EA	5.20
3822-33-20	Ground Bar; Copper; 1/4" x 4" x 20"; Universal hole pattern; Includes insulators & stand-off brackets	EA	5.74
3822-33-20-6	1/4" x 4" x 20" Copper Ground Bar with universal hole pattern, Includes insulators and beam clamps.	EA	7.05
3822-33-24	Universal Ground Bar; Copper; 1/4" x 4" x 24"; (2) rows of (58) 7/16" x 3/4" & (58) 7/16" punched lug holes; (2) 7/16" mount holes; Includes insulator mount kit	EA	6.86
3822-33-24-6	1/4" x 4" x 24" Copper Ground Bar with universal hole pattern. Includes insulators and beam clamps.	EA	8.40
3822-33-36	1/4" x 4" x 36" Copper Ground Bar with universal hole pattern. Includes insulators and stand-off brackets.	EA	11.40
3822-33-48	1/4" x 4" x 48" Copper Ground Bar with universal hole pattern. Includes insulators and stand-off brackets.	EA	15.40
7000-3822-33-6	Ground Bar; Copper; 1/4" x 4" x 6"; Universal hole pattern; Bar only	EA	1.60
7000-3822-33-8	Ground Bar; Copper; 1/4" x 4" x 8"; Universal hole pattern; Bar only	EA	2.06
7000-3822-33-12	Ground Bar; Copper; 1/4" x 4" x 12"; Universal hole pattern; Bar only	EA	2.88
7000-3822-33-18	1/4" x 4" x 18" Copper Ground Bar with universal hole pattern - Bar Only	EA	4.10
7000-3822-33-20	1/4" x 4" x 20" Copper Ground Bar with universal hole pattern.	EA	4.64
7000-3822-33-24	Universal Ground Bar; Copper; 1/4" x 4" x 24"; (2) rows of (58) 7/16" x 3/4" & (58) 7/16" punched lug holes; (2) 7/16" mount holes; Bar Only	EA	5.76
7000-3822-33-30	1/4" x 4" x 30" Copper Ground Bar with universal hole pattern - Bar Only	EA	7.40
7000-3822-33-36	1/4" x 4" x 36" Copper Ground Bar with universal hole pattern - Bar Only	EA	10.30
7000-3822-33-48	1/4" x 4" x 48" Copper Ground Bar with universal hole pattern - Bar Only	EA	13.70

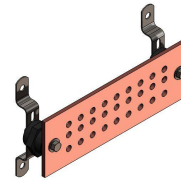


Item #3822-33-12

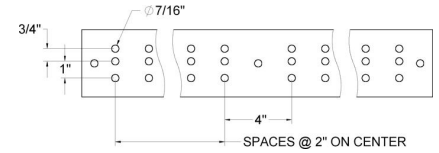
## Ground Bar - 1/4" x 4" Universal Pattern Fits 3/4", 1", & 1-3/4" (GC-GBAR-BAR-01-01)

allG offers Universal Patterned Ground Bars - 1/4" x 4" that accept 3/4", 1", & 1-3/4" lugs. Other sizes are available upon request. allG manufactured ground bars meet or exceed UL 467 standards.

Item #	Description	Unit	Wt (lb)
3822-5-10	Ground Bar; Copper; 1/4" x 4" x 10"; (12) 7/16" punched lug holes; Includes (2) insulators & (2) standoffs	EA	4.20
3822-5-12	Ground Bar; Copper; 1/4" x 4" x 12"; (15) 7/16" punched lug holes; Includes (2) insulators & (2) standoffs	EA	4.90
3822-5-16	Ground Bar; Copper; 1/4" x 4" x 16"; (21) 7/16" punched lug holes; Includes (2) insulators & (2) standoffs	EA	6.00
3822-5-18	Ground Bar; Copper; 1/4" x 4" x 18"; (24) 7/16" punched lug holes; Includes (2) insulators & (2) standoffs	EA	6.60
3822-5-20	Ground Bar; Copper; 1/4" x 4" x 20"; (27) 7/16" punched lug holes; Includes (2) insulators & (2) standoffs	EA	7.87
3822-5-24	Ground Bar; Copper; 1/4" x 4" x 24"; (33) 7/16" punched lug holes; Includes (2) insulators & (2) standoffs	EA	8.72
3822-5-30	Ground Bar; Copper; 1/4" x 4" x 30"; 7/16" holes at 3/4", 1" & 1-3/4" spacing on 2" centers; Includes 3875 mounting kit	EA	10.40
3822-5-36	Ground Bar; Copper; 1/4" x 4" x 36"; (51) 7/16" punched lug holes; Includes (2) insulators & (2) standoffs	EA	14.70
3822-5-48	Ground Bar; Copper; 1/4" x 4" x 48"; (66) 7/16" punched lug holes; Includes (3) insulators & (3) standoffs	EA	19.75
3822-5-60	Ground Bar; Copper; 1/4" x 4" x 60"; (84) 7/16" punched lug holes; Includes (3) insulators & (3) standoffs	EA	20.00
3822-5-72	Ground Bar; Copper; 1/4" x 4" x 72"; (102) 7/16" punched lug holes; Includes (3) insulators & (3) standoffs	EA	23.70
3822-51-12	Ground Bar; Copper; 1/4" x 4" x 12"; (27) 7/16" punched lug holes; Includes (2) insulators & (2) standoffs	EA	4.60
3822-51-18	Ground Bar; Copper; 1/4" x 4" x 18"; (45) 7/16" punched lug holes; Includes (2) standoffs & (2) insulators	EA	6.30
3822-51-20	Ground Bar; Copper; 1/4" x 4" x 20"; (51) 7/16" punched lug holes; Includes (2) insulators & (2) standoffs	EA	6.90
3822-51-24	Ground Bar; Copper; 1/4" x 4" x 24"; (63) 7/16" punched lug holes; Includes (2) standoffs & (2) insulators	EA	8.00
3822-51-36	Ground Bar; Copper; 1/4" x 4" x 36"; (99) 7/16" punched lug holes; Includes (2) standoffs & (2) insulators	EA	11.50
3822-51-48	Ground Bar; Copper; 1/4" x 4" x 48"; (129) 7/16" punched lug holes; (3) 7/16" mount holes; Includes 3875-9 insulator mount kit	EA	15.50
3822-51-60	Ground Bar; Copper; 1/4" x 4" x 60"; (159) 7/16" punched lug holes; Includes (3) standoffs & (3) Insulators	EA	18.90
3822-51-72	Ground Bar; Copper; 1/4" x 4" x 72"; (204) 7/16" punched lug holes; Includes (3) standoffs & (3) Insulators	EA	22.30
7000-3822-5-10	Ground Bar Only; Copper; 1/4" x 4" x 10"; (12) 7/16" punched lug holes; Insulators & standoffs sold separately	EA	3.10
7000-3822-5-12	Ground Bar Only; Copper; 1/4" x 4" x 12"; (15) 7/16" punched lug holes; Insulators & standoffs sold separately.	EA	3.70
7000-3822-5-16	Ground Bar Only; Copper; 1/4" x 4" x 16"; (21) 7/16" punched lug holes; Insulators & standoffs sold separately	EA	4.90



Item # 3822-51-12



Item #3822-5-12

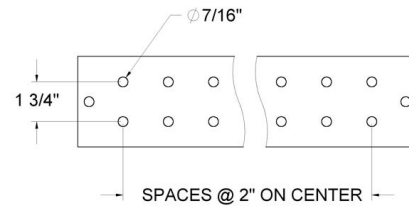
7000-3822-5-18	Ground Bar Only; Copper; 1/4" x 4" x 18"; (24) 7/16" punched lug holes; Insulators & standoff sold separately	EA	5.50
7000-3822-5-20	Ground Bar Only; Copper; 1/4" x 4" x 20"; (27) 7/16" punched lug holes; Insulators & standoffs sold separately	EA	5.98
7000-3822-5-24	Ground Bar Only; Copper; 1/4" x 4" x 24"; (33) 7/16" punched lug holes; Insulators & standoffs sold separately	EA	7.20
7000-3822-5-30	Ground Bar Only; Copper; 1/4" x 4" x 30"; (44) 7/16" holes at 3/4", 1", & 1-3/4" spacing on 2" centers; (2) 7/16" mounting holes; Insulators & standoffs sold separately	EA	9.30
7000-3822-5-72	Ground Bar Only; Copper; 1/4" x 4" x 72"; (102) 7/16" punched lug holes; Insulators & standoffs sold separately	EA	22.00
7000-3822-5-36	Ground Bar Only; Copper; 1/4" x 4" x 36"; (51) 7/16" punched lug holes; Insulators & standoffs sold separately	EA	10.90
7000-3822-5-48	Ground Bar Only; Copper; 1/4" x 4" x 48"; (66) 7/16" punched lug holes; (3) 7/16" mounting holes; Insulators & standoffs sold separately	EA	14.60
7000-3822-5-60	Ground Bar Only; Copper; 1/4" x 4" x 60"; (84) 7/16" punched lug holes; (3) 7/16" mounting holes; Insulators & standoffs sold separately	EA	18.30
7000-3822-51-12	Ground Bar; Copper; 1/4" x 4" x 12; (27) 7/16" punched lug holes; Bar Only	EA	3.50
7000-3822-51-18	1/4" x 4" x 18" Copper Ground Bar with (45) 7/16" Punched Lug Holes	EA	5.20
7000-3822-51-20	1/4" x 4" x 20" Copper Ground Bar with (51) 7/16" Punched Lug Holes	EA	5.80
7000-3822-51-24	1/4" x 4" x 24" Copper Ground Bar with (63) 7/16" Punched Lug Holes	EA	6.90
7000-3822-51-36	1/4" x 4" x 36" Copper Ground Bar with (99) 7/16" Punched Lug Holes	EA	10.40
7000-3822-51-48	1/4" x 4" x 48" Copper Ground Bar with (129) 7/16" Punched Lug Holes	EA	13.80
7000-3822-51-60	1/4" x 4" x 60" Copper Ground Bar with (159) 7/16" Punched Lug Holes	EA	17.20
7000-3822-51-72	1/4" x 4" x 72" Copper Ground Bar with (204) 7/16" Punched Lug Holes and (3) 7/16" Mount holes.	EA	20.60
7000-3822-51-84	1/4" x 4" x 84" Copper Ground Bar with (237) 7/16" Punched Lug Holes and (4) 7/16" Mount holes.	EA	24.10

## Ground Bar - 1/4" x 4" 1-3/4" NEMA Lug Hole Spacing 7/16"

(GC-GBAR-BAR-0132)

allG offers Ground Bars - 1/4" x 4" 1-3/4" NEMA Lug Hole Spacing 7/16". Other sizes are available upon request. allG manufactured ground bars meet or exceed UL 467 standards.

Item #	Description	Unit	Wt (lb)
3822-1-12	Ground Bar; Copper; 1/4" x 4" x 12"; 7/16" holes in 1-3/4" NEMA hole pattern; Includes stand-offs & insulators	EA	4.80
3822-1-18	1/4" x 4" x 18" Copper Ground Bar with 7/16" Holes in 1-3/4" NEMA Hole Pattern with Stand Offs and Insulators	EA	6.70
3822-1-20	1/4" x 4" x 20" Copper Ground Bar with 7/16" Holes in 1-3/4" NEMA Hole Pattern with Stand Offs and Insulators	EA	7.10
3822-1-24	Ground Bar; Copper; 1/4" x 4" x 24"; 7/16" holes in 1-3/4" NEMA hole pattern; Includes stand offs & insulators	EA	8.50
3822-1-36	1/4" x 4" x 36" Copper Ground Bar with 7/16" Holes in 1-3/4" NEMA Hole Pattern with Stand Offs and Insulators	EA	12.30
3822-1-48	1/4" x 4" x 48" Copper Ground Bar with 7/16" Holes in 1-3/4" NEMA Hole Pattern with Stand Offs and Insulators	EA	15.60
7000-3822-1-12	1/4" x 4" x 12" Copper Ground Bar with 7/16" Holes in 1-3/4" NEMA Hole Pattern - Bar Only	EA	3.70
7000-3822-1-18	1/4" x 4" x 18" Copper Ground Bar with 7/16" Holes in 1-3/4" NEMA Hole Pattern - Bar Only	EA	5.60
7000-3822-1-20	1/4" x 4" x 20" Copper Ground Bar with 7/16" Lug Holes in 1-3/4" NEMA Hole Pattern and (2) 7/16" Mount Holes - BAR ONLY -	EA	6.00
7000-3822-1-24	1/4" x 4" x 24" Copper Ground Bar with (10) sets of 7/16" Lug Holes in 1-3/4" NEMA Hole Pattern (20) Total Lug Holes and (2) 7/16" Mount Holes - BAR ONLY -	EA	7.40
7000-3822-1-36	1/4" x 4" x 36" Copper Ground Bar with 7/16" Holes in 1-3/4" NEMA Hole Pattern - Bar Only	EA	11.20
7000-3822-1-48	1/4" x 4" x 48" Copper Ground Bar with 7/16" Holes in 1-3/4" NEMA Hole Pattern - Bar Only	EA	14.50

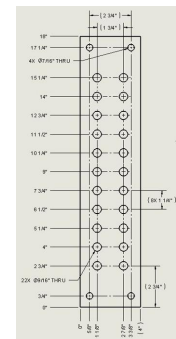


Item# 3822-1-12

## Ground Bars - 1/4" x 4" x 18" (GC-GBAR-BAR-01-18)

allG offers Copper Ground bars 1/4" x 4" x 18" with (22) 9/16" holes and (4) 7/16" mount holes to fit the allG Part #3880-2 Bracket. These ground bars are also available in a tinned version and are manufactured in allG's shop in North Texas and are sure to provide exemplary grounding. allG manufactured ground bars meet or exceed UL 467 standards.

Item #	Description	Unit	Wt (lb)
3822-151-18	Ground Bar; Copper; 1/4" x 4" x 18"; (22) 9/16" punched holes & (4) 7/16" mount holes; Includes 3875-2 mounting kit (Bar is also Designed to Fit PGC-14C519-MPGP Cover)	EA	7.10
7000-3822-151-18	1/4" x 4" x 18" Copper Ground Bar with (22) 9/16" Holes and (4) 7/16" Mount Holes to Fit 3880-2 Bracket	EA	5.40

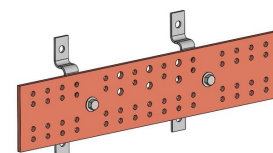


Item #7000-3822-151-18

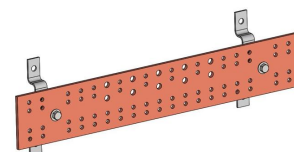
## Ground Bars - Telecom (GC-GBAR-BAR-017)

allG offers Ground Bars with various rows of holes. Other sizes available upon request. allG manufactured ground bars meet or exceed UL 467 standards.

Item #	Description	Unit	Wt (lb)
3822-3-9	1/4" x 4" x 13-1/4" Copper Ground Bar with (9) rows of holes- (30) 5/16" and (8) 7/16" Punched Holes. Includes (2) Standoffs, (2) Insulators.	EA	5.45
3822-3-15	1/4" x 4" x 20" Copper Ground Bar with (15) rows of holes (54) 5/16" and (8) 7/16" Punched Holes. Includes (2) standoffs, (2) insulators.	EA	7.48
3822-3-19	1/4" x 4" x 24-1/2" Copper Ground Bar with (19) rows of holes (66) 5/16" and (12) 7/16" Punched Holes. Includes (2) Standoffs, (2) insulators.	EA	8.80
3822-3-23	1/4" x 4" x 29" Copper Ground Bar with (23) rows of holes (82) 5/16" and (12) 7/16" Punched Holes. Includes (2) Standoffs, (2) insulators.	EA	10.15
7000-3822-3-9	1/4" x 4" x 13-1/4" Copper Ground Bar with (9) rows of holes- (30) 5/16" and (8) 7/16" Punched Holes - Bar Only No Brackets No Insulators.	EA	4.00
7000-3822-3-15	1/4" x 4" x 20" Copper Ground Bar with (15) rows of holes (54) 5/16" and (8) 7/16" Punched Holes - Bar Only No Brackets No Insulators.	EA	6.00
7000-3822-3-19	1/4" x 4" x 24-1/2" Copper Ground Bar with (19) rows of holes (66) 5/16" and (12) 7/16" Punched Holes - Bar Only No Brackets No Insulators	EA	7.33
7000-3822-3-23	1/4" x 4" x 29" Copper Ground Bar with (23) rows of holes (82) 5/16" and (12) 7/16" Punched Holes - Bar Only No Brackets No Insulators	EA	8.68



Item #3822-3-15



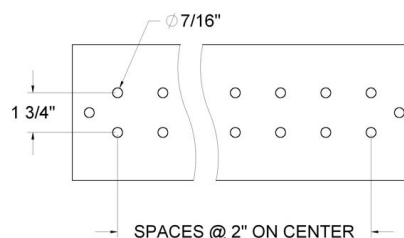
Item #3822-3-19

## Ground Bar - 1/4" x 6" with 1-3/4" Lug Hole Spacing

& 7/16" (GC-GBAR-BAR-05-01)

allG offers Ground Bar - 1/4" x 6" with 1 3/4" Lug Hole Spacing and 7/16". Other sizes are available upon request. allG manufactured ground bars meet or exceed UL 467 standards.

Item #	Description	Unit	Wt (lb)
3832-1-12	1/4" x 6" x 12" Copper Ground Bar with 7/16" punched holes in 1-3/4" NEMA hole pattern spaced 2" apart , two stand-off brackets and two insulators.	EA	6.89
3832-1-24	1/4" x 6" x 24" Copper Ground Bar with 7/16" punched holes in 1-3/4" NEMA hole pattern spaced 2" apart , two stand-off brackets and two insulators.	EA	12.68
3832-1-36	1/4" x 6" x 36" Copper Ground Bar with 7/16" punched holes in 1-3/4" NEMA hole pattern spaced 2" apart , two stand-off brackets and two insulators.	EA	18.48
3832-1-48	1/4" x 6" x 48" Copper Ground Bar with 7/16" punched holes in 1-3/4" NEMA hole pattern spaced 2" apart , two stand-off brackets and two insulators.	EA	24.27
7000-3832-1-12	1/4" x 6" x 12" Copper Ground Bar with (10) 7/16" punched holes 2" apart with 1-3/4" NEMA hole spacing - Bar Only	EA	5.79
7000-3832-1-18	1/4" x 6" x 18" Copper Ground Bar with (16) 7/16" punched holes 2" apart with 1-3/4" NEMA hole spacing - Bar Only	EA	8.69
7000-3832-1-24	1/4" x 6" x 24" Copper Ground Bar with (22) 7/16" punched holes 2" apart with 1-3/4" NEMA hole spacing - Bar Only	EA	11.58
7000-3832-1-36	1/4" x 6" x 36" Copper Ground Bar with (34) 7/16" punched holes 2" apart with 1-3/4" NEMA hole spacing - Bar Only	EA	17.38
7000-3832-1-48	1/4" x 6" x 48" Copper Ground Bar with (47) 7/16" punched holes 2" apart with 1-3/4" NEMA hole spacing - Bar Only	EA	23.17



Item# 1/4" x 6" with 1 3/4" lug hole spacing


## Ground Bars - 1/4" x 6" Universal Pattern; Fits 3/4", 1", & 1-3/4" (GC-GBAR-BAR-05-02)

allG offers Ground Bar - 1/4" x 6" with Universal Pattern which fits 3/4", 1", & 1-3/4". Other sizes available upon request. For BAR ONLY order, use prefix "7000-". allG manufactured ground bars meet or exceed UL 467 standards.

Item #	Description	Unit	Wt (lb)
3832-5-12	1/4" x 6" x 12" Copper Ground Bar with Row of three 7/16" Holes spaced 2" apart to fit 3/4", 1" and 1-3/4" Lugs includes 3875 Insulator/Mounting Bracket Kit	EA	6.70
3832-5-20	1/4" x 6" x 20" Copper Ground Bar with Row of three 7/16" Holes spaced 2" apart to fit 3/4", 1" and 1-3/4" Lugs includes 3875 Insulator/Mounting Bracket Kit	EA	10.35
3832-5-24	1/4" x 6" x 24" Copper Ground Bar with Row of three 7/16" Holes spaced 2" apart to fit 3/4", 1" and 1-3/4" Lugs includes 3875 Insulator/Mounting Bracket Kit	EA	12.30
3832-5-36	1/4" x 6" x 36" Copper Ground Bar with Row of three 7/16" Holes spaced 2" apart to fit 3/4", 1" and 1-3/4" Lugs includes 3875 Insulator/Mounting Bracket Kit	EA	17.90
3832-5-48	1/4" x 6" x 48" Copper Ground Bar with Row of three 7/16" Holes spaced 2" apart to fit 3/4", 1" and 1-3/4" Lugs includes 3875-9 Insulator/Mounting Bracket Kit	EA	24.00
3832-51-24	1/4" x 6" x 24" Copper Ground Bar with Row of three 7/16" Holes spaced 1" apart to fit 3/4", 1" and 1-3/4" Lugs includes 3875 Insulator/Mounting Bracket Kit	EA	12.30
3832-51-36	1/4" x 6" x 36" Copper Ground Bar with Row of three 7/16" Holes spaced 1" apart to fit 3/4", 1" and 1-3/4" Lugs includes 3875 Insulator/Mounting Bracket Kit	EA	17.90
3832-51-48	1/4" x 6" x 48" Copper Ground Bar with Row of three 7/16" Holes spaced 1" apart to fit 3/4", 1" and 1-3/4" Lugs includes 3875-9 Insulator/Mounting Bracket Kit	EA	24.10
7000-3832-5-12	1/4" x 6" x 12" Copper Ground Bar with (3) 7/16" punched lug holes, 2" apart - Bar Only	EA	5.58
7000-3832-5-20	1/4" x 6" x 20" Copper Ground Bar with (27) 7/16" punched lug holes - Bar Only	EA	9.25
7000-3832-5-24	1/4" x 6" x 24" Copper Ground Bar with (33) 7/16" punched lug holes - Bar Only	EA	11.20
7000-3832-5-36	1/4" x 6" x 36" Copper Ground Bar with (51) 7/16" punched lug holes & (2) 7/16" mounting holes - Bar Only	EA	27.90
7000-3832-5-48	1/4" x 6" x 48" Copper Ground Bar with (66) 7/16" punched lug holes & (3) mounting holes - Bar Only	EA	22.30
7000-3832-51-24	1/4" x 6" x 24" Copper Ground Bar with Row of three 7/16" Holes spaced 1" apart to fit 3/4", 1" and 1-3/4" Lugs	EA	11.20
7000-3832-51-36	1/4" x 6" x 36" Copper Ground Bar with Row of three 7/16" Holes spaced 1" apart to fit 3/4", 1" and 1-3/4" Lugs.	EA	16.80
7000-3832-51-48	1/4" x 6" x 48" Copper Ground Bar with Row of three 7/16" Holes spaced 1" apart to fit 3/4", 1" and 1-3/4" Lugs	EA	22.40



Item #3832-5-20

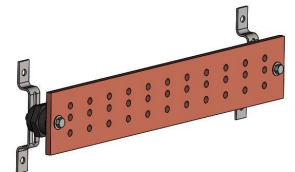


Item #7000-3832-5-20

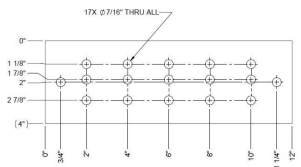
## Ground Bar - 3/8" x 4" Universal Pattern Fits 3/4", 1", & 1-3/4" (GC-GBAR-BAR-071)

allG offers Universal Patterned Ground Bars - 3/8" x 4" that accept 3/4", 1", & 1-3/4" lugs. Other sizes are available upon request. allG manufactured ground bars meet or exceed UL 467 standards.

Item #	Description	Unit	Wt (lb)
3835-5-12	3/8" x 4" x 12" Copper Ground Bar with (15) 7/16" punched lug holes, 2 standoffs and 2 insulators.	EA	6.85
3835-5-24	3/8" x 4" x 24" Copper Ground Bar with (33) 7/16" punched lug holes, 2 standoffs and 2 insulators.	EA	12.35
3835-MHO-12	Ground Bar; Copper; 3/8" x 4" x 12"; (2) 7/16" mount holes only (no lug holes); Includes insulators mount kit	EA	7.10
3835-MHO-30	Ground Bar; Copper; 3/8" x 4" x 30"; (2) 7/16" mount holes only (no lug holes); Includes insulator mount kit	EA	15.75
7000-3835-5-12	Ground Bar; Copper; 3/8" x 4" x 12"; (15) 7/16" Punched lug holes; (2) 7/16" mounting holes; Bar only	EA	5.50
7000-3835-5-24	Ground Bar; Copper; 3/8" x 4" x 24"; (33) 7/16" punched lug holes; (2) 7/16" mounting holes; Bar only	EA	11.00
7000-3835-5-30	3/8" x 4" x 30" Copper Ground Bar Only; (44) 7/16" holes at 3/4", 1", & 1-3/4" spacing on 2" centers; (2) 7/16" mounting holes; Insulators & standoffs sold separately	EA	13.75
7000-3835-5-60	3/8" x 4" x 60" Copper Ground Bar Only; (89) 7/16" holes at 3/4", 1", & 1-3/4" spacing on 2" centers; (2) 7/16" mounting holes; Insulators & standoffs sold separately	EA	27.35
7000-3835-MHO-12	3/8" x 4" x 12" Copper Ground Bar with (2) 7/16" Mount Holes Only (No Lug Holes) - BAR ONLY	EA	5.75
7000-3835-MHO-30	3/8" x 4" x 30" Copper Ground Bar with (2) 7/16" Mount Holes Only (No Lug Holes) - BAR ONLY	EA	14.40



Item # 3835-5-24



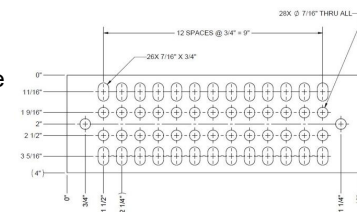
Item # 7000-3835-5-12

## Ground Bar - 1/2" x 4" 3/4" thru 1" Universal Lug Hole Spacing

(GC-GBAR-BAR-0911)

allG offers Universal Patterned Ground Bars - 1/2" x 4" that accept 3/4" - 1-3/4" lugs. Other sizes are available upon request. allG manufactured ground bars meet or exceed UL 467 standards.

Item #	Description	Unit	Wt (lb)
7000-3836-33-12	Ground Bar; Copper; 1/2" x 4" x 12"; Universal hole pattern; Bar Only	EA	5.84

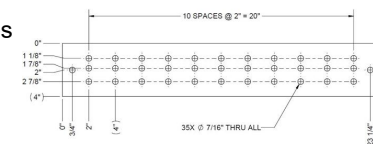


Item #7000-3836-33-12

## Ground Bar - 1/2" x 4" 3/4" 1" & 1-3/4" Universal Lug (GC-GBAR-BAR-0912)

allG offers Universal Patterned Ground Bars - 1/2" x 4" that accept 3/4", 1", & 1-3/4" lugs. Other sizes are available upon request. allG manufactured ground bars meet or exceed UL 467 standards.

Item #	Description	Unit	Wt (lb)
3836-5-24	Ground Bar; Copper; 1/2" x 4" x 24"; (33) 7/16" punched lug holes; Includes (2) HD standoffs & (2) insulators	EA	16.20
7000-3836-5-24	1/2" x 4" x 24" Copper Ground Bar with (33) 7/16" punched lug holes & (2) mounting holes - Bar Only	EA	14.70
7000-3836-5-48	1/2" x 4" x 48" Copper Ground Bar with (66) 7/16" punched lug holes & (3) mounting holes - Bar Only	EA	29.20



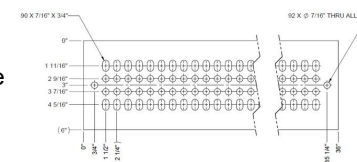
Item #7000-3836-5-24

## Ground Bars - 1/2" x 6" 3/4" thru 1" Universal Lug Hole Spacing

(GC-GBAR-BAR-0921)

allG offers Universal Patterned Ground Bars - 1/2" x 6" that accept 3/4" - 1-3/4" lugs. Other sizes are available upon request. allG manufactured ground bars meet or exceed UL 467 standards.

Item #	Description	Unit	Wt (lb)
7000-3837-33-36	1/2" x 6" x 36" Copper Ground Bar with universal hole pattern - Bar Only	EA	28.35

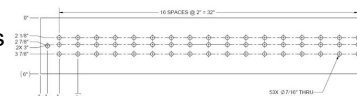


Item #7000-3837-33-36

## Ground Bars - 1/2" x 6" 3/4" 1" & 1-3/4" Universal Lug (GC-GBAR-BAR-0922)

allG offers Universal Patterned Ground Bars - 1/2" x 6" that accept 3/4", 1", & 1-3/4" lugs. Other sizes are available upon request. allG manufactured ground bars meet or exceed UL 467 standards.

Item #	Description	Unit	Wt (lb)
7000-3837-5-36	1/2" x 6" x 36" Copper Ground Bar with (51) 7/16" punched lug holes & (2) mounting holes - Bar Only.	EA	33.50



Item #7000-3837-5-36

## Ground Bar - 5/8" x 4" Universal Pattern Fits 3/4", 1" & 1-3/4" (GC-GBAR-BAR-10-01)

allG offers Universal Patterned Ground Bars - 5/8" x 4" that accept 3/4", 1", & 1-3/4" lugs. Other sizes are available upon request. allG manufactured ground bars meet or exceed UL 467 standards.

Item #	Description	Unit	Wt (lb)
7000-3840-5-24	5/8" x 4" x 24" Copper Ground Bar with (33) 7/16" punched lug holes & (2) mounting holes - Bar Only	EA	18.23

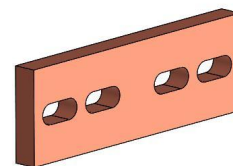


Item #7000-3840-5-24

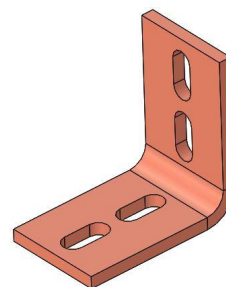
## 2" Copper Bars- HALO Style (GC-GBAR-CU-HALO)

allG offers HALO style Copper Ground Bars. Other sizes available upon request.

Item #	Description	Unit	Wt (lb)
7000-3812-BB-MHO-144	1/4" x 2" x 144" Copper Buss Bar with (2) Mount Holes Only at Each End & (4) 5/16" Mount Holes Only to fit Splice Plates - Bar Only.	EA	23.10
7000-3852	1/4" x 2" Copper Straight Bus Bar Splice Plate	EA	0.90
7000-3852-18	1/8" x 2" Copper Straight Bus Bar Splice Plate	EA	0.50
7000-3853	1/4" x 2" Copper 90 Degree Corner Splice Plate	EA	N/A
7000-3853-18	1/8" x 2" Copper 90 Degree Corner Bus Bar Splice Plate	EA	0.48
7000-3854	1/4" x 2" x 6" Flat 90 Degree Bus Bar Splice Plate	EA	2.90
7000-3854-18	1/8" x 2" Flat 90 Degree Bus Bar Splice Plate	EA	1.45
7000-3890	1/8" x 1" Wide "Z" Bracket for Halo Stand-Off	EA	N/A
3852	1/4" x 2" Copper Straight Buss Bar Splice Plate with stainless steel hardware.	EA	1.80
3852-18	1/8" x 2" Copper Straight Buss Bar Splice Plate with stainless steel hardware.	EA	0.82
3853	1/4" x 2" Copper 90 degree Corner Buss Bar Splice Plate with stainless steel hardware.	EA	1.80
3853-18	1/8" x 2" Copper 90 degree Corner Buss Bar Splice Plate with stainless steel hardware.	EA	0.80
3854	1/4" x 2" Flat 90 degree Buss Bar Splice Plate with stainless steel hardware.	EA	3.22
3854-18	1/8" x 2" Flat 90 degree Buss Bar Splice Plate with stainless steel hardware.	EA	1.77
3890	Halo Stand-off Insulating Bracket with 2425; Fits #2 through #2/0 conductor	EA	0.20
3890-1	Halo Stand-off Insulating Bracket with 2450; Fits #3/0 Through #4/0 conductor	EA	0.20
3890-2	Halo Stand-off Insulating Bracket with 2405; Includes rubber insulating loop clip	EA	0.40



Item #7000-3852-12

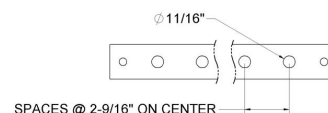


Item #7000-3853

## Ground Bars-1/4" x 2" with 11/16" Dia Polyphaser Mount Holes (GC-GBAR-01-05-7)

allG offers Ground Bars-1/4" x 2" with 11/16" Dia Polyphaser Mount Holes. Other sizes are available upon request. allG manufactured ground bars meet or exceed UL 467 standards.

Item #	Description	Unit	Wt (lb)
3812-PF-26	Polyphaser Ground Bar - 1/4" x 2" x 26" copper ground bar with two 7/16" mount holes and nine 11/16" holes. Includes insulators and stand-off brackets.	EA	4.60
7000-3812-PF-26	1/4" x 2" x 26" Copper Ground Bar with (2) 7/16" mount holes & (9) 11/16" holes - Bar Only	EA	3.50




Item# 3812-PF-26

## Three Level Copper Arrestor Trapeze (GC-GBAR-01-05-1)

allG offers a 3-Level Copper Trapeze Arrestor Frame that provide a versatile central ground point for lightning arrestors. It has height-adjustable bars and compatible with standard entry ports.

Item #	Description	Unit	Wt (lb)
3847-CU3L	Three Level, Eighteen Arrestor Copper Trapeze Kit. 1-1/4" diameter arrestor mount holes are provided on the trapeze rungs. kit includes stainless steel mounting hardware that can be wall mounted or hung vertically from an ice bridge.	EA	23.10

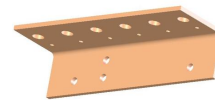


Item# 3847-CU3L

## Bent Arrestor Bars 1/4" x 6" (GC-GBAR-01-05-8)

allG offers Bent Arrestor Bars with various numbers of holes to fit your needs! Other sizes available upon request. Contact us today!

Item #	Description	Unit	Wt (lb)
3832-PF-4	1/4" x 6" Copper four hole polyphaser Ground Bar bent to 90 degrees. Includes 3875 mount kit.	EA	5.00
3832-PF-5	1/4" x 6" Copper five hole polyphaser Ground Bar bent to 90 degrees. Includes 3875 mount kit.	EA	6.00
3832-PF-6	Ground Bar; Copper; 1/4" x 6"; (6) hole polyphaser; Bent to 90 degrees; Includes 3875 mount kit	EA	7.10
3832-PF-7	1/4" x 6" Copper seven hole polyphaser Ground Bar bent to 90 degrees. Includes 3875 mount kit.	EA	8.10
3832-PF-8	1/4" x 6" Copper eight hole polyphaser Ground Bar bent to 90 degrees. Includes 3875 mount kit.	EA	9.20
3832-PF-9	1/4" x 6" Copper nine hole polyphaser Ground Bar bent to 90 degrees. Includes 3875 mount kit.	EA	10.20
3832-PF-10	1/4" x 6" Copper ten hole polyphaser Ground Bar bent to 90 degrees. Includes 3875 mount kit.	EA	11.30
3832-PF-12	1/4" x 6" Copper twelve hole polyphaser Ground Bar bent to 90 degrees. Includes 3875 mount kit.	EA	13.40
3832-PF-13	1/4" x 6" Copper thirteen hole polyphaser Ground Bar bent to 90 degrees. Includes 3875 mount kit.	EA	14.40
3832-PF-14	1/4" x 6" Copper fourteen hole polyphaser Ground Bar bent to 90 degrees. Includes 3875 mount kit.	EA	15.50
3832-PF-15	1/4" x 6" Copper fifteen hole polyphaser Ground Bar bent to 90 degrees. Includes 3875 mount kit.	EA	16.50
3832-PF-16	1/4" x 6" Copper sixteen hole polyphaser Ground Bar bent to 90 degrees. Includes 3875 mount kit.	EA	17.60
3832-PF-18	1/4" x 6" Copper eighteen hole polyphaser Ground Bar bent to 90 degrees. Includes 3875 mount kit.	EA	19.70
3832-PF-19	1/4" x 6" Copper nineteen hole polyphaser Ground Bar bent to 90 degrees. Includes 3875 mount kit.	EA	20.70
3832-PF-20	1/4" x 6" Copper twenty hole polyphaser Ground Bar bent to 90 degrees. Includes 3875 mount kit.	EA	21.80
7000-3832-PF-4	1/4" x 6" Copper (4) hole polyphaser Ground Bar bent to 90 degrees - Bar Only	EA	3.90
7000-3832-PF-5	1/4" x 6" Copper (5) hole polyphaser Ground Bar bent to 90 degrees - Bar Only	EA	4.90
7000-3832-PF-6	1/4" x 6" Copper (6) hole polyphaser Ground Bar bent to 90 degrees - Bar Only	EA	6.00
7000-3832-PF-7	1/4" x 6" Copper (7) hole polyphaser Ground Bar bent to 90 degrees - Bar Only	EA	7.00
7000-3832-PF-8	1/4" x 6" Copper (8) hole polyphaser Ground Bar bent to 90 degrees - Bar Only	EA	8.10
7000-3832-PF-9	1/4" x 6" Copper (9) hole polyphaser Ground Bar bent to 90 degrees - Bar Only	EA	9.10
7000-3832-PF-10	1/4" x 6" Copper (10) hole polyphaser Ground Bar bent to 90 degrees - Bar Only	EA	10.20
7000-3832-PF-11	1/4" x 6" Copper (11) hole polyphaser Ground Bar bent to 90 degrees - Bar Only	EA	11.20
7000-3832-PF-12	1/4" x 6" Copper (12) hole polyphaser Ground Bar bent to 90 degrees - Bar Only	EA	12.30
7000-3832-PF-13	1/4" x 6" Copper (13) hole polyphaser Ground Bar bent to 90 degrees - Bar Only	EA	13.30
7000-3832-PF-14	1/4" x 6" Copper (14) hole polyphaser Ground Bar bent to 90 degrees - Bar Only	EA	14.40
7000-3832-PF-15	1/4" x 6" Copper (15) hole polyphaser Ground Bar bent to 90 degrees - Bar Only	EA	15.40
7000-3832-PF-16	1/4" x 6" Copper (16) hole polyphaser Ground Bar bent to 90 degrees - Bar Only	EA	16.50
7000-3832-PF-17	1/4" x 6" Copper (17) hole polyphaser Ground Bar bent to 90 degrees - Bar Only	EA	17.50
7000-3832-PF-18	1/4" x 6" Copper (18) hole polyphaser Ground Bar bent to 90 degrees - Bar Only	EA	18.60
7000-3832-PF-19	1/4" x 6" Copper (19) hole polyphaser Ground Bar bent to 90 degrees - Bar Only	EA	19.60
7000-3832-PF-20	1/4" x 6" Copper (20) hole polyphaser Ground Bar bent to 90 degrees - Bar Only	EA	20.70




Item #3832-PF-6

## Bent Arrestor Bars 1/4" x 6-1/2" (GC-GBAR-01-05-2)

allG offers Bent Arrestor Bars with various numbers of holes to fit your needs! Other sizes available upon request. Contact us today!

Item #	Description	Unit	Wt (lb)
7000-3831-PF-26	1/4" x 6-1/2" x 29-5/8" Copper (26) staggered hole Ground Bar bent to 90 degrees at 4" Bar Only	EA	14.72

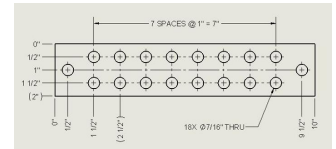


Item #7000-3831-PF-26

## Ground Bars - 1/4" x 2" 1" Lug Hole Spacing 7/16" Diameter (GC-TICU-142-02)

allG offers Ground Bars - 1/4" x 2" 1" Lug Hole Spacing 7/16" Diameter. Other sizes are available upon request. allG manufactured ground bars meet or exceed UL 467 standards.

Item #	Description	Unit	Wt (lb)
3812-5-6T	1/4" x 2" x 6" Tinned Copper Ground Bar with 7/16" Punched Holes 1" Spaced and 1" Apart - Includes 2 Standoffs and 2 Insulators	EA	1.32
3812-5-8T	1/4" x 2" x 8" Tinned Copper Bar with 12 punched holes, 2 standoffs and 2 insulators.	EA	2.25
3812-5-10T	1/4" x 2" x 10" Tinned Copper Ground Bar with 7/16" Punched Holes 1" Spaced and 1" Apart - Includes 2 Standoffs and 2 Insulators	EA	2.55
3812-5-12T	Ground Bar; Tinned copper; 1/4" x 2" x 12"; 7/16" punched holes 1" spaced & 1" apart; Includes (2) standoffs & (2) insulators	EA	2.85
3812-5-24T	1/4" x 2" x 24" Tinned Copper Ground Bar with 7/16" punched holes 1" spaced and 1" apart. Includes 2 standoffs and 2 insulators.	EA	4.55
7000-3812-5-6T	1/4" x 2" x 6" Tinned Copper Ground Bar with 7/16" punched holes 1" spaced & 1" apart - Bar Only	EA	0.82
7000-3812-5-8T	1/4" x 2" x 8" Tinned Copper Bar with 12 punched holes.	EA	1.15
7000-3812-5-10T	1/4" x 2" x 10" Tinned Copper Ground Bar with 7/16" Punched Holes 1" Spaced and 1" Apart	EA	1.45
7000-3812-5-12T	1/4" x 2" x 12" Tinned Copper Ground Bar with 7/16" punched holes 1" spaced & 1" apart - Bar Only	EA	1.75
7000-3812-5-24T	1/4" x 2" x 24" Tinned Copper Ground Bar with 7/16" punched holes 1" spaced & 1" apart - Bar Only	EA	3.45

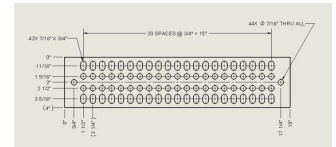


Item #7000-3812-5-10T

## Ground Bars - 1/4" x 4" 3/4"-1" Universal Pattern 3/4" Hole (GC-TICU-144-011)

allG offers Ground Bars: 1/4" x 4"-3/4" x 1" Universal Pattern with 3/4" Holes. Other sizes available upon request. allG manufactured ground bars meet or exceed UL 467 standards.

Item #	Description	Unit	Wt (lb)
3822-33-6T	Ground Bar; Tinned copper; 1/4" x 4" x 6"; Universal hole pattern, Includes insulators & stand-off brackets	EA	2.70
3822-33-12T	Universal Ground Bar; Tinned copper; 1/4" x 4" x 12"; Includes (2) standoffs & (2) insulators	EA	4.00
3822-33-12T-6	1/4" x 4" x 12" Tinned Copper Ground Bar with Universal Hole Pattern, Includes Insulators and Beam Clamps	EA	5.54
3822-33-18T	1/4" x 4" x 18" Tinned Copper Ground Bar with universal hole pattern. Includes insulators and stand-off brackets.	EA	5.20
3822-33-20T	Ground Bar; Tinned copper; 1/4" x 4" x 20"; Universal hole pattern; Includes insulators & stand off brackets	EA	5.90
3822-33-24T	Universal Ground Bar; Tinned copper; 1/4" x 4" x 24"; (2) rows of (58) 7/16" x 3/4" & (58) 7/16" punched lug holes; (2) 7/16" mount holes; Includes 3875 insulator mount kit	EA	6.70
3822-33-36T	1/4" x 4" x 36" Tinned Copper Ground Bar with universal hole pattern. Includes insulators and stand-off brackets.	EA	11.40
3822-33-48T	1/4" x 4" x 48" Tinned Copper Ground Bar with universal hole pattern. Includes insulators and stand-off brackets.	EA	15.40
7000-3822-33-6T	Ground Bar; Tinned copper; 1/4" x 4" x 6"; Universal hole pattern; Bar only	EA	1.60
7000-3822-33-12T	Ground Bar; Tinned copper; 1/4" x 4" x 12"; Universal hole pattern; Bar only	EA	2.90
7000-3822-33-18T	1/4" x 4" x 18" Tinned Copper Ground Bar with universal hole pattern - Bar Only	EA	4.10
7000-3822-33-20T	Ground Bar; Tinned copper; 1/4" x 4" x 20"; Universal hole pattern; Bar only	EA	4.80
7000-3822-33-24T	Universal Ground Bar; Tinned copper; 1/4" x 4" x 24"; (2) rows of (58) 7/16" x 3/4" & (58) 7/16" punched lug holes; (2) 7/16" mount holes; Bar Only	EA	5.60
7000-3822-33-36T	1/4" x 4" x 36" Tinned Copper Ground Bar with universal hole pattern - Bar Only	EA	10.30
7000-3822-33-48T	1/4" x 4" x 48" Tinned Copper Ground Bar with universal hole pattern - Bar Only	EA	13.70

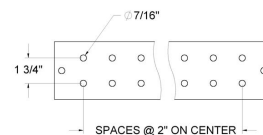


Item #7000-3822-33-18T

**Ground Bars - 1/4" x 4" 1-3/4" NEMA Lug hole Spacing 7/16"** (GC-TICU-144-031)

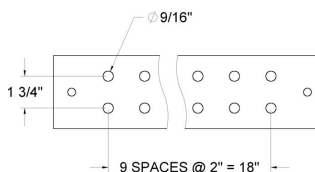
allG offers Ground Bars - 1/4" x 4" 1-3/4" NEMA Lug Hole Spacing 7/16". Other sizes are available upon request. allG manufactured ground bars meet or exceed UL 467 standards.

Item #	Description	Unit	Wt (lb)
3822-1-12T	1/4" x 4" x 12" Tinned Copper Ground Bar with 7/16" Holes in 1-3/4" NEMA Hole Pattern with Stand Offs and Insulators	EA	4.80
3822-1-18T	1/4" x 4" x 18" Tinned Copper Ground Bar with 7/16" Holes in 1-3/4" NEMA Hole Pattern with Stand Offs and Insulators	EA	6.70
3822-1-20T	1/4" x 4" x 20" Tinned Copper Ground Bar with 7/16" Holes in 1-3/4" NEMA Hole Pattern with Stand Offs and Insulators	EA	7.10
3822-1-24T	1/4" x 4" x 24" Tinned Copper Ground Bar with 7/16" Holes in 1-3/4" NEMA Hole Pattern with Stand Offs and Insulators	EA	8.50
3822-1-36T	1/4" x 4" x 36" Tinned Copper Ground Bar with 7/16" Holes in 1-3/4" NEMA Hole Pattern with Stand Offs and Insulators	EA	12.30
3822-1-48T	1/4" x 4" x 48" Tinned Copper Ground Bar with 7/16" Holes in 1-3/4" NEMA Hole Pattern with Stand Offs and Insulators	EA	15.60
3822-1-60T	1/4" x 4" x 60" Tinned Copper Ground Bar with 7/16" Holes in 1-3/4" NEMA Hole Pattern with Stand Offs and Insulators	EA	19.80
7000-3822-1-12T	1/4" x 4" x 12" Tinned Copper Ground Bar with 7/16" Holes in 1-3/4" NEMA Hole Pattern - Bar Only	EA	3.70
7000-3822-1-18T	1/4" x 4" x 18" Tinned Copper Ground Bar with 7/16" Holes in 1-3/4" NEMA Hole Pattern - Bar Only	EA	5.60
7000-3822-1-20T	1/4" x 4" x 20" Tinned Copper Ground Bar with 7/16" Lug Holes in 1-3/4" NEMA Hole Pattern and (2) 7/16" Mount Holes - BAR ONLY -	EA	6.00
7000-3822-1-24T	1/4" x 4" x 24" Tinned Copper Ground Bar with 7/16" Holes in 1-3/4" NEMA Hole Pattern - Bar Only	EA	7.40
7000-3822-1-36T	1/4" x 4" x 36" Tinned Copper Ground Bar with 7/16" Holes in 1-3/4" NEMA Hole Pattern - Bar Only	EA	11.20
7000-3822-1-48T	1/4" x 4" x 48" Tinned Copper Ground Bar with 7/16" Holes in 1-3/4" NEMA Hole Pattern - Bar Only	EA	14.50
7000-3822-1-60T	1/4" x 4" x 60" Tinned Copper Ground Bar with 7/16" Holes in 1-3/4" NEMA Hole Pattern - Bar Only	EA	18.10


**Ground Bars - 1/4" x 4" 1-3/4" NEMA Lug Hole Spacing 9/16"** (GC-TICU-144-032)

allG offers Ground Bars: 1/4" x 4" - 1-3/4" NEMA Lug Hole Spacing, and other sizes are available upon request. Available with mounting hardware or bar only in bare or tinned copper. allG manufactured ground bars meet or exceed UL 467 standards.

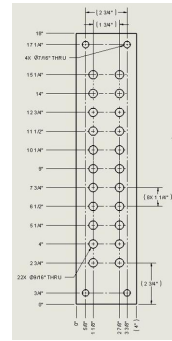
Item #	Description	Unit	Wt (lb)
3822-15-12T	1/4" x 4" x 12" Tinned Copper Ground Bar with 9/16" Holes in 1-3/4" NEMA Hole Pattern with Stand Offs and Insulators	EA	4.70
3822-15-18T	1/4" x 4" x 18" Tinned Copper Ground Bar with 9/16" Holes in 1-3/4" NEMA Hole Pattern with Stand Offs and Insulators	EA	6.50
3822-15-20T	1/4" x 4" x 20" Tinned Copper Ground Bar with 9/16" Holes in 1-3/4" NEMA Hole Pattern with Stand Offs and Insulators	EA	7.10
3822-15-24T	1/4" x 4" x 24" Tinned Copper Ground Bar with 9/16" Holes in 1-3/4" NEMA Hole Pattern with Stand Offs and Insulators	EA	8.42
3822-15-24T-3	Tamper Resistant 1/4" x 4" x 24" Tinned Copper Ground Bar with 9/16" Holes in 1-3/4" NEMA Hole Pattern with Stand Offs and Insulators	EA	8.52
3822-15-36T	1/4" x 4" x 36" Tinned Copper Ground Bar with 9/16" Holes in 1-3/4" NEMA Hole Pattern with Stand Offs and Insulators	EA	12.00
3822-15-48T	1/4" x 4" x 48" Tinned Copper Ground Bar with 9/16" Holes in 1-3/4" NEMA Hole Pattern with Stand Offs and Insulators	EA	16.60
7000-3822-15-12T	1/4" x 4" x 12" Tinned Copper Ground Bar with 9/16" Holes in 1-3/4" NEMA Hole Pattern - Bar Only	EA	3.60
7000-3822-15-18T	1/4" x 4" x 18" Tinned Copper Ground Bar with 9/16" Holes in 1-3/4" NEMA Hole Pattern - Bar Only	EA	5.40
7000-3822-15-20T	1/4" x 4" x 20" Tinned Copper Ground Bar with 9/16" Holes in 1-3/4" NEMA Hole Pattern and (2) 7/16" Mount Holes - BAR ONLY -	EA	6.00
7000-3822-15-24T	1/4" x 4" x 24" Tinned Copper Ground Bar with 9/16" Holes in 1-3/4" NEMA Hole Pattern - Bar Only	EA	7.32
7000-3822-15-36T	1/4" x 4" x 36" Tinned Copper Ground Bar with 9/16" Holes in 1-3/4" NEMA Hole Pattern - Bar Only	EA	10.90
7000-3822-15-48T	1/4" x 4" x 48" Tinned Copper Ground Bar with 9/16" Holes in 1-3/4" NEMA Hole Pattern - Bar Only	EA	14.90



### Ground Bars - 1/4" x 4" X 18" (GC-TICU-144-18)

allG offers Copper Ground bars 1/4" x 4" x 18" with (22) 9/16" holes and (4) 7/16" mount holes to fit the allG Part #3880-2 Bracket. These ground bars are also available in a tinned version and are manufactured in allG's shop in North Texas and are sure to provide exemplary grounding. allG manufactured ground bars meet or exceed UL 467 standards.

Item #	Description	Unit	Wt (lb)
3822-151-18T	Ground Bar; Tinned copper; 1/4" x 4" x 18"; (22) 9/16" punched holes & (4) 7/16" mount holes; Includes 3875-2 mounting kit (Bar is also Designed to Fit PGC-14C519-MPGP Cover)	EA	7.65
7000-3822-151-18T	1/4" x 4" x 18" Tinned Copper Ground Bar with (22) 9/16" Holes and (4) 7/16" Mount Holes to Fit 3880-2 Bracket	EA	5.50

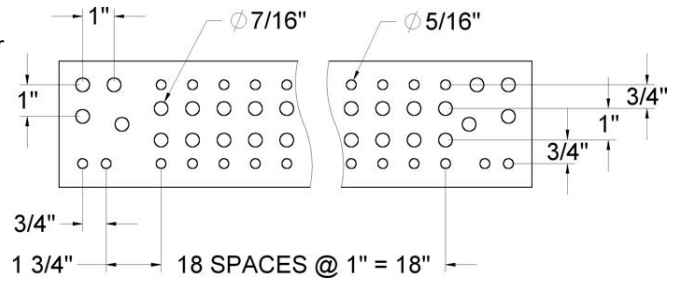


Item #7000-3822-151-18T

### Ground Bars - 24" Long (GC-GBAR-BAR-0162)

allG offers Ground Bars - 24" Long that are also available bar only with or without lettering. Other sizes available upon request. allG manufactured ground bars meet or exceed UL 467 standards.

Item #	Description	Unit	Wt (lb)
7000-3822-12-24T	1/4" x 4" x 24" Tinned copper Ground Bar with (42) 7/16", (42) 5/16" Lug Holes and (2) 1/2" Mounting Holes. Bar Only.	EA	6.90
3822-12-24T	1/4" x 4" x 24" Tinned copper Ground Bar with (42) 7/16", (42) 5/16" Lug Holes and (2) 1/2" Mounting Holes. Bar Includes 3875-4 Mounting Kit.	EA	8.00




Item# 3822-12


### Ground Bars - Telecom (GC-GBAR-BAR-0163)

allG offers Ground Bars with various rows of holes. Other sizes available upon request. allG manufactured ground bars meet or exceed UL 467 standards.

Item #	Description	Unit	Wt (lb)
3822-3-9T	Ground Bar; Tinned copper; 1/4" x 4" x 13-1/4"; (9) rows of holes; (30) 5/16" & (8) 7/16" punched holes; Includes (2) standoffs & (2) insulators	EA	5.45
3822-3-15T	1/4" x 4" x 20" Tinned Copper Ground Bar with (15) rows of holes (54) 5/16" and (8) 7/16" Punched Holes. Includes (2) standoffs, (2) insulators.	EA	7.48
3822-3-19T	1/4" x 4" x 24-1/2" Tinned Copper Ground Bar with (19) rows of holes (66) 5/16" and (12) 7/16" Punched Holes. Includes (2) Standoffs, (2) insulators.	EA	8.80
3822-3-23T	1/4" x 4" x 29" Tinned Copper Ground Bar with (23) rows of holes (82) 5/16" and (12) 7/16" Punched Holes. Includes (2) Standoffs, (2) insulators.	EA	10.15
7000-3822-3-9T	Ground Bar; Tinned copper; 1/4" x 4" x 13-1/4"; (9) rows of holes; (30) 5/16" & (8) 7/16" punched holes; Bar only (no brackets or no insulators)	EA	4.00
7000-3822-3-15T	1/4" x 4" x 20" Tinned Copper Ground Bar with (15) rows of holes (54) 5/16" and (8) 7/16" Punched Holes - Bar Only No Brackets No Insulators	EA	6.00
7000-3822-3-19T	1/4" x 4" x 24-1/2" Tinned Copper Ground Bar with (19) rows of holes (66) 5/16" and (12) 7/16" Punched Holes - Bar Only No Brackets No Insulators	EA	7.33
7000-3822-3-23T	1/4" x 4" x 29" Tinned Copper Ground Bar with (23) rows of holes (82) 5/16" and (12) 7/16" Punched Holes - Bar Only No Brackets No Insulators	EA	8.68



Item #7000-3822-3-9T

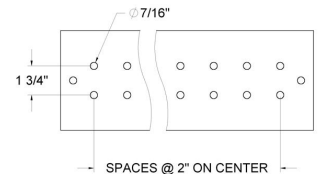


Item #7000-3822-3-19T

### Ground Bars - 1/4" x 6" with 1-3/4" Lug Hole Spacing & 7/16" (GC-TICU-146-01)

allG offers Ground Bar - 1/4" x 6" with 1 3/4" Lug Hole Spacing and 7/16. Other sizes are available upon request. allG manufactured ground bars meet or exceed UL 467 standards.

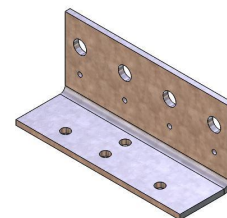
Item #	Description	Unit	Wt (lb)
3832-1-12T	1/4" x 6" x 12 Tinned Copper Ground Bar with 7/16" punched holes in 1-3/4" NEMA hole pattern spaced 2" apart, two stand-off brackets and two insulators.	EA	6.79
7000-3832-1-12T	1/4" x 6" x 12" Tinned Copper Ground Bar with (10) 7/16" punched holes 2" apart with 1-3/4" NEMA hole spacing - Bar Only	EA	5.79



### Bent Arrestor Bars 1/4" x 6" (GC-TICU-AR-146)

allG offers Bent Arrestor Bars with various numbers of holes to fit your needs! Other sizes available upon request. Contact us today!

Item #	Description	Unit	Wt (lb)
3832-PF-4T	1/4" x 6" Tinned Copper four hole polyphaser Ground Bar bent to 90 degrees. Includes 3875 mount kit.	EA	5.00
3832-PF-8T	1/4" x 6" Tinned Copper eight hole polyphaser Ground Bar bent to 90 degrees. Includes 3875 mount kit.	EA	9.82
3832-PF-10T	1/4" x 6" Tinned Copper ten hole polyphaser Ground Bar bent to 90 degrees. Includes 3875 mount kit.	EA	11.30
7000-3832-PF-4T	1/4" x 6" Tinned Copper (4) hole polyphaser Ground Bar bent to 90 degrees - Bar Only	EA	3.90
7000-3832-PF-6T	1/4" x 6" Tinned Copper (6) hole polyphaser Ground Bar bent to 90 degrees - Bar Only	EA	6.00
7000-3832-PF-8T	1/4" x 6" Tinned Copper eight hole polyphaser Ground Bar bent to 90 degrees.	EA	8.72
7000-3832-PF-10T	1/4" x 6" Tinned Copper (10) hole polyphaser Ground Bar bent to 90 degrees - Bar Only	EA	10.30
7000-3832-PF-12T	1/4" x 6" Tinned Copper twelve hole polyphaser Ground Bar bent to 90 degree.	EA	12.40



Item #3832-PF-4T

### Bent Arrestor Bars 1/4" x 7-1/2" - Round Holes (GC-TICU-AR-14712-PF)

Item #	Description	Unit	Wt (lb)
7000-3833-PF-8T	Polyphaser Ground Bar; Tinned copper; (8) holes in staggered pattern; 1/4" x 3" x 5" x 16"	EA	9.44
7000-3833-PF-10T	Polyphaser Ground Bar; Tinned copper; (10) holes in staggered pattern; 1/4" x 3" x 5" x 20"	EA	11.81
7000-3833-PF-12T	Polyphaser Ground Bar; Tinned copper; (12) hole in staggered pattern; 1/4" x 3" x 5" x 24"	EA	14.18
7000-3833-PF-14T	Polyphaser Ground Bar; Tinned copper; (14) holes in staggered pattern; 1/4" x 3" x 5" x 28"	EA	16.55
7000-3833-PF-16T	Polyphaser Ground Bar; Tinned copper; (16) holes in staggered pattern; 1/4" x 3" x 5" x 32"	EA	19.00
7000-3833-PF-20T	Polyphaser Ground Bar; Tinned copper; (20) holes in staggered pattern; 1/4" x 3" x 5" x 40"	EA	23.66



ALT part #7000-3833-PF-8T



ALT part #7000-3833-PF-10T

### Bent Arrestor Bars 1/4" x 7-1/2" - D-Holes (GC-TICU-AR-14712-PFD)

Item #	Description	Unit	Wt (lb)
7000-3833-PFD-8T	Polyphaser Ground Bar; Tinned copper; (8) D-holes in staggered pattern; 1/4" x 3" x 5" x 16"	EA	9.49
7000-3833-PFD-10T	Polyphaser Ground Bar; Tinned copper; (10) D-holes in staggered pattern; 1/4" x 3" x 5" x 20"	EA	11.88
7000-3833-PFD-14T	Polyphaser Ground Bar; Tinned copper; (14) D-holes in staggered pattern; 1/4" x 3" x 5" x 28"	EA	16.66



ALT part #7000-3833-PFD-8T

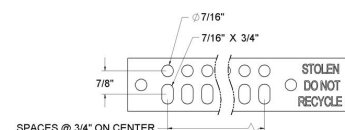


ALT part #7000-3833-PFD-10T

### Ground Bars - Theft Resistant 1/4" x 2" with Universal Lug Hole (GC-GBAR-08-01)

allG offers Theft Resistant Ground Bars that feature a tinned finish to cover copper base material, engraving as shown in the image, tamper resistant hardware in the stand-off kits, and a small width. These ground bars are offered with or without tamper resistant stand-off kits, and ground bar only. allG manufactured ground bars meet or exceed UL 467 standards.

Item #	Description	Unit	Wt (lb)
3812-33-12TR	1/4" x 2" x 12" Tinned Copper Tamper Resistant Ground Bar. Fits 5/8", 3/4", 13/16" and 1" lug hole spacing. Includes 3875-3 tamper resistant mount kit.	EA	2.80
3812-33-20TR	1/4" x 2" x 20" Tinned Copper Tamper Resistant Ground Bar. Fits 5/8", 3/4", 13/16" and 1" lug hole spacing. Includes 3875-3 tamper resistant mount kit.	EA	3.70
3812-33-24TR	1/4" x 2" x 24" Tinned Copper Tamper Resistant Ground Bar. Fits 5/8", 3/4", 13/16" and 1" lug hole spacing. Includes 3875-3 tamper resistant mount kit.	EA	4.10
7000-3812-33-12TR	1/4" x 2" x 12" Tinned Copper Tamper Resistant Ground Bar; fits 5/8", 3/4", 13/16", & 1" lug hole spacing - Bar Only	EA	1.60
7000-3812-33-20TR	1/4" x 2" x 20" Tinned Copper Tamper Resistant Ground Bar; fits 5/8", 3/4", 13/16", & 1" lug hole spacing - Bar Only	EA	2.50
7000-3812-33-24TR	1/4" x 2" x 24" Tinned Copper Tamper Resistant Ground Bar; fits 5/8", 3/4", 13/16", & 1" lug hole spacing - Bar Only	EA	2.90

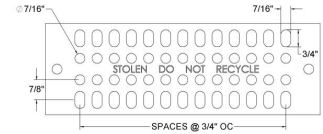


Item# 3812-33-12TR

## Ground Bars -Theft Resistant 1/4" x 4" with Universal Lug Hole (GC-GBAR-08-04)

allG offers Theft Resistant Ground Bars with 1/4" x 4" Universal Lug Holes. The copper bars include a theft deterrent, tinned finish to cover copper base material, center-line engraving as shown in the image, and tamper resistant hardware in the stand-off kits. These ground bars are offered with or without tamper resistant stand-off kits. Other sizes available upon request. allG manufactured ground bars meet or exceed UL 467 standards.

Item #	Description	Unit	Wt (lb)
3822-33-24TRC	Universal Ground Bar; Tinned copper; 1/4" x 4" x 24"; Tamper resistant; (2) rows of (58) 7/16" x 3/4" & (58) 7/16" punched lug holes; (2) 7/16" mount holes; Engraved with "STOLEN DO NOT RECYCLE" along bar center; Includes 3875-3 tamper resistant mount kit	EA	7.10
7000-3822-33-24TRC	Universal Ground Bar; Tinned copper; 1/4" x 4" x 24"; Tamper resistant; (2) rows of (58) 7/16" x 3/4" & (58) 7/16" punched lug holes; (2) 7/16" mount holes; Engraved with "STOLEN DO NOT RECYCLE" along bar center; Bar Only	EA	5.70



Item# 3822-33-24TRC

## 1/4" x 2" Galvanized Ground Bars (GC-GBAR-GAL-2)

allG offers Galvanized Steel Ground Bars that have a universal hole pattern with a 1" horizontal spacing. These bars are available in a BAR ONLY option by adding the prefix "7000-" and with optional "STOLEN DO NOT RECYCLE" engraved. Other sizes available upon request. Contact us today! allG manufactured ground bars meet or exceed UL 467 standards.

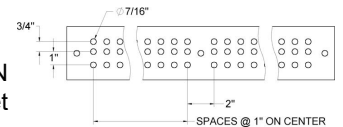


7000-3812G-5-10

Item #	Description	Unit	Wt (lb)
3812G-5-10	Ground Bar; Galvanized steel; 1/4" x 2" x 10"; 7/16" punched lug holes on 1" spacing & 1" centers; Includes 3875 insulator mounting kit	EA	2.50
3812G-5-12	Ground Bar; Galvanized steel; 1/4" x 2" x 12"; 7/16" punched lug holes on 1" spacing & 1" centers; Includes 3875 insulator mounting kit	EA	2.80
7000-3812G-5-6	Ground Bar; Galvanized steel; 1/4" x 2" x 6; 7/16" punched lug holes on 1" spacing & 1" centers; Bar only	EA	0.71
7000-3812G-5-10	Ground Bar; Galvanized steel; 1/4" x 2" x 10"; 7/16" punched lug holes on 1" spacing & 1" centers; Bar only	EA	1.40
7000-3812G-5-12	Ground Bar; Galvanized steel; 1/4" x 2" x 12; 7/16" punched lug holes on 1" spacing & 1" centers; Bar only	EA	1.70

## 1/4" x 4" Galvanized Ground Bars (GC-GBAR-GAL-4)

allG offers Galvanized Steel Ground Bars that have a universal hole pattern with 1" horizontal spacing. These bars are available in a BAR ONLY option by adding the prefix "7000-"; and the option of "STOLEN DO NOT RECYCLE" engraved. Other sizes available upon request. allG manufactured ground bars meet or exceed UL 467 standards.




Item #3822G-51-24

Item #	Description	Unit	Wt (lb)
3822G-51-12	Ground Bar; Galvanized steel; 1/4" x 4" x 12"; Fits 3/4", 1", 1-3/4" single hole lugs & 2-hole lugs; Includes: 3875 insulator mounting kit	EA	4.40
3822G-51-18	Ground Bar; Galvanized steel; 1/4" x 4" x 18"; Fits 3/4", 1", 1-3/4" single hole lugs & 2-hole lugs; Includes: 3875 insulator mounting kit	EA	6.00
3822G-51-20	Ground Bar; Galvanized steel; 1/4" x 4" x 20"; Fits 3/4", 1", 1-3/4" single hole lugs & 2-hole lugs; Includes: 3875 insulator mounting kit	EA	6.55
3822G-51-24	Ground Bar; Galvanized steel; 1/4" x 4" x 24"; Fits 3/4", 1", 1-3/4" single hole lugs & 2-hole lugs; Includes: 3875 insulator mounting kit	EA	7.60
3822G-51-24-VZW	Verizon Ground Bar; Galvanized steel; 1/4" x 4" x 24"; Fits 3/4", 1", 1-3/4" single hole lugs & 2-hole lugs; Engraved with "VZW STEEL BAR - DO NOT RECYCLE"; Includes 3875 insulator mounting kit	EA	7.60
7000-3822G-51-12	Ground Bar; Galvanized steel; 1/4" x 4" x 12"; (9) rows of 7/16" punched lug holes for 3/4", 1", 1-3/4" lug patterns or single hole lugs & (2) 7/16" mount holes; Bar only	EA	3.30
7000-3822G-51-18	Ground Bar; Galvanized steel; 1/4" x 4" x 18"; (15) rows of 7/16" punched lug holes; Fits 3/4", 1", 1-3/4" single hole lugs & 2-hole lugs; (2) 7/16" mount holes; Bar only	EA	4.90
7000-3822G-51-20	Ground Bar; Galvanized steel; 1/4" x 4" x 20"; (17) rows of 7/16" punched lug holes; (2) 7/16" mount holes; Fits 3/4", 1", 1-3/4" lug patterns or single-hole lugs; Bar only	EA	5.10
7000-3822G-51-24	Ground Bar; Galvanized steel; 1/4" x 4" x 24"; (21) rows of 7/16" Punched lug holes; Fits 3/4", 1", 1-3/4" lug patterns or single hole lugs; (2) 7/16" Mount Holes; Bar only	EA	6.50

**1/4" x 4" Galvanized Ground Bars** (GC-GBAR-GAL-4a)

allG offers Galvanized Steel Ground Bars that have a universal hole pattern with a 1" horizontal spacing. These bars are available in a BAR ONLY option by adding the prefix "7000-" and with optional "STOLEN DO NOT RECYCLE" engraved. Other sizes available upon request. Contact Us today! allG manufactured ground bars meet or exceed UL 467 standards.




Item #	Description	Unit	Wt (lb)
3822G-33-20	Ground Bar; Galvanized steel; 1/4" x 4" x 20"; Universal hole pattern; Includes: insulators and stand-off brackets	EA	6.05
3822G-33-20-02ST-210	Ground Bar; Galvanized steel; 1/4" x 4" x 20"; Universal hole pattern; (2) 10' tails of #2 tinned solid welded to bar; Includes insulators & standoffs	EA	10.08
7000-3822G-33-20	Ground Bar; Galvanized steel; 1/4" x 4" x 20"; Universal hole pattern; Bar only	EA	4.32
7000-3822G-33-20-210	7000-3822G-33-20 Bar with (2) 10' Tails of #2 Tinned Solid Welded to Bar	EA	8.98

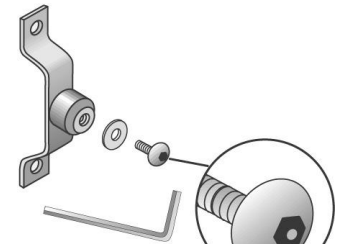
## Ground Bar Stand-off Kits (GC-GBAR-04)

allG offers Ground Bar Stand-off insulator assembly kits for securing ground bars. Item# 3875-3 comes with a tamper security feature. All hardware is included in the assembly kit.

Item #	Description	Unit	Wt (lb)
3875	Ground Bar Insulator & Mounting Bracket Assembly Kit; Includes: (2) 3/8" insulators, (2) universal stainless steel mounting brackets, & hardware	EA	1.10
3875HD	Ground Bar Insulator & Mounting Bracket Assembly Kit; Includes: (2) 3870 insulators, (2) 3880HD stainless steel mounting brackets, & hardware	EA	1.60
3875-1	Ground Bar Insulator & Mounting Bracket Assembly Kit; Includes: (2) 1/4" insulators & (2) universal stainless steel mounting brackets, & hardware	EA	0.55
3875-1-3	Ground Bar Insulator & Mounting Bracket Assembly Kit; Includes: (3) 3872 insulators, (3) 3880 stainless steel mounting brackets, & 1/4" stainless steel hardware	EA	1.02
3875-2	Ground Bar Insulator & Mounting Bracket Assembly Kit; Includes: (4) 3870 insulators, (2) 3880-2 stainless steel mounting brackets, & hardware	EA	1.70
3875-3	Tamper Resistant Ground Bar Insulator & Mounting Bracket Assembly Kit; Includes: (2) 3870 insulators, (2) 3880 stainless steel mounting brackets, & hardware	EA	1.20
3875-TRKIT	Tamper Resistant Hardware Kit; Includes: (4) tamper resistant bolts, (1) security key, (2) flat washers, & (2) lock washers	EA	1.30
3875-4	Ground Bar Insulator & Mounting Bracket Assembly Kit; Includes: (2) 3869 insulators, (2) 3880-3 stainless steel mounting brackets, & hardware	EA	1.80
3875-5	Ground Bar Insulator & Mounting Bracket Assembly Kit; Includes: (2) 3873 insulators, (2) 3880-3 stainless steel mounting brackets, & hardware	EA	2.20
3875-6	Ground Bar Insulator & Mounting Assembly Kit; Includes: (2) 3870 insulators, (2) 2" beam clamps, & hardware	EA	2.64
3875-9	Ground Bar Insulator & Mounting Bracket Kit; Includes: (3) 3870 insulators, (3) 3880 stainless steel mounting brackets, & hardware; fits 1/8" thru 1/4" thick bars	EA	1.70
3875-10HD	Ground Bar Insulator & Mounting Bracket Assembly Kit; Includes: (2) 3/8" insulators, (2) heavy duty universal stainless steel brackets, & hardware for 1/2" thick copper bar	EA	1.45
3875-SUPP	Ground Bar with Plexiglass Cover Insulator / Mounting Bracket Assembly Kit; Includes (8)-3872 and (2)-3880-1-2 with 1/4" Stainless Steel Hardware	EA	N/A
3875-12	Plexiglass/Ground Bar Insulator Mounting Bracket Assembly Kit; fits 6" wide ground bars with plexiglass cover; includes: (4) 3/8" insulators, (2) heavy duty 4-hole stainless steel mounting brackets, & hardware	EA	2.20
3875-13	Ground Bar with Plexiglass Cover Insulator & Mounting Bracket Assembly Kit; Includes: (4) 3870 insulators, (2) 3880 stainless steel mounting brackets, & 3/8" stainless steel hardware	EA	1.64
3875-PGC-38NYLON	Plexiglass Cover Two Hole Mounting Kit; Includes (2) 3/8" x 4" nylon threaded rod & 3/8" stainless steel hardware	EA	0.22
3875-PGC-338	Ground Bar with Plexiglass Cover Insulator / Mounting Bracket Assembly Kit for (3) Mounting Hole Ground Bar Includes (6)-3870 3/8" Insulators, (3)-3880 Mounting Brackets with 3/8" Stainless Steel Hardware	EA	3.10
3875-12-3	Ground Bar Insulator & Mounting Bracket Assembly Kit; Includes: (3) 1/2" insulators, (3) 3880-3 stainless steel brackets, & hardware	EA	2.70
3875-38	Ground Bar Insulator & Mounting Bracket Assembly Kit; Includes: (2) 3870 insulators, (2) 3880HD stainless steel mounting brackets, & hardware for 3/8" thick copper bar	EA	1.35
3875-3888-4	Ground Bar Insulator & Mounting Bracket Assembly Kit; Includes: (2) 3868 insulators, (2) 3888-4 stainless steel mounting brackets, & hardware	EA	2.50
3875-3880HD-134	Ground Bar Insulator & Mounting Bracket Assembly Kit; Includes: (2) 3870 insulators, (2) 3880HD-134 stainless steel mounting brackets, & hardware	EA	1.60
3875-658I	Ground Bar Insulator & Mounting Bracket Assembly Kit for Double Insulator Bracket. Kit is Designed for 1/2" Thick Ground Bars - Includes (6) 5/8" Threaded Insulators with (3) 3886-1 Double Hole Heavy Duty Brackets	EA	8.40
3875-BHCP	Ground Bar Insulator Kit Only; Mounting brackets not included; Includes: (4) 3872 insulators & hardware	EA	N/A
3875HD-5	Ground Bar Insulator & Mounting Bracket Assembly Kit; Heavy duty; Includes: (2) 3873 insulators, (2) 3880HD-3 stainless steel mounting brackets, & hardware; fits 1/4" thru 3/4" thick bars	EA	N/A



3875



Detail

Tamper resistant bracket kit with hardware

## Insulators - Poly Thermoset (GC-GBAR-02)

allG offers Poly Thermoset Insulators that are cost-effective, offer great stability of electrical and mechanical parameters, and high resistance to leakage current. They are manufactured from a halogen free, fiberglass reinforced thermalset, unsaturated polyester molded compound (BMC), and the electroplated zinc inserts are threaded to ASME standards.

Item #	Description	Unit	Wt (lb)
3872	Poly Insulator; Small; 1/4" threads; 1" height; 1" width; 5/16" thread depth; 600 voltage AC	EA	0.06
3872-114	Poly Insulator; small; 1/4" threads; 1-1/4" height; 1-5/8" width; 5/16" thread depth; 750 voltage AC	EA	0.12
3870	Poly Insulator; Standard; 3/8" threads; 1-7/8" height; 1-3/4" width; 9/16" thread depth; 2000 voltage AC	EA	0.35
3868	Poly Insulator; Large; 3/8" threads; 2-1/2" height; 2-1/2" width; 5/8" thread depth; 3200 voltage AC	EA	0.72
3869	Poly Insulator; Large; 1/2" threads; 2-1/2" height; 2-1/2" width; 5/8" thread depth; 3200 voltage AC	EA	0.75
3873	Poly Insulator; Large; 5/8" threads; 2-5/8" height; 2-1/2" width; 3/4" thread depth; 3400 voltage AC	EA	0.86



Item# 3868



Item# 3870

## Ground Bar Mounting Brackets: Universal (GC-GBAR-06-UNI)

allG offers Universal Ground Bar Mounting Brackets that include 1" wide stainless steel ground bar mounting brackets, and are offered in a variety of sizes. The dimensions listed are 'Ground Bar Mount Hole Diameter' x 'Base Mounting Hole Diameter' x 'Base Mounting Hole Spacing' x 'Stand-off Height'. Other sizes are available upon request.

Item #	Description	Unit	Wt (lb)
3880	Ground Bar Mounting Bracket; Universal; stands bar off wall 1"; accepts 3/8" hardware for single hole and 5/16" or 1/4" hardware for double hole	EA	0.15
3880-2	Ground Bar Mounting Bracket; Universal; stands bar off wall 1"; accepts 3/8" hardware for single hole and 3/8" hardware for double hole	EA	0.20
3880-3	Ground Bar Mounting Bracket; Universal; stands bar off wall 1"; accepts 1/2" or 5/8" hardware for single hole and 5/16" or 1/4" hardware for double hole	EA	0.20
3880HD	Ground Bar Mounting Bracket; Universal; Stainless steel; Heavy duty; Stands bar off wall 1"; accepts 3/8" hardware	EA	0.30
3880HD-134	Ground Bar Mounting Bracket; Universal; Stainless steel; Heavy duty; Stands bar off wall 1-3/4"	EA	0.35
3880HD-3	Ground Bar Mounting Bracket; Heavy duty; Universal; Stainless steel; Stands bar off wall 1"; Fits 5/8" threaded insulators	EA	0.30



#3880-2



#3880-3

## Ground Bar Mounting Brackets: Single Hole (GC-GBAR-06-01)

allG offers Single-Hole Ground Bar Mounting Brackets that include 1" wide stainless steel ground bar mounting brackets, and are offered in a variety of sizes. The dimensions listed are 'Ground Bar Mount Hole Diameter' x 'Base Mounting Hole Diameter' x 'Base Mounting Hole Spacing' x 'Stand-off Height'. Other sizes are available upon request.

Item #	Description	Unit	Wt (lb)
3888-2.5	2-1/2" Single Hole heavy duty stainless steel Ground Bar Mounting Bracket; stands bar off wall 2-1/2"; accepts 3/8" hardware	EA	0.40
3888-4	4" Single Hole heavy duty stainless steel Ground Bar Mounting Bracket; stands bar off wall 4"; accepts 3/8" hardware	EA	0.60
3888-6	6" Single Hole heavy duty stainless steel Ground Bar Mounting Bracket; stands bar off wall 6"; accepts 3/8" hardware	EA	N/A



#3888-2.5



#3888-4

## Ground Bar Mounting Brackets: Double Hole (GC-GBAR-06-02)

allG's 2-hole Ground Bar Mounting Brackets are manufactured in 1" wide stainless steel, and are offered in a variety of sizes. The 7/16" diameter base mount holes are provided on each bracket. The dimensions listed are as follows: 'Ground Bar Mount Hole Diameter' x 'Ground Bar Mount Hole Spacing' x 'Base Mounting Hole Spacing' x 'Stand-off Height'. Additional sizes available upon request.

Item #	Description	Unit	Wt (lb)
3886-516	5/16" Double Hole stainless steel Ground Bar Mounting Bracket for 6" wide ground bars; stands bar off wall 1-3/16"; ground bar mount holes are 5/16" to accept 5/16" or 1/4" hardware	EA	0.40
3886-716	7/16" Double Hole stainless steel Ground Bar Mounting Bracket for 6" wide ground bars; stands bar off wall 1-3/16"; ground bar mount holes are 7/16" to accept 3/8" hardware	EA	0.40
3886-1116	11/16" Double Hole stainless steel Ground Bar Mounting Bracket for 6" wide ground bars; stands bar off wall 1-3/16"; ground bar mount holes are 11/16" to accept 5/8" hardware	EA	0.40



Item #3886-516



Item #3886-716

## L Brackets (GC-GBAR-12)

allG offers L Brackets perfect for a variety of tasks. These versatile brackets are made of 1/8" stainless steel and are ideal for your jobsite solutions. Made in the USA.

Item #	Description	Unit	Wt (lb)
3885-BHCP-1	1/8" x 1" x 3" x 4" Stainless Steel L Mounting Bracket with (2) 5/16" Holes and (2) 5/16" x 1" Slotted Holes	EA	0.20
3885-BHCP-2	1/8" x 2" x 1-1/2" x 3-3/8" Stainless Steel L Mounting Bracket with (4) 5/16" Holes	EA	0.30
3885-BHCP-3	1/8" x 2" x 1-1/2" x 3-7/8" Stainless Steel L Mounting Bracket with (2) 5/16" Holes and (2) 5/16" x 9/16" Slotted Holes	EA	0.30
3885-L-44	Stainless L Bracket 1/8" Thick 1" Wide 4" x 4" Legs (4) 5/16" Mount Holes	EA	0.30
3885-L-294	Stainless L Bracket 1/8" Thick 2" Wide 4" x 9" Legs (4) 7/16" Mount Holes	EA	0.90

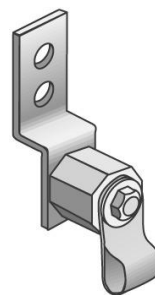


3885-L-44

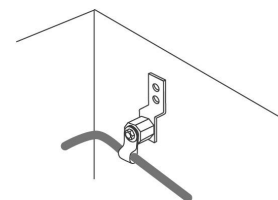
## Insulators - Halo Stand-off (GC-GBAR-03)

allG offers a Halo Stand-off Insulator assembly that is ideal for securing interior halo grounding ring conductors to structures. Item# 3890-2 features a stainless steel rubber insulated loop clip.

Item #	Description	Unit	Wt (lb)
3890	Halo Stand-off Insulating Bracket with 2425; Fits #2 through #2/0 conductor	EA	0.20
3890-1	Halo Stand-off Insulating Bracket with 2450; Fits #3/0 Through #4/0 conductor	EA	0.20
3890-2	Halo Stand-off Insulating Bracket with 2405; Includes rubber insulating loop clip	EA	0.40



Item# 3890



Typical Application

## Loops - Rubber Insulated (LP-LOOP-01a)

allG offers Rubber Insulated Loops that are ideal for indoor/outdoor use where cushion clamps are typically used - eliminating secondary fasteners.

Item #	Description	Unit	Wt (lb)
2405	Rubber Insulated Stainless Steel Loop Clip - 100/Bag	EA	0.04



Item# 2405

## Buss Bar - Various Sizes (GC-GBAR-SPL-04)

allG offers a variety of sizes and length of Copper Buss Bar. Other sizes available upon request.

Item #	Description	Unit	Wt (lb)
3801-BLANK-144	1/8" x 1" x 144" Blank Copper Bar (No Holes and No Hardware Kit)	EA	5.80
3802-BLANK-144	1/8" x 2" x 144" Blank Copper Bar (No Holes and No Hardware Kit)	EA	11.64
3804-BLANK-144	1/4" x 1" x 144" Blank Copper Bar (No Holes and No Hardware Kit)	EA	11.60
3812-BLANK-144	1/4" x 2" x 144" Blank Copper Bar (No Holes and No Hardware Kit)	EA	23.28
7000-3812-BB212-144	1/4" x 2" x 144" Copper Buss Bar with (1) Row of (55) 7/16" Lug Holes on 2-1/2" Spacing and (2) 7/16" x 1" Splice Kit Mount Holes on Each End - Bar Only	EA	22.36
3812-BB212-144	1/4" x 2" x 144" Wall Mount Buss Bar Kit; includes (1) 1/4" x 2" x 144" copper bar with splice plate holes on both ends and 7/16" lug holes every 2-1/2"; also includes (3) insulator/mount bracket kits & (1) straight splice kit	EA	26.00
3822-BLANK-144	1/4" x 4" x 144" Blank Copper Bar (No Holes and No Hardware Kit)	EA	46.44

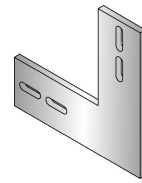


Item #3801-BLANK-144

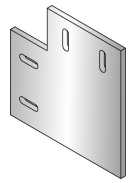
### Buss Bar Splice Kit - Flat 90 Degree Copper (GC-GBAR-SPL-01)

allG offers Bus Bar Splice Kits that include all necessary stainless steel hardware. Other sizes available upon request.

Item #	Description	Unit	Wt (lb)
3849	90 degree Buss Bar Splice Plate; 1/4" x 1"; Flat; Includes stainless steel hardware	EA	1.61
3854	1/4" x 2" Flat 90 degree Buss Bar Splice Plate with stainless steel hardware.	EA	3.22
3855	1/4" x 4" Flat 90 degree Buss Bar Splice Plate with stainless steel hardware.	EA	2.89
3849-18	90 degree Buss Bar Splice Plate; 1/8" x 1"; Flat; Includes stainless steel hardware	EA	0.96
3854-18	1/8" x 2" Flat 90 degree Buss Bar Splice Plate with stainless steel hardware.	EA	1.77
3855-18	1/8" x 4" Flat 90 degree Buss Bar Splice Plate with stainless steel hardware.	EA	1.61
3856-18	1/8" x 4" Copper Straight Buss Bar Splice Plate with stainless steel hardware.	EA	1.29
3857-18	1/8" x 4" Copper 90 degree Corner Buss Bar Splice Plate with stainless steel hardware.	EA	1.29



Item# 3849




Item# 3855

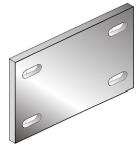
### Buss Bar Splice Kit - Straight Copper (GC-GBAR-SPL-02)

allG offers Straight Copper Buss Bar Splice Kits that include all necessary stainless steel hardware. Other sizes available upon request.

Item #	Description	Unit	Wt (lb)
3850-18	Straight Buss Bar Splice Plate; Copper; Includes stainless steel hardware; 1/8" x 1"	EA	0.70
3852-18	1/8" x 2" Copper Straight Buss Bar Splice Plate with stainless steel hardware.	EA	0.82
3850	Straight Buss Bar Splice Plate; Copper; Includes stainless steel hardware; 1/4" x 1"	EA	0.90
3852	1/4" x 2" Copper Straight Buss Bar Splice Plate with stainless steel hardware.	EA	1.80
3856	1/4" x 4" Copper Straight Buss Bar Splice Plate with stainless steel hardware.	EA	3.60



Item# 3850



Item# 3856

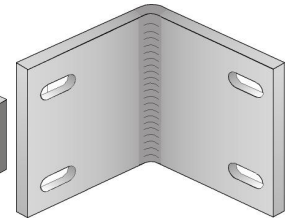
### Buss Bar Splice Kit - 90 Degree Copper (GC-GBAR-SPL-03)

allG offers 90-degree Copper Splice Kits that include all necessary stainless steel hardware. Other sizes available upon request.

Item #	Description	Unit	Wt (lb)
3851-18	1/8" x 1" Copper 90 degree Corner Splice Plate with stainless steel hardware.	EA	0.82
3853-18	1/8" x 2" Copper 90 degree Corner Buss Bar Splice Plate with stainless steel hardware.	EA	0.80
3851	1/4" x 1" Copper 90 degree Corner Splice Plate with stainless steel hardware.	EA	0.90
3853	1/4" x 2" Copper 90 degree Corner Buss Bar Splice Plate with stainless steel hardware.	EA	1.80
3857	1/4" x 4" Copper 90 degree Corner Buss Bar Splice Plate with stainless steel hardware.	EA	3.60



Item# 3851




Item# 3857

### Security Boxes (GC-BOX)

allG offers Security Boxes to deter theft of copper ground bars. The box will secure a ground bar up to 6" wide and 28" long. The box comes with tamper resistant hardware and a key and the holes for the wires are field drilled to ensure your jobsite solutions!

Item #	Description	Unit	Wt (lb)
5950-307-SB	Ground Bar Security Box; 30" L x 7" H x 6-7/8" D; with security lid & key	EA	21.50



Item #5950-307-SB

## One Hole Standard Barrel Compression with Inspection Window (GC-TCCLUG-04)

allG offers One-Hole Standard Barrel Lugs with Inspection Window to visually ensure full conductor insertion. The color-coded barrels specify die index numbers for proper crimp die selection. allG manufactured compression lugs meet or exceed UL 467 standards.

Item #	Description	Unit	Wt (lb)
1590-1HSBIW-14	Compression Lug; Tinned copper; Standard barrel; #8 stranded wire; 1/4" one-hole; Inspection window; Red color code	EA	0.01
1590-1HSBIW-38	Compression Lug; Tinned copper; Standard barrel; #8 stranded wire; 3/8" one-hole; Inspection window; Red color code	EA	0.01
1579-1HSBIW-516	Compression Lug; Tinned copper; Standard barrel; #6 stranded wire; 5/16" one hole; Inspection window; Blue color code	EA	0.02
1579-1HSBIW-14	Compression Lug; Tinned copper; Standard barrel; #6 stranded wire; 1/4" one hole; With inspection window; Blue color code	EA	0.02
1579-1HSBIW-38	Compression Lug; Tinned copper; Standard barrel; #6 stranded wire; 3/8" one hole; Inspection window; Blue color code	EA	0.02
1580-1HSBIW-14	Compression Lug; tinned copper; standard barrel; #2 stranded wire; 1/4" one hole; with inspection window; brown color code	EA	0.03
1580-1HSBIW-516	Compression Lug; Tinned copper; Standard barrel; #2 stranded wire; 5/16" one hole; Inspection window; Brown color code	EA	0.03
1580-1HSBIW-38	Compression Lug; tinned copper; standard barrel; #2 stranded wire; 3/8" one hole; with inspection window; brown color code	EA	0.03
1580-1HSBIW-12	Compression Lug; Tinned copper; Standard barrel; #2 stranded wire; 1/2" one hole; Inspection window; Brown color code	EA	0.06
1576F-1HSBIW-38-BUR	***CLOSEOUT SALE*** Burndy Compression Lug; Tinned copper; Standard barrel; 2/0 Flex wire; 3/8" one-hole; Inspection window; Black color code	EA	0.07
1578-1HSBIW-38	Compression Lug; tinned copper; standard barrel; 4/0 wire; 3/8" one hole; with inspection window; purple color code	EA	0.09



Item# 1579-1HSBIW-14

## One Hole Long Barrel Compression (GC-TCCLUG-02)

allG offers One-Hole Long Barrel Lugs that maximize the number of crimps and provides premium wire pull-out strength and electrical performance. allG manufactured compression lugs meet or exceed UL 467 standards.

Item #	Description	Unit	Wt (lb)
1591-1HSB-38	Compression Lug; Tinned copper; Standard barrel; #14 - #10 stranded or #12 - #10 solid wire; 3/8" one-hole; No color code; 50/box	EA	0.01
1591-1HLB-14	Compression Lug; Tinned Copper; Long Barrel; #14 - #10 stranded wire or #12 - #10 solid wire; 1/4" one-hole; No color code	EA	0.01
1590-1HLB-14	Compression Lug; Tinned copper; Long barrel; #8 stranded wire; 1/4" one-hole; Red color code	EA	0.01
1579-1HLB-14	Compression Lug; Tinned copper; Long barrel; #6 wire; 1/4" one hole; Blue color code	EA	0.02
1579-1HLB-516	Compression Lug; Tinned copper; Long barrel; #6 wire; 5/16" one hole; Blue color code	EA	0.02
1579-1HLB-38	Compression Lug; Tinned copper; Long barrel; #6 wire; 3/8" one hole; Blue color code	EA	0.02
1587-1HLB-38	Compression Lug; tinned copper; long barrel; #5 wire; 3/8" one hole; blue color code	EA	0.02
1586-1HLB-14	Compression Lug; Tinned copper; Long Barrel; #4 wire; 1/4" one-hole; Gray color code	EA	0.03
1582-1HLB-516	Compression Lug; tinned copper; long barrel; #2 solid & #3 stranded wire; 5/16" one hole; fits both 1/4" & 5/16" hardware; white color code	EA	0.04
1582-1HLB-38	Compression Lug; Tinned copper; Long barrel; #2 solid & #3 stranded wire; 3/8" one hole; White color code	EA	0.04
1580-1HLB-516	Compression Lug; Tinned copper; Long barrel; #2 stranded wire; 5/16" one-hole; Fits both 1/4" & 5/16" hardware; Brown color code	EA	0.05
1580-1HLB-14	Compression Lug; Tinned copper; Long barrel; #2 stranded wire; 1/4" one-hole; Brown color code	EA	0.05
1580-1HLB-38	Compression Lug; Tinned copper; Long barrel; #2 stranded wire; 3/8" one-hole; Brown color code	EA	0.05
1580-1HLB-12	Compression Lug; Tinned copper; Long barrel; #2 stranded wire; 1/2" one-hole; Brown color code	EA	0.08
1575-1HLB-38	Compression Lug; 1/0 Wire; Tinned copper; Long barrel; 3/8" One-hole; Pink color code	EA	0.06
1575-1HLB-12	Compression Lug; 1/0 Wire; Long barrel; Tinned copper; 1/2" One-hole; Pink color code	EA	0.06
1576-1HLB-38	Compression Lug; 2/0 Wire; Long barrel; Tinned copper; 3/8" One-hole; Black color code	EA	0.07
1576-1HLB-12	Compression Lug; 2/0 Wire; Long barrel; Tinned copper; 1/2" One-hole; Black color code	EA	0.07
1577-1HLB-38	Compression Lug; Tinned copper; Long barrel; 3/0 Wire; 3/8" one-hole; Orange color code	EA	0.09
1577-1HLB-12	Compression Lug; Tinned copper; Long barrel; 3/0 Wire; 1/2" one-hole; Orange color code	EA	0.09
1578-1HLB-38	Compression Lug; Tinned copper; Long barrel; 4/0 wire; 3/8" one hole; Purple color code	EA	0.10
1578-1HLB-12	Compression Lug; tinned copper; long barrel; 4/0 wire; 1/2" one hole; purple color code	EA	0.10
1583-1HLB-38	Compression Lug; tinned copper; long barrel; 250 MCM wire; 3/8" one hole; yellow color code	EA	0.13
1583-1HLB-12	Compression Lug; tinned copper; long barrel; 250 MCM wire; 1/2" one hole; yellow color code	EA	0.16



## One Hole Long Barrel Compression with Inspection Window (GC-TCCLUG-02a)

allG offers One-Hole Long Barrel Lugs with Inspection Window that visually assures full conductor insertion. allG manufactured compression lugs meet or exceed UL 467 standards.

Item #	Description	Unit	Wt (lb)
1591-1HLBIW-14	Compression Lug; Tinned Copper; Long barrel; #14 - #10 stranded wire or #12 - #10 solid wire; 1/4" one-hole; Inspection window; No color code	EA	0.01
1590-1HLBIW-14	Compression Lug; Tinned copper; Long barrel; #8 stranded wire; 1/4" one-hole; Inspection window; Red color code	EA	0.01
1579-1HLBIW-14	Compression Lug; Tinned copper; Long barrel; #6 wire; 1/4" one hole; Inspection window; Blue color code	EA	0.02
1579-1HLBIW-516	Compression Lug; Tinned copper; Long barrel; #6 wire; 5/16" one hole; Inspection window; Blue color code	EA	0.02
1579-1HLBIW-38	Compression Lug; Tinned copper; Long barrel; #6 wire; 3/8" one hole; Inspection window; Blue color code	EA	0.02
1586-1HLBIW-14	Compression Lug; Tinned copper; Long barrel; #4 wire; 1/4" one-hole; Inspection window; Gray color code	EA	0.03
1580-1HLBIW-38	Compression Lug; Tinned copper; Long barrel; #2 stranded wire; 3/8" one hole; Inspection window; Brown color code	EA	0.05
1580-1HLBIW-14	Compression Lug; Tinned copper; Long barrel; #2 stranded wire; 1/4" one hole; Inspection window; Brown color code	EA	0.05
1580-1HLBIW-516	Compression Lug; Tinned copper; Long barrel; #2 stranded wire; 5/16" one hole; Inspection window; Brown color code	EA	0.05
1582-1HLBIW-38	Compression Lug; Tinned copper Long barrel; #2 solid & #3 stranded wire; (1) 3/8" hole; Inspection window; White color code	EA	0.04
1582-1HLBIW-516	Compression Lug; Tinned copper Long barrel; #2 solid & #3 stranded wire; (1) 5/16" hole; Inspection window; White color code	EA	0.04
1575-1HLBIW-38	Compression Lug; Tinned copper; Long barrel; 1/0 Wire; 3/8" One-hole; Inspection window; Pink color code	EA	0.05
1575-1HLBIW-12	Compression Lug; Tinned copper; Long barrel; 1/0 Wire; 1/2" One-hole; Inspection window; Pink color code	EA	0.05
1576-1HLBIW-38	Compression Lug; Tinned copper; Long barrel; 2/0 Wire; 3/8" One-hole; Inspection window; Black color code	EA	0.07
1576-1HLBIW-12	Compression Lug; Tinned copper; Long barrel; 2/0 Wire; 1/2" One-hole; Inspection window; Black color code	EA	0.07
1578-1HLBIW-38	Compression Lug; tinned copper; long barrel; 4/0 wire; 3/8" one hole; with inspection window; purple color code	EA	0.10
1583-1HLBIW-38	Compression Lug; Tinned copper; Long barrel; 250 MCM wire; 3/8" one hole; Inspection window; Yellow color code	EA	0.13
1583-1HLBIW-12	Compression Lug; Tinned copper; Long barrel; 250 MCM wire; 1/2" one hole; Inspection window; Yellow color code	EA	0.16
1586-1HLBIW-38	Compression Lug; Tinned copper; Long barrel; #4 wire; 3/8" one-hole; Inspection window; Gray color code	EA	0.02



Item# 1579-1HLBIW-14



Item #1590-1HLBIW-14

## Two Hole Standard Barrel (GC-TCCLUG-2HSB)

allG offers Two-Hole Standard Barrel Lugs that maximize the number of crimps and provides premium wire pull-out strength and electrical performance. allG manufactured compression lugs meet or exceed UL 467 standards.

Item #	Description	Unit	Wt (lb)
1591-2HSB-1458	Compression Lug; Tinned Copper; Standard Barrel; #14 - #10 stranded wire or #12 - #10 solid wire; 1/4" two-hole on 5/8" center; No color code	EA	0.01
1591-2HSB-1058	Compression Lug; Tinned copper; Standard barrel; #14 - #10 stranded wire or #12 - #10 solid; #10 stud two-hole on 5/8" center; No color code	EA	0.01
1590-2HSB-1458	Compression Lug; Tinned copper; Standard barrel; #8 stranded wire; 1/4" two-hole on 5/8" spacing; Red color code	EA	0.02
1590-2HSB-141	Compression Lug; Tinned copper; Standard barrel; #8 stranded wire; 1/4" two-hole on 1" center; Red color code	EA	0.02
1580-2HSB-1458	Compression Lug; Tinned copper; Short barrel; #2 stranded wire; 1/4" two holes on 5/8" spacing; Brown color code	EA	0.05



Item #1591-2HSB-1458

## Two Hole Standard Barrel Compression with Inspection Window (GC-TCCLUG-03)

allG offers Two-Hole Standard Barrel Lugs with Inspection Windows that visually assures full conductor insertion. The color-coded barrels specify die index numbers for proper crimp die selection. allG manufactured compression lugs meet or exceed UL 467 standards.

Item #	Description	Unit	Wt (lb)
1591-2HSBIW-1058	Compression Lug; Tinned copper; Standard barrel; #14 - #10 stranded wire or #12 - #10 solid; #10 stud two-hole on 5/8" center; Inspection window; No color code	EA	0.01
1591-2HSBIW-1458	Compression Lug; Tinned copper; Standard barrel; #14 - #10 stranded wire or #12 - #10 solid; 1/4" two-hole on 5/8" center; Inspection window; No color code	EA	0.01
1590-2HLBIW-1434	Compression Lug; Tinned copper; long barrel; #8 stranded wire; 1/4" two-hole on 3/4" spacing; Inspection window; Red color code	EA	0.02
1590-2HSBIW-1458	Compression Lug; Tinned copper; Standard barrel; #8 stranded wire; 1/4" two-hole on 5/8" spacing; Inspection window; Red color code	EA	0.02
1590-2HSBIW-141	Compression Lug; Tinned copper; Standard barrel; #8 stranded wire; 1/4" two-hole on 1" center; Inspection window; Red color code	EA	0.02
1579-2HSBIW-1412	Compression Lug; tinned copper; standard barrel; #6 wire; 1/4" two holes on 1/2" spacing; with inspection window; blue color code	EA	0.02
1579-2HSBIW-1458	Compression Lug; Tinned copper; Short barrel; #6 wire; 1/4" Two-hole on 5/8" spacing; Inspection window; Blue color code	EA	0.02
1579-2HSBIW-1434	Compression Lug; tinned copper; standard barrel; #6 wire; 1/4" two holes on 3/4" spacing; with inspection window; blue color code	EA	0.03
1579-2HSBIW-141	Compression Lug; tinned copper; standard barrel; #6 wire; 1/4" two holes on 1" spacing; with inspection window; blue color code	EA	0.03
1579-2HSBIW-381	Compression Lug; tinned copper; standard barrel; #6 wire; 3/8" two holes on 1" spacing; with inspection window; blue color code	EA	0.03
1580-2HSBIW-1458	Compression Lug; Tinned copper; Standard barrel; #2 stranded wire; 1/4" two-hole on 5/8" center; Inspection window; Brown color code	EA	0.05
1575-2HSBIW-1458	Compression Lug; 1/0 Wire; Standard barrel; Tinned copper; 1/4" Two-hole on 5/8" spacing; Inspection window; Pink color code	EA	0.08



Item #1579-2HSBIW-141

## Two Hole Long Barrel Compression (GC-TCCLUG-01)

allG offer Two-Hole Long Barrel Compression Lugs that maximize the number of crimps and provides premium wire pull-out strength & electrical performance. The color-coded barrels are marked with specified die index numbers for proper crimp die selection. The enclosed barrel prevents corrosive material from entering when used in harsh environments. allG manufactured compression lugs meet or exceed UL 467 standards.

Item #	Description	Unit	Wt (lb)
1591-2HLB-1458	Compression Lug; Tinned copper; Long barrel; #14-#10 stranded or #12-#10 solid wire; 1/4" two-hole on 5/8" spacing; No color code	EA	0.02
1591-2HLB-1434	Compression Lug; Tinned copper; Long barrel; #14-#10 stranded or #12-#10 solid wire; 1/4" two-hole on 3/4" spacing; No color code	EA	0.02
1591-2HLB-141	Compression Lug; Tinned copper; Long barrel; #14-#10 stranded or #12-#10 solid wire; 1/4" two-hole on 1" spacing; No color code	EA	0.02
1590-2HLB-1458	Compression Lug; Tinned copper; Long barrel; #8 stranded wire; 1/4" two-hole on 5/8" spacing; Red color code	EA	0.02
1590-2HLB-1434	Compression Lug; Tinned copper; Long barrel; #8 stranded wire; 1/4" two-hole on 3/4" spacing; Red color code	EA	0.02
1590-2HLB-141	Compression Lug; Tinned copper; Long barrel; #8 stranded wire; 1/4" two-hole on 1" spacing; Red color code	EA	0.02
1579-2HLB-1458	Compression Lug; Tinned copper; Long barrel; #6 wire; 1/4" two-hole on 5/8" spacing; Blue color code	EA	0.03
1579-2HLB-1434	Compression Lug; Tinned copper; Long barrel; #6 wire; 1/4" two-hole on 3/4" spacing; Blue color code	EA	0.04
1579-2HLB-141	Compression Lug; Tinned copper; Long barrel; #6 wire; 1/4" two-hole on 1" spacing; Blue color code	EA	0.04
1579-2HLB-51634	Compression Lug; Tinned copper; Long barrel; #6 wire; 5/16" two-hole on 3/4" spacing; Blue color code	EA	0.04
1579-2HLB-5161	Compression Lug; Tinned copper; Long barrel; #6 wire; 5/16" two-hole on 1" spacing; Blue color code	EA	0.04
1579-2HLB-3834	Compression Lug; Tinned copper; Long barrel; #6 wire; 3/8" two-hole on 3/4" spacing; Blue color code	EA	0.03
1579-2HLB-381	Compression Lug; Tinned copper; Long barrel; #6 wire; 3/8" two-hole on 1" spacing; Blue color code	EA	0.03
1579-2HLB-12134	Compression Lug; Tinned copper; Long barrel; #6 wire; 17/32" two-hole on 1-3/4" spacing; Blue color code	EA	0.04
1587-2HLB-3834	Compression Lug; Tinned copper; Long barrel; #5 wire; 3/8" two-hole on 3/4" spacing; Blue color code	EA	0.03
1587-2HLB-381	Compression Lug; Tinned copper; Long barrel; #5 wire; 3/8" two-hole on 1" spacing; Blue color code	EA	0.03
1586-2HLB-381	Compression Lug; Tinned copper; Long barrel; #4 wire; 3/8" two-hole on 1" spacing; Gray color code	EA	0.05
1586-2HLB-1434	Compression Lug; Tinned copper; Long barrel; #4 wire; 1/4" two-hole on 3/4" spacing; Gray color code	EA	0.04
1586-2HLB-1458	Compression Lug; Tinned copper; Long barrel; #4 wire; 1/4" two-hole on 5/8" spacing; Gray color code	EA	0.04
1582-2HLB-1434	Compression Lug; Tinned copper; Long barrel; #2 solid & #3 stranded wire; 1/4" two-hole on 3/4" spacing; White color code	EA	0.04
1582-2HLB-1458	Compression Lug; Tinned copper; Long barrel; #2 solid & #3 stranded wire; 1/4" two-hole on 5/8" spacing; White color code	EA	0.04
1582-2HLB-3834	Compression Lug; Tinned copper; Long barrel; #2 solid & #3 stranded wire; 3/8" two-hole on 3/4" spacing; White color code	EA	0.05
1582-2HLB-381	Compression Lug; Tinned copper; Long barrel; #2 solid & #3 stranded wire; 3/8" two-hole on 1" spacing; White color code	EA	0.05
1580-2HLB-1458	Compression Lug; Tinned copper; Long barrel; #2 stranded wire; 1/4" two-hole on 5/8" spacing; Brown color code	EA	0.06
1580-2HLB-1434	Compression Lug; Tinned copper; Long barrel; #2 stranded wire; 1/4" two-hole on 3/4" spacing; Brown color code	EA	0.06
1580-2HLB-141	Compression Lug; Tinned copper; Long barrel; #2 stranded wire; 1/4" two-hole on 1" spacing; Brown color code	EA	0.06
1580-2HLB-3834	Compression Lug; Tinned copper; Long barrel; #2 stranded wire; 3/8" two-hole on 3/4" spacing; Brown color code	EA	0.06
1580-2HLB-5161	Compression Lug; Tinned copper; Long barrel; #2 stranded wire; 5/16" two-hole on 1" spacing; Brown color code	EA	0.06
1580-2HLB-51634	Compression Lug; Tinned copper; Long barrel; #2 stranded wire; 5/16" two-hole on 3/4" spacing; Brown color code	EA	0.06
1580-2HLB-381	Compression Lug; Tinned copper; Long barrel; #2 stranded wire; 3/8" two-hole on 1" spacing; Brown color code	EA	0.06
1580-2HLB-12134	Compression Lug; Tinned copper; Long barrel; #2 stranded wire; 17/32" two-hole on 1-3/4" spacing; Brown color code; #YA2C-2N	EA	0.08
1575-2HLB-381	Compression Lug; Tinned copper; Long barrel; 1/0 wire; 3/8" two-hole on 1" spacing; Pink	EA	0.10



Two-Hole Long Barrel Compression Lugs




Item #1583-2HLB-12134

	color code		
1575-2HLB-1458	Compression Lug; Tinned copper; Long barrel; 1/0 wire; 1/4" two-hole on 5/8" spacing; Pink color code	EA	0.10
1575-2HLB-1434	Compression Lug; Tinned copper; Long barrel; 1/0 wire; 1/4" two-hole on 3/4" spacing; Pink color code	EA	0.10
1575-2HLB-12134	Compression Lug; Tinned copper; Long barrel; 1/0 wire; 17/32" two-hole on 1-3/4" spacing; Pink color code	EA	0.12
1576-2HLB-1434	Compression Lug; Tinned copper; Long barrel; 2/0 wire; 1/4" two-hole on 3/4" spacing; Black color code	EA	0.11
1576-2HLB-3834	Compression Lug; Tinned copper; Long barrel; 2/0 wire; 3/8" two-hole on 3/4" spacing; Black color code	EA	0.10
1576-2HLB-381	Compression Lug; Tinned copper; Long barrel; 2/0 wire; 3/8" two-hole on 1" spacing; Black color code	EA	0.10
1576-2HLB-12134	Compression Lug; Tinned copper; Long barrel; 2/0 wire; 17/32" two-hole on 1-3/4" spacing; Black color code	EA	0.14
1577-2HLB-1434	Compression Lug; Tinned copper; Long barrel; 3/0 wire; 1/4" two-hole on 3/4" spacing; Orange color code	EA	0.14
1577-2HLB-381	Compression Lug; Tinned copper; Long barrel; 3/0 wire; 3/8" two-hole on 1" spacing; Orange color code	EA	0.13
1577-2HLB-12134	Compression Lug; Tinned copper; Long barrel; 3/0 wire; 1/2" two-hole on 1-3/4" spacing; Orange color code	EA	0.17
1578-2HLB-1458	Compression Lug; Tinned copper; Long barrel; 4/0 wire; 1/4" two-hole on 5/8" spacing; Purple color code	EA	0.14
1578-2HLB-1434	Compression Lug; Tinned copper; Long barrel; 4/0 wire; 1/4" two-hole on 3/4" spacing; Purple color code	EA	0.14
1578-2HLB-3834	Compression Lug; Tinned copper; Long barrel; 4/0 wire; 3/8" two-hole on 3/4" spacing; Purple color code	EA	0.15
1578-2HLB-381	Compression Lug; Tinned copper; Long barrel; 4/0 wire; 3/8" two-hole on 1" spacing; Purple color code	EA	0.15
1578-2HLB-12134	Compression Lug; Tinned copper; Long barrel; 4/0 wire; 17/32" two-hole on 1-3/4" spacing; Purple color code	EA	0.19
1583-2HLB-381	Compression Lug; Tinned copper; Long barrel; 250 MCM wire; 3/8" two-hole on 1" spacing; Yellow color code	EA	0.17
1583-2HLB-12134	Compression Lug; Tinned copper; Long barrel; 250 MCM wire; 1/2" two-hole on 1-3/4" spacing; Yellow color code	EA	0.23
1584-2HLB-381	Compression Lug; Tinned copper; Long barrel; 350 MCM wire; 3/8" two-hole on 1" spacing; Red color code	EA	0.30
1584-2HLB-12134	Compression Lug; Tinned copper; Long barrel; 350 MCM wire; 1/2" two-hole on 1-3/4" spacing; Red color code	EA	0.30
1589-2HLB-12134	Compression Lug; Tinned copper; Long barrel; 400 MCM wire; 1/2" two-hole on 1-3/4" spacing; Blue color code	EA	0.46
1585-2HLB-12134	Compression Lug; Tinned copper; Long barrel; 500 MCM wire; 1/2" two-hole on 1-3/4" spacing; Brown color code	EA	0.63
1585-2HLB-381	Compression Lug; Tinned copper; Long barrel; 500 MCM wire; 3/8" two-hole on 1" spacing; Brown color code	EA	0.63
1592-2HLB-381	Compression Lug; Tinned copper; Long barrel; 600 MCM wire; 3/8" two-hole on 1" spacing; Green color code	EA	N/A
1581-2HLB-12134	Compression Lug; Tinned copper; Long barrel; 750 MCM wire; 17/32" two-hole on 1-3/4" spacing; Black color code	EA	1.02

## Two Hole Long Barrel Compression with Inspection Window (GC-TCCLUG-01a)

allG offer Two-Hole Long Barrel Compression Lugs with Inspection Windows to visually assure full conductor insertion. The lugs maximize the number of crimps and provides premium wire pull-out strength and electrical performance. The color-coded barrels are marked with specified die index numbers for proper crimp die selection. The enclosed barrel prevents corrosive material from entering barrel when used in harsh environments. allG manufactured compression lugs meet or exceed UL 467 standards.



Two-Hole Long Barrel Lugs with Inspection Windows


Item #	Description	Unit	Wt (lb)
1591-2HLBIW-1458	Compression Lug; Tinned copper; Long barrel; #14-#10 stranded or #12-#10 solid wire; 1/4" Two-hole on 5/8" center; Inspection window; No color code	EA	0.02
1591-2HLBIW-141	Compression Lug; Tinned copper; Long barrel; #14-#10 stranded or #12-#10 solid wire; 1/4" Two-hole on 1" center; Inspection window; No color code	EA	0.02
1590-2HLBIW-1458	Compression Lug; Tinned copper; Long barrel; #8 stranded wire; 1/4" two-hole on 5/8" center; Inspection window; Red color code	EA	0.02
1590-2HLBIW-141	Compression Lug; Tinned copper; #8 stranded wire; 1/4" two-hole on 1" center; Red color code	EA	0.02
1579-2HLBIW-381	Compression Lug; Tinned copper; Long barrel; #6 Wire; 3/8" two-hole on 1" spacing; Inspection window; Blue color code	EA	0.03
1579-2HLBIW-1458	Compression Lug; Tinned copper; Long barrel; #6 Wire; 1/4" two-hole on 5/8" spacing; Inspection window; Blue color code	EA	0.03
1579-2HLBIW-1434	Compression Lug; Tinned copper; Long barrel; #6 Wire; 1/4" two-hole on 3/4" spacing; Inspection window; Blue color code	EA	0.04
1579-2HLBIW-141	Compression Lug; Tinned copper; Long barrel; #6 Wire; 1/4" Two-hole on 1" center; Inspection window; Blue color code	EA	0.04
1579-2HLBIW-5161	Compression Lug; Tinned copper; Long barrel; #6 wire; 5/16" two-hole on 1" spacing; Inspection window; Blue color code	EA	0.04
1579-2HLBIW-51634	Compression Lug; Tinned copper; Long barrel; #6 wire; 5/16" two-hole on 3/4" spacing; Inspection window; Blue color code	EA	0.04
1579-2HLBIW-12134	Compression Lug; Tinned copper; Long barrel; #6 Wire; 1/2" Two-hole on 1-3/4" spacing; Inspection window; Blue color code	EA	0.04
1579-2HLBIW-3834	Compression Lug; Long barrel; Tinned copper; #6 Wire; 3/8" Two holes on 3/4" center with inspection window; Blue color code	EA	0.04
1587-2HLBIW-381	Compression Lug; Long barrel; Tinned copper; #5 Wire; 3/8" Two holes on 1" center with inspection window; Blue color code	EA	0.03
1582-2HLBIW-1458	Compression Lug; Tinned copper; Long barrel; #2 Solid & #3 stranded; 1/4" Two hole on 5/8" spacing with inspection window; White color code	EA	0.04
1582-2HLBIW-1434	Compression Lug; Tinned copper; Long barrel; #2 Solid & #3 Stranded; 1/4" Two hole on 3/4" spacing with inspection window; White color code	EA	0.04
1582-2HLBIW-3834	Compression Lug; Tinned copper; Long barrel; #2 Solid & #3 Stranded; 3/8" Two-hole on 3/4" spacing; Inspection window; White color code	EA	0.05
1582-2HLBIW-381	Compression Lug; Tinned copper; Long barrel; #2 Solid & #3 Stranded; 3/8" Two-hole on 1" spacing; Inspection window; White color code	EA	0.05
1582-2HLBIW-12134	Compression Lug; Tinned copper; Long barrel; #2 Solid & #3 Stranded; 1/2" Two-hole on 1-3/4" spacing; Inspection window; White color code	EA	0.08
1580-2HLBIW-1458	Compression Lug; Tinned copper; Long barrel; #2 Stranded wire; 1/4" Two-hole on 5/8" spacing; Inspection window; Brown color code	EA	0.06
1580-2HLBIW-1434	Compression Lug; Long barrel; Tinned copper; #2 Stranded; 1/4" Two hole on 3/4" spacing with inspection window; Brown color code	EA	0.06
1580-2HLBIW-141	Compression Lug; Tinned copper; Long barrel; #2 Stranded; 1/4" Two-hole on 1" spacing; Inspection window; Brown color code	EA	0.06
1580-2HLBIW-381	Compression Lug; Tinned copper; Long barrel; #2 Stranded; 3/8" Two-hole on 1" spacing; Inspection window; Brown color code	EA	0.06
1586-2HLBIW-1458	Compression Lug; Tinned copper; Long barrel; #4 wire; 1/4" on 5/8" center spacing with inspection window; Gray color code	EA	0.04
1580-2HLBIW-3834	Compression Lug; Tinned copper; Long barrel; #2 Stranded; 3/8" Two-hole on 3/4" spacing; Inspection window; Brown color code	EA	0.06
1580-2HLBIW-51634	Compression Lug; Tinned copper; Long barrel; #2 Stranded; 5/16" Two-hole on 3/4" spacing; Inspection window; Brown color code	EA	0.06
1580-2HLBIW-5161	Compression Lug; Tinned copper; Long barrel; #2 Stranded; 5/16" Two-hole on 1" spacing; Inspection window; Brown color code	EA	0.06
1586-2HLBIW-1434	Compression Lug; Long barrel; Tinned copper; #4 Wire; 1/4" Two holes on 3/4" center spacing with inspection window; Gray color code	EA	0.04
1586-2HLBIW-381	Compression Lug; Long barrel; Tinned copper; #4 Wire; 3/8" Two holes on 1" center spacing with inspection window; Gray color code	EA	0.05
1580-2HLBIW-12134	Compression Lug; Long barrel; #2 Stranded; 1/2" Two hole on 1-3/4" spacing with inspection window; Brown color code	EA	0.08
1575-2HLBIW-1458	Compression Lug; 1/0 Wire; Long barrel; Tinned copper; 1/4" Two-hole on 5/8" spacing; Inspection window; Pink color code	EA	0.10
1575-2HLBIW-1434	Compression Lug; 1/0 Wire; Long barrel; Tinned copper; 1/4" Two-hole on 3/4" spacing; Inspection window; Pink color code	EA	0.10
1575-2HLBIW-381	Compression Lug; 1/0 Wire; Long barrel; Tinned copper; 3/8" Two-hole on 1" spacing;	EA	0.13

	Inspection window; Pink color code		
1575-2HLBIW-12134	Compression Lug; 1/0 Wire; Long barrel; Tinned copper; 1/2" Two-hole on 1-3/4" spacing; Inspection window; Pink color code	EA	0.12
1575F-2HLBIW-1458-BUR	***CLOSEOUT SALE*** Burndy Compression Lug; 1/0 Flex welding wire; Long barrel; Tinned copper; 1/4" Two-hole on 5/8" spacing; Inspection window; Pink color code	EA	0.12
1575F-2HLBIW-381-BUR	***CLOSEOUT SALE*** Burndy Compression Lug; 1/0 Flex welding wire; Long barrel; Tinned copper; 3/8" Two-hole on 1" center; Inspection window; Pink color code	EA	N/A
1576-2HLBIW-381	Compression Lug; 2/0 Wire; Long barrel; Tinned copper; 3/8" Two-hole on 1" spacing; Inspection window; Black color code	EA	0.10
1576-2HLBIW-12134	Compression Lug; 2/0 Wire; Long barrel; Tinned copper; 1/2" Two-hole on 1-3/4" spacing; Inspection window; Black color code	EA	0.14
1576F-2HLBIW-12134-BUR	Burndy Compression Lug; Tinned copper; Long barrel; 2/0 flex wire; 1/2" two-hole on 1-3/4" spacing; Inspection window	EA	N/A
1576-2HLBIW-1434	Compression Lug; tinned copper; long barrel; 2/0 wire; 1/4" two holes on 3/4" spacing; black color code	EA	0.11
1576-2HLBIW-3834	Compression Lug; 2/0 Wire; Long barrel; Tinned copper; 3/8" Two-hole on 3/4" spacing; Inspection window; Black color code	EA	0.10
1577-2HLBIW-381	Compression Lug; 3/0 Wire; Long barrel; Tinned copper; 3/8" Two-hole on 1" spacing; Inspection window; Orange color code	EA	0.13
1577-2HLBIW-12134	Compression Lug; 3/0 Wire; Long barrel; Tinned copper; 1/2" Two-hole on 1-3/4" spacing; Inspection window; Orange color code	EA	0.17
1578-2HLBIW-3834	Compression Lug; Long barrel; Tinned copper; 4/0 Wire; 3/8" Two holes on 3/4" spacing with inspection window; Purple color code	EA	0.15
1578-2HLBIW-381	Compression Lug; Long barrel; Tinned copper; 4/0 Wire; 3/8" Two holes on 1" spacing with inspection window; Purple color code	EA	0.15
1578-2HLBIW-12134	Compression Lug; Long barrel; Tinned copper; 4/0 Wire; 1/2" Two holes on 1-3/4" spacing with inspection window; Purple color code	EA	0.19
1578-2HLBIW-1434	Compression Lug; tinned copper; long barrel; 4/0 wire; 1/4" two holes on 3/4" spacing with inspection window; purple color code	EA	0.14
1583-2HLBIW-381	Compression Lug; Long barrel; Tinned copper; 250 MCM Wire; 3/8" Two holes on 1" spacing with inspection window; Yellow color code	EA	0.17
1583-2HLBIW-12134	Compression Lug; Long barrel; Tinned copper; 250 MCM Wire; 1/2" Two holes on 1-3/4" spacing with inspection window; Yellow color code	EA	0.23
1585-2HLBIW-12134	Compression Lug; Long barrel; 500 MCM wire; 1/2" Two hole on 1-3/4" spacing with inspection window; Brown color code	EA	0.62
1592-2HLBIW-12134	***CLOSEOUT SALE*** Compression Lug; Long barrel; 600 MCM wire; 1/2" Two hole on 1-3/4" spacing with inspection window; Green color code	EA	0.92
1581-2HLBIW-381	Compression Lug; Long barrel; 750 MCM wire; 3/8" Two hole on 1" spacing with inspection window; Black color code	EA	0.90
1581-2HLBIW-12134	Compression Lug; Tinned copper; Long barrel; 750 MCM wire; 1/2" two-hole on 1-3/4" spacing; Inspection window; Black color code	EA	N/A

## Two Hole Long Barrel Slotted Compression (GC-TCCLUG-06a)

allG offers Two Hole Long Barrel Slotted Compression Lugs that maximize the number of crimps and provides premium wire pull-out strength and electrical performance. The color-coded barrels are marked with specified die index numbers for proper crimp die selection. allG offers most of these lugs with an added bonus, an Inspection Window! allG manufactured compression lugs meet or exceed UL 467 standards.

Item #	Description	Unit	Wt (lb)
1579-2HLB-716SLOT	Universal Compression Lug; Tinned copper; Long barrel; #6 wire; Slotted to fit 3/8" hardware on 3/4", 13/16" & 1" spacing; Blue color code	EA	0.03
1579-2HLBIW-716SLOT	Universal Compression Lug; Tinned copper; Long barrel; #6 wire; Slotted to fit 3/8" hardware on 3/4", 13/16" & 1" spacing; Inspection window; Blue color code	EA	0.03
1587-2HLB-716SLOT	Universal Compression Lug; Tinned copper; Long barrel; #5 wire; Slotted to fit 3/8" hardware on 3/4", 13/16", & 1" spacing; Blue color code	EA	0.03
1580-2HLB-716SLOT	Universal Compression Lug; Tinned copper; Long barrel; #2 stranded wire; Slotted to fit 3/8" hardware on 3/4", 13/16" & 1" spacing; Brown color code	EA	0.06
1580-2HLBIW-716SLOT	Universal Compression Lug; Tinned copper; Long barrel; #2 stranded wire; Slotted to fit 3/8" hardware on 3/4", 13/16" & 1" spacing; Inspection window; Brown color code	EA	0.06
1582-2HLB-716SLOT	Universal Compression Lug; Tinned copper; Long barrel; #2 solid or #3 stranded; Slotted to fit 3/8" hardware on 3/4", 13/16", & 1" spacing; White color code	EA	0.05
1582-2HLBIW-716SLOT	Universal Compression Lug; Tinned copper; Long barrel; #2 solid or #3 stranded; Slotted to fit 3/8" hardware on 3/4", 13/16" & 1" spacing; Inspection window; White color code	EA	0.05



1579-2HLB-716SLOT

## 90 Degree Bend (GC-TCCLUG-90)

allG offers Compression Lugs featuring a 90 Degree Bend. These lugs maximize the number of crimps and provides premium wire pull-out strength and electrical performance. allG manufactured compression lugs meet or exceed UL 467 standards.

Item #	Description	Unit	Wt (lb)
1579-1HLBIW-14-90	Compression Lug; Tinned copper; Long barrel; #6 wire; 1/4" one-hole; Inspection window; 90 degree bend; Blue color code	EA	0.02
1580-1HLB-38-90	Compression Lug; Tinned copper; Long barrel; #2 stranded wire; 3/8" one-hole; 90 degree bend; Brown color code	EA	0.05
1580-1HLBIW-38-90	Compression Lug; Tinned copper; Long barrel; #2 stranded wire; 3/8" one-hole; Inspection window; 90 degree bend; Brown color code	EA	0.05
1577-1HLB-38-90	Compression Lug; Tinned copper; Long barrel; 3/0 Wire; 3/8" one-hole; 90 degree bend; Orange color code	EA	0.09
1590-2HSBIW-1458-90	Compression Lug; Tinned copper; Standard barrel; #8 stranded wire; 1/4" two-hole on 5/8" spacing; Inspection window; 90 degree bend; Red color code	EA	0.02
1579-2HLB-1458-90	Compression Lug; Tinned copper; Long barrel; #6 wire; 1/4" two-hole on 5/8" spacing; 90-degree bend; Blue color code	EA	0.03
1579-2HLBIW-1458-90	Compression Lug; Tinned copper; Long barrel; #6 wire; 1/4" two-hole on 5/8" spacing; Inspection window; 90 degree bend; Blue color code	EA	0.03
1579-2HLBIW-141-90	Compression Lug; Tinned copper; Long barrel; #6 wire; 1/4" two-hole on 1" spacing; Inspection window; 90 degree bend; Blue color code	EA	0.04
1579-2HLB-51634-90	Compression Lug; Tinned copper; Long barrel; #6 wire; 5/16" two-hole on 3/4" spacing; 90-degree bend; Blue color code	EA	0.04
1579-2HLBIW-381-90	Compression Lug; Tinned copper; Long barrel; #6 wire; 3/8" two-hole on 1" spacing; Inspection window; 90 degree bend; Blue color code	EA	0.03
1580-2HLB-1458-90	Compression Lug; Tinned copper; Long barrel; #2 wire; 1/4" two-hole on 5/8" spacing; 90-degree bend; Brown color code	EA	0.06
1580-2HLBIW-1458-90	Compression Lug; Tinned copper; Long barrel; #2 stranded wire; 1/4" two-hole on 5/8" spacing; Inspection window; 90 degree bend; Brown color code	EA	0.06
1580-2HLBIW-381-90	Compression Lug; Tinned copper; Long barrel; #2 stranded wire; 3/8" two-hole on 1" spacing; Inspection window; 90 degree bend; Brown color code	EA	0.06



Item #1579-1HLBIW-14-90

## Splices - Tinned Copper Long Barrel Compression (GC-TCCLUG-05)

allG offers Long Barrel Compression Splices in a variety of wire size/make up compilations and are tin-plated to stop corrosion before it starts. These electrical splice connectors are made of seamless copper tubing for maximum current flow, and feature a wire stop to ensure proper cable insertion. allG manufactured compression lugs meet or exceed UL 467 standards.

Item #	Description	Unit	Wt (lb)
1570-8	Compression Splice; tinned copper; Long barrel; #8 stranded wire to #8 stranded wire; red color code	EA	0.02
1570-6	Compression Splice; Tinned copper; Standard barrel; #6 stranded wire to #6 stranded wire; Blue color code	EA	0.10
1570-5	Compression Splice; tinned copper; Standard barrel; #5 stranded wire to #5 stranded wire; blue color code	EA	0.03
1570-4	Compression Splice; Tinned copper; Standard barrel; #4 stranded wire to #4 stranded wire; Gray color code	EA	0.03
1570-3	Compression Splice; Tinned copper; Standard barrel; #2 solid to #3 stranded wire; white color code	EA	0.05
1570-2	Compression Splice; Tinned copper; Standard barrel; #2 stranded wire to #2 stranded wire; Brown color code	EA	0.10
1570-1/0	Compression Splice; Tinned copper; Standard barrel; 1/0 stranded wire to 1/0 stranded wire; Pink color code	EA	0.08
1570-2/0	Compression Splice; Tinned copper; Standard barrel; 2/0 stranded wire to 2/0 stranded wire; Black color code	EA	0.09
1570-3/0	Compression Splice; tinned copper; Standard barrel; 3/0 stranded wire to 3/0 stranded wire; orange color code	EA	0.10
1570-4/0	Compression Splice; Tinned copper; Standard barrel; 4/0 stranded wire to 4/0 stranded wire; Purple color code	EA	0.10
1570-250	Compression Splice; Tinned copper; Standard barrel; 250 MCM stranded wire to 250 MCM stranded wire; Yellow color code	EA	0.12



Item #1570-6

## Lug Spacers (GC-TCCLUG-SPACERS)

allG offers Lug Spacers for grounding coax. These spacers are ideal for use where theft can easily occur. With multiple installation options, they are perfect for your grounding needs. Used in conjunction with allG Part #'s: 4310-36, 4620, 4724, 4720 (all sold seperately). allG manufactured compression lugs meet or exceed UL 467 standards.

Item #	Description	Unit	Wt (lb)
1598G-121	Lug Spacer; Galvanized; 3/8" thick; (2) 1/2" holes; 1" hole spacing	EA	0.14
1598-L-112	L Bracket; Stainless steel; 1/8" x 2" x 1-1/2" x 1-1/2"; (3) 7/16" holes; Used for mounting lug spacer all thread to wall	EA	0.20
1598SS-7161	Lug Washer; 16 ga stainless steel; (2) 7/16" holes; 1" hole spacing; 1-3/16" x 11/16"	EA	0.01



Item #1598G-121



Item #1598SS-7161

## Compression Lug Hardware Kit (GC-TCCLUG-HWKIT)

allG offers a Lug Hardware Kit that includes 3/8" stainless steel hex bolts & nuts, washers, and lockwashers in a convenient pack.

Item #	Description	Unit	Wt (lb)
LUG-HWKIT-3812	Lug Hardware Kit; Includes (2) 3/8" stainless hex nuts, (2) 3/8"-16 x 1-1/4" stainless hex cap bolts, (4) 3/8" x 7/8" OD stainless washers, & (2) 3/8" stainless lockwashers	EA	0.17

## Stranded Bare - Soft Drawn Copper (EC-CONDTR-BARE-STR)

allG offers Bare Stranded Soft Annealed Copper Wire that is ideal for grounding electrical systems & equipment, or transmission and distribution in electrical networks.

Item #	Description	Unit	Wt (lb)
2803	Ground Conductor; Bare copper; #8; 7-strand; Random lengths	FT	0.05
2803-500	Ground Conductor; Bare copper; #8; 7-strand; Sold on 500' spools	FT	0.05
2807	Ground Conductor; Bare copper; #6; 7-strand	FT	0.08
2807-250	Ground Conductor; Bare copper; #6; 7-strand; Sold on 250' spool	FT	0.08
2807-500	Ground Conductor; Bare copper; #6; 7-strand; Sold on 500' spool	FT	0.08
2825	Ground Conductor; Bare copper; #4; 7-strand	FT	0.13
2825-250	Ground Conductor; Bare copper; #4; 7-strand; Sold on 250' spools	FT	0.13
2825-500	Ground Conductor; Bare copper; #4; 7-strand; Sold on 500' spools	FT	0.13
2833	Ground Conductor; Bare Copper; 7-strand; #2	FT	0.21
2833-250	Ground Conductor; Bare copper; 7-strand; #2; Sold on 250' spools	FT	0.21
2833-500	Ground Conductor; Bare copper; #2; 7-strand; Sold on 500' spools	FT	0.21
2833-19-125	Ground Conductor; Bare copper; #2; 19-strand; Approximate diameter 0.292 inches; Sold on 125' spool	FT	0.21
2833-19-500	Ground Conductor; Bare copper; #2; 19-strand; Approximate diameter 0.292 inches; Sold on 500' spools	FT	0.21
2841	Ground Conductor; Bare copper; 7-strand; #1	FT	0.26
2851	Ground Conductor; Bare copper; 1/0; 19-strand; Approximate diameter 0.373 inches	FT	0.33
2851-7	Ground Conductor; Bare copper; 1/0; 7-strand; Random lengths	FT	0.33
2851-7-500	Ground Conductor; Bare copper; 1/0; 7-strand; Sold on 500' spool	FT	N/A
2851-250	Ground Conductor; Bare copper; 1/0; 19-strand; Approximate diameter 0.373 inches; Sold on 250' spools	FT	0.33
2851-500	Ground Conductor; Bare copper; 1/0; 19-strand; Approximate diameter 0.373 inches; Sold on 500' spools	FT	0.33
2862	Ground Conductor; Bare copper; 2/0; 19-strand; Approximate diameter 0.419 inches	FT	0.41
2862-7	Ground Conductor; Bare copper; 2/0; 7-strand	FT	0.41
2862-7T	2/0 (7) Strand Tinned Bare Copper Ground Conductor	FT	0.41
2862-125	Ground Conductor; Bare copper; 2/0; 19-strand; Approximate diameter 0.419 inches; Sold on 125' spools	FT	0.41
2862-250	Ground Conductor; Bare copper; 2/0; 19-strand; Approximate diameter 0.419 inches; Sold on 250' spools	FT	0.41
2862-500	Ground Conductor; Bare copper; 2/0; 19-strand; Approximate diameter 0.419 inches; Sold on 500' spools	FT	0.42
2869	Ground Conductor; Bare copper; 3/0; 19-strand; Approximate diameter 0.470	FT	0.52
2869-125	Ground Conductor; Bare copper; 3/0; 19-strand; Approximate diameter 0.470; Sold on 125' spools	FT	0.52
2869-250	Ground Conductor; Bare copper; 3/0; 19-strand; Approximate diameter 0.470; Sold on 250' spools	FT	0.52
2869-500	Ground Conductor; Bare copper; 3/0; 19-strand; Approximate diameter 0.470; Sold on 500' spools	FT	0.52
2869T-500	Ground Conductor; Tinned copper; 3/0; 19-strand; Sold on 500' spools	FT	0.52
2874	Ground Conductor; Bare copper; 4/0; 19-strand; Approximate diameter 0.528	FT	0.65
2874-7	4/0 (7) Strand Bare Copper Conductor	FT	0.65
2874-125	Ground Conductor; Bare copper; 4/0; 19-strand; Approximate diameter 0.528; Sold on 125' spools	FT	0.66
2874-250	Ground Conductor; Bare copper; 4/0; 19-strand; Approximate diameter 0.528; Sold on 250' spools	FT	0.65
2874-500	Ground Conductor; Bare copper; 4/0; 19-strand; Approximate diameter 0.528; Sold on 500' spools	FT	0.66
2874-7-250	Ground Conductor; Bare Copper; 4/0; 7-strand on 250' Spool	FT	0.65
2885	Ground Conductor; Bare copper; 19-strand; 250 MCM on random lengths	FT	0.77
2885-250	Ground Conductor; Bare copper; 250 MCM; 19-strand; Sold on 250' spools	FT	0.77
2890-250	Ground Conductor; Bare copper; 37-strand; 350 MCM on 250' spool	FT	1.08
2892	Ground Conductor; Bare copper; 37-strand; 400 MCM	FT	1.24
2895	Ground Conductor; Bare copper; 500 MCM; 37-strand	FT	1.56
2895-250	Ground Conductor; Bare copper; 500 MCM; 37-strand; Sold on 250' spool	FT	1.54
2895-500	Ground Conductor; Bare copper; 500 MCM; 37-strand; Sold on 500' spool	FT	1.54
2896	Ground Conductor; Bare copper; 61-strand; 600 MCM	FT	1.85
2899	Ground Conductor; Bare copper; 61-strand; 750 MCM	FT	2.32

**Solid Bare - Soft Drawn Copper** (EC-CONDTR-BARE-SOL)

allG offers Bare Solid Annealed Copper Wire which is primarily designed for the interconnection of telephone equipment. It can also be used for interconnection of other communication and control equipment or low level signaling applications.

Item #	Description	Unit	Wt (lb)
2814	Ground Conductor; Bare copper; #14 solid	FT	0.02
2801	Ground Conductor; Bare copper; Solid; #10 on 1000' spools	FT	0.03
2801-19STD	Ground Conductor; Bare copper; #10; 19-strand on 1000' spools	EA	0.03
2802	Ground Conductor; Bare copper; Solid; #8; Approximate diameter 0.129; Random lengths	FT	0.05
2802-500	Ground Conductor; Bare copper; Solid; #8; Approximate diameter 0.129; Sold on 500' spools	FT	0.05
2806	Ground Conductor; Bare copper; #6; Solid; Random lengths	FT	0.08
2806-315	Ground Conductor; Bare copper; #6 solid; Sold on 315' spools	FT	0.08
2806-1000	#6 Solid Bare Copper Wire on 1000' Master Spool	FT	0.08
2824	Ground Conductor; bare copper; solid; #4	FT	0.13
2824-500	Ground Conductor; Bare copper; #4 solid; Sold on 500' spool	FT	0.13
2832	Ground Conductor; bare copper; solid; #2	FT	0.20
2832-250	Ground Conductor; bare copper; solid; #2 on 250' spools	FT	0.20
2832-500	Ground Conductor; Bare copper; Solid; #2 on 500' spools	FT	0.20

**Stranded Tinned - Soft Drawn Copper** (EC-CONDTR-TIN-STR)

allG offers Tinned Stranded Soft Annealed Copper Wire which offer greater flexibility and is ideal for uninsulated hook-up, jumpers, and grounds in electrical construction.

Item #	Description	Unit	Wt (lb)
2807T	Ground Conductor; Tinned copper; #6; 7-strand	FT	0.08
2807T-250	Ground Conductor; Tinned copper; #6; 7-strand; Sold on 250' spools	FT	0.08
2807T-500	Ground Conductor; Tinned copper; #6; 7-strand; Sold on 500' spools	FT	0.08
2825T	Ground Conductor; Tinned copper; #4; 7-strand	FT	0.13
2825T-250	Ground Conductor; Tinned copper; #4; 7-strand; Sold on 250' spools	FT	0.13
2825T-500	Ground Conductor; Tinned copper; #4; 7-strand; Sold on 500' spools	FT	0.13
2836	Ground Conductor; Tinned copper #2; 7-strand	FT	0.21
2836-125	Ground Conductor; Tinned copper; #2; 7-strand; Sold on 125' spools	FT	0.21
2836-250	Ground Conductor; Tinned copper; #2; 7-strand; Sold on 250' spools	FT	0.21
2836-500	Ground Conductor; Tinned copper; #2; 7-strand; Sold on 500' spools	FT	0.21
2851T-500	Ground Conductor; Tinned copper; 1/0; 19-strand; Sold on 500' spools	FT	0.33
2863	Ground Conductor; Tinned copper; 2/0; 19-strand; Spooled at random lengths	FT	0.41
2863-125	Ground Conductor; Tinned copper; 2/0; 19-strand; Sold on 125' spools	FT	0.41
2863-250	Ground Conductor; Tinned copper; 2/0; 19-strand; Sold on 250' spools	FT	0.41
2863-500	Ground Conductor; Tinned copper; 2/0; 19-strand; Sold on 500' spools	FT	0.41
2869T	Ground Conductor; Tinned copper; 3/0; 19-strand	FT	0.52
2869T-125	Ground Conductor; Tinned copper; 3/0; 19-strand; Sold on 125' spools	FT	0.52
2869T-250	Ground Conductor; Tinned copper; 3/0; 19-strands; Sold on 250' spools	FT	0.52
2873	Ground Conductor; Tinned copper; 4/0; 19-strand	FT	0.65
2873-125	Ground Conductor; Tinned copper; 4/0; 19-strand; Sold on 125' spools	FT	0.66
2873-250	Ground Conductor; Tinned copper; 4/0; 19-strand; Sold on 250' spools	FT	0.66
2873-500	Ground Conductor; Tinned copper; 4/0; 19-strand; Sold on 500' spools	FT	0.66
2895T-250	Ground Conductor; Tinned copper; 500 MCM; 37-strand; on 250' spool	FT	1.54

**Solid Tinned - Soft Drawn Copper** (EC-CONDTR-TIN-SOL)

allG offers Tinned Solid Soft Annealed Copper Wire which offers greater flexibility and is easily shaped and formed for ease during welding and soldering. It is ideal for grounding in commercial, industrial, residential, and utility applications.

Item #	Description	Unit	Wt (lb)
2808	Ground Conductor; Tinned copper; #6 solid; Spooled to random lengths	FT	0.08
2808-250	Ground Conductor; Tinned copper; #6 solid; Sold on 250' spools	FT	0.08
2808-500	Ground Conductor; Tinned copper; #6 solid; Sold on 500' spools	FT	0.08
2834	Ground Conductor; Tinned copper; #2 solid; Spooled to random lengths	FT	0.20
2834-50	Ground Conductor; Tinned copper; #2 solid; Sold on 50' spools	FT	0.20
2834-125	Ground Conductor; Tinned copper; #2 solid; Sold on 125' spools	FT	0.20
2834-250	Ground Conductor; Tinned copper; #2 solid; Sold on 250' spools	FT	0.20
2834-500	Ground Conductor; Tinned copper; #2 solid; Sold on 500' spools	FT	0.20

## THHN/THWN-2 Insulated Bare - #12 through #2 (EC-CONDTR-01b)

allG offers THHN/THWN-2 Insulated #12 - #2 Ground Wire that is primarily used in conduit and cable trays for services, feeders, and branch circuits in commercial or industrial applications. Type THHN/THWN-2 conductor is suitable for use in dry conditions when temperatures do not exceed 90 Degree C and/or in wet conditions when temperatures do not exceed 75 Degree C.

Item #	Description	Unit	Wt (lb)
2800-THHN-BI-125	Ground Conductor; Copper; #12; 19-strand; THHN/THWN-2 insulated; 600V rated; Black; Sold on 125' spools.	FT	0.05
2800-THHN-BI-500	Ground Conductor; Copper; #12; 19-strand; THHN/THWN-2 insulated; 600V rated; Black; Sold on 500' spools	FT	N/A
2800-THHN-BLI-500	Ground Conductor; Copper; #12; 19-strand; THHN/THWN-2 insulated; 600V rated; Blue; Sold on 500' spools	FT	N/A
2800-THHN-GI-500	Ground Conductor; Copper; #12; 19-strand; THHN/THWN-2 insulated; 600V rated; Green; Sold on 500' spools	FT	N/A
2801-THHN-BI-500	Ground Conductor; Copper; #10; 19-strand; THHN/THWN-2 insulated; 600V rated; Black; Sold on 500' spools	FT	N/A
2801-THHN-GI-500	Ground Conductor; Copper; #10; 19-strand; THHN/THWN-2 insulated; 600V rated; Green; Sold on 500' spools	FT	N/A
2801-THHN-GI-1000	Ground Conductor; Copper; #10; 19-strand; THHN/THWN-2 insulated; 600V rated; Green; Sold on 1000' spools	FT	0.04
2801-THHN-GI	Ground Conductor; Copper; #10; 19-strand; THHN/THWN-2 insulated; 600V rated; Green; Spooled to no standard length	FT	N/A
2801-THHN-RI-500	Ground Conductor; Copper; #10; 19-strand; THHN/THWN-2 insulated; 600V rated; Red; Sold on 500' spools	FT	N/A
2801-THHN-WI-500	Ground Conductor; Copper; #10; 19-strand; THHN/THWN-2 insulated; 600V rated; White; Sold on 500' spools	FT	N/A
2803-THHN-BI-500	Ground Conductor; Copper; #8 stranded; THHN/THWN-2 insulated; 600V rated; Black; Sold on 500' spools	FT	0.07
2803-THHN-BI	Ground Conductor; Copper; #8 stranded; THHN/THWN-2 insulated; 600V rated; Black; Spooled to no standard length	FT	N/A
2803-THHN-GI-500	Ground Conductor; Copper; #8 stranded; THHN/THWN-2 insulated; 600V rated; Green; Sold on 500' spools	FT	0.07
2803-THHN-GI	Ground Conductor; Copper; #8 stranded; THHN/THWN-2 insulated; 600V rated; Green; Spooled to no standard length	FT	N/A
2803-THHN-RI-500	Ground Conductor; Copper; #8 stranded; THHN/THWN-2 insulated; 600V rated; Red; Sold on 500' spools	FT	0.07
2803-THHN-WI-500	Ground Conductor; Copper; #8 stranded; THHN/THWN-2 insulated; 600V rated; White; Sold on 500' spools	FT	0.07
2809-THHN-BI-50	Ground Conductor; Copper; #6; 19-strand; THHN/THWN-2 insulated; Approximate diameter 0.27 inches; 600V rated; Black; Sold on 50' coils	FT	0.10
2809-THHN-BI-125	Ground Conductor; Copper; #6; 19-strand; THHN/THWN-2 insulated; Approximate diameter 0.27 inches; 600V rated; Black; Sold on 125' coils	FT	0.10
2809-THHN-BI-250	Ground Conductor; Copper; #6; 19-strand; THHN/THWN-2 insulated; Approximate diameter 0.27 inches; 600V rated; Black; Sold on 250' spoils	FT	0.10
2809-THHN-BI-500	Ground Conductor; Copper; #6; 19-strand; THHN/THWN-2 insulated; Approximate diameter 0.27 inches; 600V rated; Black; Sold on 500' spools	FT	0.10
2809-THHN-BI	Ground Conductor; Copper; #6; 19-strand; THHN/THWN-2 insulated; Approximate diameter 0.27 inches; 600V rated; Black; Spooled to no standard length	FT	0.10
2809-THHN-GI-50	Ground Conductor; Copper; #6; 19-strand; THHN/THWN-2 insulated; Approximate diameter 0.27 inches; 600V rated; Green; Sold on 50' coils	FT	0.10
2809-THHN-GI-125	Ground Conductor; Copper; #6; 19-strand; THHN/THWN-2 insulated; Approximate diameter 0.27 inches; 600V rated; Green; Sold on 125' coils	FT	0.10
2809-THHN-GI-250	Ground Conductor; Copper; #6; 19-strand; THHN/THWN-2 insulated; Approximate diameter 0.27 inches; 600V rated; Green; Sold on 250' spools	FT	0.10
2809-THHN-GI-500	Ground Conductor; Copper; #6; 19-strand; THHN/THWN-2 insulated; Approximate diameter 0.27 inches; 600V rated; Green; Sold on 500' spools	FT	0.10
2809-THHN-GI	Ground Conductor; Copper; #6; 19-strand; THHN/THWN-2 insulated; Approximate diameter 0.27 inches; 600V rated; Green; Spooled to no standard length	FT	0.10
2809-THHN-RI-50	Ground Conductor; Copper; #6; 19-strand; THHN/THWN-2 insulated; Approximate diameter 0.27 inches; 600V rated; Red; Sold on 50' coils	FT	0.10
2809-THHN-RI-125	Ground Conductor; Copper; #6; 19-strand; THHN/THWN-2 insulated; Approximate diameter 0.27 inches; 600V rated; Red; Sold on 125' coils	FT	0.10
2809-THHN-RI-500	Ground Conductor; Copper; #6; 19-strand; THHN/THWN-2 insulated; Approximate diameter 0.27 inches; 600V rated; Red; Sold on 500' spools	FT	0.10
2809-THHN-WI-500	Ground Conductor; Copper; #6; 19-strand; THHN/THWN-2 insulated; Approximate diameter 0.27 inches; 600V rated; White; Sold on 500' spools	FT	0.10
2826-THHN-BI-250	Ground Conductor; Copper; #4; 19-strand; THHN/THWN-2 insulated; Approximate diameter 0.34 inches; 600V rated; Black; Sold on 250' spools	FT	0.16
2826-THHN-BI-500	Ground Conductor; Copper; #4; 19-strand; THHN/THWN-2 insulated; Approximate diameter 0.34 inches; 600V rated; Black; Sold on 500' spools	FT	0.16



Item# 2809-THHN-BI

2826-THHN-BI	Ground Conductor; Copper; #4; 19-strand; THHN/THWN-2 insulated; Approximate diameter 0.34 inches; 600V rated; Black; Spooled to no standard length	FT	0.18
2826-THHN-GI-250	Ground Conductor; Copper; #4; 19-strand; THHN/THWN-2 insulated; Approximate diameter 0.34 inches; 600V rated; Green; Sold on 250' spools	FT	0.16
2826-THHN-GI-500	Ground Conductor; Copper; #4; 19-strand; THHN/THWN-2 insulated; Approximate diameter 0.34 inches; 600V rated; Green; Sold on 500' spools	FT	0.16
2826-THHN-GI	Ground Conductor; Copper; #4; 19-strand; THHN/THWN-2 insulated; Approximate diameter 0.34 inches; 600V rated; Green; Spooled to no standard length	FT	0.16
2826-THHN-RI-500	Ground Conductor; Copper; #4; 19-strand; THHN/THWN-2 insulated; Approximate diameter 0.34 inches; 600V rated; Red; Sold on 500' spools	FT	0.18
2835-THHN-BI-50	Ground Conductor; Copper; #2; 19-strand; THHN/THWN-2 insulated; Approximate diameter 0.40 inches; 600V rated; Black; Sold on 50' coil	FT	0.24
2835-THHN-BI-250	Ground Conductor; Copper; #2; 19-strand; THHN/THWN-2 insulated; Approximate diameter 0.40 inches; 600V rated; Black; Sold on 250' spools	FT	0.24
2835-THHN-BI-500	Ground Conductor; Copper; #2; 19-strand; THHN/THWN-2 insulated; Approximate diameter 0.40 inches; 600V rated; Black; Sold on 500' spools	FT	0.24
2835-THHN-BI	Ground Conductor; Copper; #2; 19-strand; THHN/THWN-2 insulated; Approximate diameter 0.40 inches; 600V rated; Black; Spooled to no standard length	FT	0.24
2835-THHN-BLI-500	Ground Conductor; Copper; #2; 19-strand; THHN/THWN-2 insulated; Approximate diameter 0.40 inches; 600V rated; Blue; Sold on 500' spools	FT	0.24
2835-THHN-BLI	Ground Conductor; Copper; #2; 19-strand; THHN/THWN-2 insulated; Approximate diameter 0.40 inches; 600V rated; Blue; Spooled to no standard length	FT	0.24
2835-THHN-GI-50	Ground Conductor; Copper; #2; 19-strand; THHN/THWN-2 insulated; Approximate diameter 0.40 inches; 600V rated; Green; Sold on 50' coil	FT	0.24
2835-THHN-GI-125	Ground Conductor; Copper; #2; 19-strand; THHN/THWN-2 insulated; Approximate diameter 0.40 inches; 600V rated; Green; Sold on 125' spools	FT	0.24
2835-THHN-GI-250	Ground Conductor; Copper; #2; 19-strand; THHN/THWN-2 insulated; Approximate diameter 0.40 inches; 600V rated; Green; Sold on 250' spools	FT	0.24
2835-THHN-GI-500	Ground Conductor; Copper; #2; 19-strand; THHN/THWN-2 insulated; Approximate diameter 0.40 inches; 600V rated; Green; Sold on 500' spools	FT	0.24
2835-THHN-GI	Ground Conductor; Copper; #2; 19-strand; THHN/THWN-2 insulated; Approximate diameter 0.40 inches; 600V rated; Green; Spooled to no standard length	FT	0.24
2835-THHN-RI-50	Ground Conductor; Copper; #2; 19-strand; THHN/THWN-2 insulated; Approximate diameter 0.40 inches; 600V rated; Red; Sold on 50' coil	FT	0.24
2835-THHN-RI-500	Ground Conductor; Copper; #2; 19-strand; THHN/THWN-2 insulated; Approximate diameter 0.40 inches; 600V rated; Red; Sold on 500' spool	FT	0.24
2835-THHN-WI-500	Ground Conductor; Copper; #2; 19-strand; THHN/THWN-2 insulated; Approximate diameter 0.40 inches; 600V rated; White; Sold on 500' spool	FT	0.24

## XHHW Insulated Bare - #6 through #2 (EC-CONDTR-XHHWIB6-2)

Item #	Description	Unit	Wt (lb)
2809-XHHW-2-GI	Ground Conductor; Copper; #6 stranded; XHHW-2 insulated; Green; Spooled to no standard length	FT	0.10
2809-XHHW-2-BI	Ground Conductor; Copper; #6; XHHW-2 insulated; Black; Spooled to no standard length	FT	0.10
2809-XHHW-2-RI	Ground Conductor; Copper; #6; XHHW-2 insulated; Red; Spooled to no standard length	FT	N/A
2835-XHHW-2-GI	Ground Conductor; Copper; #2 stranded; XHHW-2 insulated; Green	FT	0.23

## THHN/THWN-2 Insulated Bare - 1/0 through 750 MCM (EC-CONDTR-01d)

allG offers THHN/THWN-2 Insulated 1/0 - 750 MCM Ground Wire that is primarily used in conduit and cable trays for services, feeders, and branch circuits in commercial or industrial applications. Type THHN/THWN-2 conductor is suitable for use in dry conditions when temperatures do not exceed 90 Degree C and/or in wet conditions when temperatures do not exceed 75 Degree C.

Item #	Description	Unit	Wt (lb)
2855-THHN-BI	Ground Conductor; Copper; 1/0; 19-strand; THHN/THWN-2 insulated; 600V rated; Black; Spooled to no special length	FT	0.38
2855-THHN-BLI	Ground Conductor; Copper; 1/0; 19-strand; THHN/THWN-2 insulated; 600V rated; Blue; Spooled to no standard length	FT	0.38
2855-THHN-BLI-500	Ground Conductor; Copper; 1/0; 19-strand; THHN/THWN-2 insulated; 600V rated; Blue; Sold on 500' spool	FT	0.38
2855-THHN-GI	Ground Conductor; Copper; 1/0; 19-strand; THHN/THWN-2 insulated; 600V rated; Green; Spooled to no standard length	FT	0.38
2855-THHN-GI-250	Ground Conductor; Copper; 1/0; 19-strand; THHN/THWN-2 insulated; 600V rated; Green; Sold on 250' spool	FT	0.38
2855-THHN-GI-500	Ground Conductor; Copper; 1/0; 19-strand; THHN/THWN-2 insulated; 600V rated; Green; Sold on 500' spool	FT	0.38
2855-THHN-RI	Ground Conductor; Copper; 1/0; 19-strand; THHN/THWN-2 insulated; 600V rated; Red; Spooled to no standard length	FT	0.38
2855-THHN-RI-500	Ground Conductor; Copper; 1/0; 19-strand; THHN/THWN-2 insulated; 600V rated; Red; Sold on 500' spool	FT	0.38
2865-THHN-GI	Ground Conductor; Copper; 2/0; 19-strand; THHN/THWN-2 insulated; 600V rated; Green; Spooled to no standard length	FT	0.47
2865-THHN-GI-50	Ground Conductor; Copper; 2/0; 19-strand; THHN/THWN-2 insulated; 600V rated; Green; Sold on 50' spool	FT	0.47
2865-THHN-GI-125	Ground Conductor; Copper; 2/0; 19-strand; THHN/THWN-2 insulated; 600V rated; Green; Sold on 125' spool	FT	0.47
2865-THHN-GI-250	Ground Conductor; Copper; 2/0; 19-strand; THHN/THWN-2 insulated; 600V rated; Green; Sold on 250' spool	FT	0.47
2865-THHN-GI-500	Ground Conductor; Copper; 2/0; 19-strand; THHN/THWN-2 insulated; 600V rated; Green; Sold on 500' spool	FT	0.47
2865-THHN-BI	Ground Conductor; Copper; 2/0; 19-strand; THHN/THWN-2; 600V rated; Black; Spooled to no standard length	FT	0.47
2865-THHN-BI-500	Ground Conductor; Copper; 2/0; 19-strand; THHN/THWN-2 insulated; 600V rated; Black; Sold on 500' spool	FT	0.47
2865-MTW-BI	Ground Conductor; Copper; 2/0; MTW insulated; 1330-strands; Black; Meets UL 1284; Spooled to random lengths	FT	N/A
2870-THHN-BI	Ground Conductor; Copper; 3/0; 19-strand; THHN/THWN-2 insulated; 600V rated; Black; Spooled to random lengths	FT	0.57
2870-THHN-BI-500	Ground Conductor; Copper; 3/0; 19-strand; THHN/THWN-2 insulated; 600V rated; Black; Sold on 500' spools	FT	0.57
2870-THHN-GI	Ground Conductor; Copper; 3/0; 19-strand; THHN/THWN-2 insulated; 600V rated; Green; Spooled to no standard length	FT	0.58
2870-THHN-GI-250	Ground Conductor; Copper; 3/0; 19-strand; THHN/THWN-2 insulated; 600V rated; Green; Sold on 250' spool	FT	0.58
2870-THHN-GI-500	Ground Conductor; Copper; 3/0; 19-strand; THHN/THWN-2 insulated; 600V rated; Green; Sold on 500' spool	FT	0.58
2870-USE-2-GI	Ground Conductor; Copper; 3/0; USE-2 insulated; Green; Random lengths Rated for RHH/RHW-2 or USE-2	FT	N/A
2875-THHN-BI	Ground Conductor; Copper; 4/0; 19-strand; THHN/THWN-2 insulated; 600V rated; Black; Spooled to no standard length	FT	0.73
2875-THHN-GI	Ground Conductor; copper; 4/0; 19-strand; THHN/THWN-2 insulated; 600V rated; Green; Spooled to no standard length	FT	0.73
2875-THHN-GI-50	Ground Conductor; Copper; 4/0; 19-strand; THHN/THWN-2 insulated; 600V rated; Green; Sold on 50' spool	FT	0.73
2875-THHN-GI-125	Ground Conductor; Copper; 4/0; 19-strand; THHN/THWN-2 insulated; 600V rated; Green; Sold on 125' spool	FT	0.73
2875-THHN-GI-250	Ground Conductor; Copper; 4/0; 19-strand; THHN/THWN-2 insulated; 600V rated; Green; Sold on 250' spool	FT	0.73
2875-THHN-GI-500	Ground Conductor; Copper; 4/0; 19-strand; THHN/THWN-2 insulated; 600V rated; Green; Sold on 500' spool	FT	0.73
2875-MTW-BI	Ground Conductor; Copper; 4/0; MTW insulated; 2109-strands; Black; Meets UL 1284; Spooled to random lengths	FT	N/A
2887-THHN-BI	Ground Conductor; Copper; 250 MCM; 37-strand; THHN/THWN-2 insulated; 600V rated; Black; Spooled to no standard length	FT	0.89
2887-THHN-GI	Ground Conductor; Copper; 250 MCM; 37-strand; THHN/THWN-2 insulated; 600V rated; Green; Spooled to no standard length	FT	0.89
2887-THHN-GI-500	Ground Conductor; Copper; 250 MCM; 37-strand; THHN/THWN-2 insulated; 600V rated; Green; 500' spool	FT	0.89



Stranded Green THHN/THWN-2 Insulated Copper Wire

2890-THHN-BI	Ground Conductor; Copper; 350 MCM; 37-strand; THHN/THWN-2 insulated; 600V rated; Black; Spooled to no standard length	FT	1.24
2890-THHN-GI	Ground Conductor; Copper; 350 MCM; THHN/THWN-2 insulated; 37-strands; 600V rated; Green; Spooled to no standard length	FT	1.24
2896-THHN-GI	Ground Conductor; Copper; 600 MCM; THHN/THWN-2 insulated; 37-strand; 600V rated; Green; Spooled to no standard length	FT	2.02
2898-THHN-BI	Ground Conductor; Copper; 500 MCM; 37-strands; THHN/THWN-2 insulated; 600V rated; Black; Spooled to no standard length	FT	1.68
2898-THHN-GI	Ground Conductor; Copper; 500 MCM; 37-strand; THHN/THWN-2 insulated; 600V rated; Green; Spooled to no standard length	FT	1.68
2898-THHN-GI-250	Ground Conductor; Copper; 500 MCM; 37-strand; THHN/THWN-2 insulated; 600V rated; Green; Sold on 250 ft spools	FT	1.68
2898-THHN-GI-500	Ground Conductor; Copper; 500 MCM; 37-strand; THHN/THWN-2 insulated; 600V rated; Green; Sold on 500 ft spools	FT	1.68
2899-THHN-BI	Ground Conductor; Copper; 750 MCM; 61-strand; THHN/THWN-2 insulated; 600V rated; Black; Minimum order of 200'; *Call for Pricing*	FT	2.66
2899-THHN-GI-200	Ground Conductor; Copper; 750 MCM; THHN/THWN-2 insulated; 61-strands; 600V rated; Green; Sold on 200' spools; *Call for Pricing*	FT	2.66

### HMWPE Insulated Bare - 1/0 through 750 MCM (EC-CONDTR-HMWPEB1750)

Item #	Description	Unit	Wt (lb)
2870-HMWPE	Ground Conductor; Copper; 3/0; 7-strand; HMWPE insulated	FT	N/A

### XHHW Insulated Bare - 1/0 through 750 MCM (EC-CONDTR-XHHWB1-750)

Item #	Description	Unit	Wt (lb)
2865-XHHW-2-GI	Ground Conductor; Copper; 2/0; 19-strand; XHHW-2 insulated; Green; Spooled to no standard length	FT	0.45

### THHN/THWN-2 Insulated Bare with Colored Tracer (EC-CONDTR-01e)

allG offers Stranded Copper Green THHN/THWN-2 Insulated Wire with either an Orange, Red, or Yellow Tracer. This wire is used to conductively locate buried utility lines for the gas, water, sewer, telecommunication, and electrical markets. Type THHN/THWN-2 conductor is suitable for use in dry conditions when temperatures do not exceed 90 Degree C and/or in wet conditions when temperatures do not exceed 75 Degree C.

Item #	Description	Unit	Wt (lb)
2809-THHN-GI-O	Ground Conductor; Copper; #6; 19-strand; THHN/THWN-2 insulated; Approximate diameter 0.27 inches; 600V rated; Green with orange tracer	FT	0.11
2809-THHN-GI-R	Ground Conductor; Copper; #6; 19-strand; THHN/THWN-2 insulated; Approximate diameter 0.27 inches; 600V rated; Green with red tracer	FT	0.11
2809-THHN-GI-Y	Ground Conductor; Copper; #6; 19-strand; THHN/THWN-2 insulated; Approximate diameter 0.27 inches; 600V rated; Green with yellow tracer	FT	0.11
2826-THHN-GI-O	Ground Conductor; Copper; #4; 19-strand; THHN/THWN-2 insulated; Approximate diameter 0.34 inches; 600V rated; Green with orange tracer	FT	0.16
2826-THHN-GI-R	Ground Conductor; Copper; #4; 19-strand; THHN/THWN-2 insulated; Approximate diameter 0.34 inches; 600V rated; Green with red tracer	FT	0.16
2826-THHN-GI-Y	Ground Conductor; Copper; #4; 19-strand; THHN/THWN-2 insulated; Approximate diameter 0.34 inches; 600V rated; Green with yellow tracer	FT	0.16
2835-THHN-GI-O	Ground Conductor; Copper; #2; 19-strand; THHN/THWN-2 insulated; Approximate diameter 0.40 inches; 600V rated; Green with orange tracer	FT	0.24
2835-THHN-GI-R	Ground Conductor; Copper; #2; 19-strand; THHN/THWN-2 insulated; Approximate diameter 0.40 inches; 600V rated; Green with red tracer	FT	0.24
2835-THHN-GI-Y	Ground Conductor; Copper; #2; 19-strand; THHN/THWN-2 insulated; Approximate diameter 0.40 inches; 600V rated; Green with yellow tracer	FT	0.24
2865-THHN-GI-O	Ground Conductor; copper; 2/0; 19-strand; THHN/THWN-2 insulated; 600V rated; Green with orange tracer; Spooled to no standard length	FT	0.47
2865-THHN-GI-R	Ground Conductor; copper; 2/0; 19-strand; THHN/THWN-2 insulated; 600V rated; Green with red tracer; Spooled to no standard length	FT	0.47
2865-THHN-GI-Y	Ground Conductor; Copper; 2/0; 19-strand; THHN/THWN-2 insulated; 600V rated; Green with yellow tracer; Spooled to no standard length	FT	0.47
2875-THHN-GI-O	Ground Conductor; Copper; 4/0; 19-strand; THHN/THWN-2 insulated; 600V rated; Green with orange tracer; Spooled to no standard length	FT	0.73
2875-THHN-GI-R	Ground Conductor; Copper; 4/0; 19-strand; THHN/THWN-2 insulated; 600V rated; Green with red tracer; Spooled to no standard length	FT	0.73
2875-THHN-GI-Y	Ground Conductor; Copper; 4/0; 19-strand; THHN/THWN-2 insulated; 600V rated; Green with yellow tracer; Spool to no standard length	FT	0.73



Item# 2875-THHN-GI-Y

### Bonding Conductor - Strap (LP-COND-BND-01)

allG offers Bonding Conductor Strap that is ideal for grounding, and applications requiring bonding and grounding for lightning protection.

Item #	Description	Unit	Wt (lb)
91-2	Bonding Strap; 16 mil, C110, Temper half hard; 2" x 0.016" (26 ga)	FT	0.13
91-4	Bonding Strap; copper; 4" x 0.016" (26 Ga.)	FT	0.25
91-6	Bonding Strap; Copper; 6" x 0.016" (26 ga); Cut to length	FT	0.38



Item# 91-1

### Bonding Conductor - Flexible Strap (LP-COND-BND-03)

allG offers Flexible Straps that are typically used where flexibility, custom configurations, and solderability are a prime concern. They are made of a tight weave of multi-stranded, soft drawn, tinned copper that is ideal for shielding material for cables. It can also be used as a ground strap which provides an excellent, low resistance ground path.

Item #	Description	Unit	Wt (lb)
83	Flexible Bonding Strap; tinned copper; 1/2" wide	FT	0.09
85	Flexible Bonding Strap; tinned copper; 3/4" wide	FT	0.17
87	Flexible Bonding Strap; Tinned copper; 1" wide	FT	0.27



Item #83

### Post Clamps (GC-POSTCLAMP)

allG offers Post Clamps that fit bar-to-flat surface posts. They feature high copper alloy and are UL certified.

Item #	Description	Unit	Wt (lb)
1572-1-4/0	Servit Post Clamp; Bronze; Fits one cable #1 thru 4/0 stranded; 5/8"-11 threaded stud 3/4" long	EA	1.00
1572-2-1/0	***CLOSEOUT SALE*** Servit Post Clamp; Bronze; Fits one cable #2 thru 1/0 stranded; 1/2"-13 threaded stud 9/16" long	EA	1.00



Item #1572-2-1/0

### C-Taps - Thin Wall (GC-CTAP-02)

allG offers Thin Wall C-Taps that are manufactured from high conductivity wrought copper. They feature low resistance, compact size, and excellent electrical conductivity.

Item #	Description	Unit	Wt (lb)
1571-2	C-Tap; Copper; #6 stranded to #6 stranded; Brown color code; Utilizes manual crimp tool	EA	0.03
1571-3	C-Tap; Copper; #2 stranded to #6 stranded; Pink color code; Utilizes manual crimp tool	EA	0.04
1571-4	C-Tap; Copper; #2 solid or #2 stranded to #2 solid or #2 stranded; Orange color code; Utilizes manual crimp tool	EA	0.08
1571-9	C-Tap; Copper; Heavy duty; 1/0 stranded to #3 stranded thru #2 stranded; Utilizes hydraulic crimp tool	EA	0.09
1571-42	C-Tap; Copper; #1, 1/0, 2/0 stranded run range; #12-#2 stranded tap range; Purple color code; Utilizes manual crimp tool	EA	0.09
1571-5	C-Tap; Copper; 3/0 stranded to #6 stranded; Yellow color code; Utilizes manual crimp tool	EA	0.10



Item# 1571-3

### C-Taps - Crimpit - Heavy Duty (GC-CTAP-1b)

allG offers Heavy Duty C-Tap Crimpits that can accommodate many cable combinations, allowing maximum flexibility for the design and installation of a system.

Item #	Description	Unit	Wt (lb)
1571-7	C-Tap; Tinned Copper; Heavy duty; 4/0 stranded thru 500 MCM to #6 stranded thru #2 solid; Utilizes hydraulic crimp tool	EA	0.40
1571-11	C-Tap; Copper; Tin Plated; Heavy duty; 4/0 stranded to 500 MCM; Brown color code; Utilizes hydraulic crimp tool	EA	0.60



Item# 1571-7

### C-Taps - Crimpit - #12 Solid thru 4/0 Stranded (GC-CTAP-01)

allG offers C-Tap Crimpit connectors that are range-taking, C-shaped compression connectors, which make tap or parallel copper connections from #12 sol. to 4/0 stranded conductors.

Item #	Description	Unit	Wt (lb)
1571-1	C-Tap; Copper; Heavy duty; #2 solid or stranded to #8 solid thru #4 stranded; Utilizes hydraulic crimp tool	EA	0.08
1571	C-Tap; Copper; Heavy duty; #2 solid or stranded to #2 solid or stranded; Utilizes hydraulic crimp tool	EA	0.07
1571-9	C-Tap; Copper; Heavy duty; 1/0 stranded to #3 stranded thru #2 stranded; Utilizes hydraulic crimp tool	EA	0.09
1571-18	C-Tap; Heavy duty; Copper; 1/0 solid thru 2/0 stranded to 1/0 solid thru 2/0 stranded; Utilizes hydraulic crimp tool	EA	0.16
1571-8	C-Tap; Heavy duty; Copper; 3/0 solid thru 4/0 stranded to 3/0 solid thru 4/0 stranded; Utilizes hydraulic crimp tool	EA	0.25
1571-13	C-Tap; Copper; Heavy duty; 3/0 solid thru 4/0 stranded to 1/0 solid thru 2/0 stranded; Utilizes hydraulic crimp tool	EA	0.25
1571-14	C-Tap; Copper; Heavy duty; 3/0 solid thru 4/0 stranded to #6 solid thru #2 stranded; Utilizes hydraulic crimp tool	EA	0.25
1571-15	C-Tap; Copper; Heavy duty; 3/0 stranded thru 250 MCM stranded to 3/0 stranded thru 250 MCM stranded; Utilizes hydraulic crimp tool	EA	N/A
1571-16	C-Tap; Copper; Heavy duty; 3/0 stranded thru 250 MCM to #6 solid thru 2/0 stranded; Utilizes hydraulic crimp tool	EA	0.01
1571-19	C-Tap; Copper; 300 MCM thru 500 MCM or 3/4" rod to #6 solid thru 2/0 stranded; Utilizes hydraulic crimp tool	EA	0.37



Item #1571-1

### C-Taps - Hytap #8 sol - 500 kcmil (GC-GTAP-03)

allG offers C-Tap Hytaps that are ideal to use as a tap connector or tap splice connector. These taps are acceptable for direct burial in the earth and concrete. They can accommodate a conductor range from #8 solid - 500 kcmil plus 1/2", 5/8", and 3/4" copper bonded ground rods.

Item #	Description	Unit	Wt (lb)
1571-12	C-Tap; Copper; Heavy duty; 1/0 stranded thru 250 MCM or 1/2" - 5/8" rod to 1/0 stranded thru 2/0 stranded; Utilizes hydraulic crimp tool	EA	0.25



Item# 1571-12

### C-Taps - Hytap #6 Solid thru 500 kcmil (GC-CTAP-1a)

allG offers C-Tap Hytap Connectors that accommodate a variety of cable combinations from #6 solid through 500 kcmil. The 'C' - shaped opening permits placing two continuous parallel cables into the conductor groove.

Item #	Description	Unit	Wt (lb)
1571-6	C-Tap; Copper; Heavy duty; #6 solid thru #2 stranded to #6 solid thru #2 stranded; Utilizes hydraulic crimp tool	EA	0.08
1571-17	C-Tap; Copper; Heavy duty; #1 stranded thru 2/0 stranded or 3/8" rod to #7 stranded thru #2 stranded; Utilizes hydraulic crimp tool	EA	0.35
1571-10	C-Tap; Copper; Heavy duty; #1 stranded thru 2/0 stranded to #1 stranded thru 2/0 stranded; Utilizes hydraulic crimp tool	EA	0.09
1571-19	C-Tap; Copper; 300 MCM thru 500 MCM or 3/4" rod to #6 solid thru 2/0 stranded; Utilizes hydraulic crimp tool	EA	0.37
1571-300-500	C-Tap; Copper; Heavy duty; 300 MCM thru 500 MCM to 300 MCM thru 500 MCM; Utilizes hydraulic crimp tool	EA	N/A



Item# 1571-10

## C-Tap Covers (GC-CTAP-COVERS)

allG offers C-Tap Covers which are insulated and flame retardent. These covers are perfect to protect your C-Taps!



C-Tap Covers

## H-Taps (GC-HTAP)

allG offers a variety of H-Taps for your jobsite solutions!

Item #	Description	Unit	Wt (lb)
1573-2	H-Tap; Copper; #2 to #2; Brown color code	EA	0.10
1573-YH2929	H-Tap; Copper; 250 MCM-#2 run; 250 MCM-#2 tap; Purple color code	EA	N/A
1574-6	Double H-Tap Connector; For #6 rebar, 3/4" ground rod or 400 MCM to Tap 1: 3/0 stranded thru 1/0 stranded; Tap 2: #1 stranded thru #4 stranded; Tap 3: #8 stranded thru #14 stranded (requires a U1104 Die in the Y750 Burndy Crimper)	EA	0.75
1573-CCFNFR	Flame Retardent Cover; 500 MCM max conductor; For use with H-Taps	EA	N/A



Item #1574-6

## Cross Connectors (GC-CC)

allG offers Cross Connectors made of copper for ground rod to grid connections.

Item #	Description	Unit	Wt (lb)
1565-YGL29C29	Cross Connector; Hygrid; #2 stranded thru 250MCM to #2 stranded thru 250MCM; Or 1/2" thru 5/8" rod to #2 stranded thru 250MCM; Utilizes hydraulic crimp tool	EA	1.50
1565-YGLR29C34	Cross Connector; Ground Rod-to-Grid; GridLok; High strength; Irreversible compression; #2 stranded thru 250MCM to 3/4" rod; Utilizes hydraulic crimp tool	EA	1.65



Item #1565-YGL29C29



Item #1565-YGLR29C34

## Compression Tools (GC-CTOOL)

allG offers a range of Compression Tools that are ideal for installation of both mechanical and hydraulic compression lugs and taps. They feature comfort grip handles, heat-treated steel jaws, and have approximately 9000 crimp cycle life with high strength fasteners and plated jaws.

Item #	Description	Unit	Wt (lb)
5399-1	Patriot Hydraulic Self-Contained Crimping Tool; 12 ton; 1.65" jaw opening; Uses 18v lithium batteries	EA	30.00
5399-5	Mechanical Compression Tool; Ratchet hand; Full cycle; #8 thru #1 stranded (Y1MRTC)	EA	1.46
5399-2	Mechanical Compression Tool; Multiple crimp selections; Rotatable die wheels; #8 thru 4/0	EA	9.16
5399-3	Hydraulic Compression Tool; Includes carrying case; #8 thru 750MCM; Dies sold separately	EA	14.50
5330-KP1022D	Wire Crimper; 9-1/4" overall length; Crimps/strips 10-22 ga wire	EA	1.05



Item #5399-5



Item #5399-2

## U Connector Dies (GC-UDIES)

allG offers U Connector Dies designed for reliable and controllable electrical connections. Available in numerous wire sizes, allG is sure to have what you need!

Item #	Description	Unit	Wt (lb)
UDIE-1/0	U Die; 1/0 copper wire; Used in a Y750HSXT Burndy HYPRESS 12-ton hydraulic hand operated crimp tool	EA	0.45
UDIE-2/0	U Die; 2/0 copper wire; Used in a Y750HSXT Burndy HYPRESS 12-ton hydraulic hand operated crimp tool	EA	0.45
UDIE-3/0	U Die; 3/0 copper wire; Used in a Y750HSXT Burndy HYPRESS 12-ton hydraulic hand operated crimp tool	EA	0.45
UDIE-4/0	U Die; 4/0 copper wire; Used in a Y750HSXT Burndy HYPRESS 12-ton hydraulic hand operated crimp tool	EA	0.45
UDIE-250	U Die; 250 MCM copper wire; Used in a Y750HSXT Burndy HYPRESS 12-ton hydraulic hand operated crimp tool Quote D412703	EA	0.45
UDIE-500	U Die; 500 MCM copper wire; Used in a Y750HSXT Burndy HYPRESS 12-ton hydraulic hand operated crimp tool	EA	0.45
UDIE-C-U1104	U Die; For copper crimpit (ALT part #1571-1 1571-7, or #1571-11); Used in a Y750HSXT Burndy HYPRESS 12-ton hydraulic hand operated crimp tool	EA	0.25
UDIE-C-UD3	U Die; For copper crimpit (ALT part #1571-8, #1571-13 or #1571-14); Used in a Y750HSXT Burndy HYPRESS 12-ton hydraulic hand operated crimp tool	EA	0.45
UDIE-C-UO	U Die; For copper heavy duty c-taps (ALT part #1571-11 or #1571-17); Used in a Y750HSXT Burndy HYPRESS 12-ton hydraulic hand operated crimp tool	EA	0.59
UDIE-C-U997	U Die; For installing HYGROUND compression grounding connectors (ALT part #1571-12); Compatible with Y35, Y39, Y750 series, PAT750-18V series, Y46, PAT46-18V tools; Used in a Y750HSXT Burndy HYPRESS 12-ton hydraulic hand operated crimp tool; Orange color code	EA	0.39
UDIE-C-U1011	U Die; Stainless steel; For installing HYGROUND compression grounding connectors (ALT part #1571-19 and 1589-YGLR29C34); Compatible with Y35, Y39, Y750 series, PAT750-18V series, Y46, PAT46-18V tools; Used in a Y750HSXT Burndy HYPRESS 12-ton hydraulic hand operated crimp tool	EA	N/A
UDIE-C-PU998	U Die; Stainless steel; For installing HYGROUND compression grounding connectors (ALT part #1571-20); Compatible with Y35, Y39, Y750 series, PAT750-18V series, Y46, PAT46-18V tools; Used in a Y750HSXT Burndy HYPRESS 12-ton hydraulic hand operated crimp tool; Orange color code	EA	N/A



Item #UDIE-750




Item #UDIE-C-U1104

## Split Bolt Connectors (EC-MISC-08)

allG offers Split Bolt Connectors that are ideal for use with code conductors. They are UL Listed and CSA Certified up to 600V, with temperature ratings up to 90 degree C. They feature wire range-taking capability that minimizes inventory requirements, and a pressure bar with a secure connection for multiple conductor combinations that assures premium wire pullout strength.

Item #	Description	Unit	Wt (lb)
961-6	Split Bolt Connector; Minimum of (2) each #8 stranded; Maximum of (2) each #6 stranded	EA	0.10
961-4	Universal Split Bolt Connector minimum of two #10 solid and a maximum of two each #4 solid aluminum or copper conductors with spacer for dissimilar metals	EA	N/A
961-2	Split Bolt Connector; Minimum of (2) each #6 stranded; Maximum of (2) each #2 stranded	EA	0.10
961-10	Split Bolt Connector; Minimum of (2) each #4 stranded; Maximum of (2) each 1/0 stranded	EA	N/A
961-20	Split Bolt Connector; Minimum of (2) each #2 solid; Maximum of (2) each 2/0 stranded	EA	0.20
961-30	Split Bolt Connector; Minimum of (2) each #1 stranded; Maximum of (2) each 3/0 stranded	EA	0.40
961-250	DISCONTINUED Split Bolt Connector; Minimum of (2) each #1 stranded; Maximum of (2) each 250 MCM stranded	EA	0.40
961-500	Split Bolt Connector; Minimum of (2) each 2/0 stranded; Maximum of (2) each 500 MCM stranded	EA	0.80
961-750	Split Bolt Connector; Minimum of (2) each 4/0 stranded; Maximum of (2) each 750 MCM	EA	1.70



Item #961-2

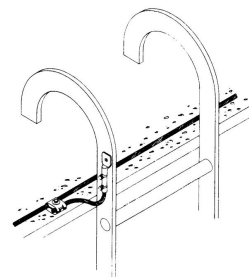
## Lugs - Mechanical Bonding (GC-MLUG-01)

allG offers Mechanical Bonding Lugs with 3/8" & 9/16" bolt holes. These lugs are available in bronze or aluminum, depending on your bonding needs. Holes may be modified for other sizes.

Item #	Description	Unit	Wt (lb)
1110	Bonding Lug; Bronze; 3/8" bolt hole; Fits lightning conductor range 129 to 268	EA	0.50
1110-1	Bonding Lug; Bronze; 9/16" bolt hole; Fits lightning conductor range 129 to 268	EA	0.50
A1110	Bonding Lug; aluminum; 3/8" bolt hole; fits lightning conductor range A124 to A237	EA	0.20
A1110-1	Bonding Lug; Aluminum; 9/16" bolt hole; Fits lightning conductor range A124 to A237	EA	0.30



Item #1110



Typical Application

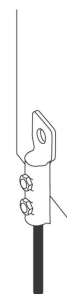
### Lugs - Secondary Mechanical Bonding (GC-MLUG-03)

allG offers Secondary Mechanical Bonding Lugs with 1/4" bolt hole for easy fitting; making your secondary bonding easy! They are also available in a variety of materials, depending on your jobsite needs.

Item #	Description	Unit	Wt (lb)
1140	Secondary Bonding Lug; Copper; 1/4" bolt hole; Fits secondary lightning conductor range 60-100 to 14-100; UL Listed	EA	0.18
1140T	Secondary Bonding Lug; Tinned copper; 1/4" bolt hole; Fits secondary lightning conductor range 60-100 to 14-100; UL Listed	EA	0.18
A1140	Secondary Bonding Lug; Aluminum; 1/4" bolt hole; Fits secondary lightning conductor range A40-100 to A14-100; UL Listed	EA	0.11
A1140-316	Secondary Bonding Lug; Aluminum; 1/4" bolt hole; Fits secondary lightning conductor range A40-100 to A14-100; Includes Grade 316 stainless steel hardware; UL Listed	EA	0.11



Item #A1140



Typical Application

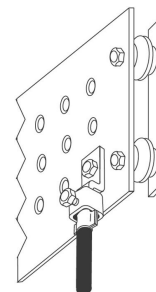
### Lugs - Copper Single Hole Solderless (GC-MLUG-04)

allG offers Copper, Single Hole, Solderless Lugs that are used to attach ground conductors to ground bars, or any type of metal object. The lug are made of electrolytic copper.

Item #	Description	Unit	Wt (lb)
1150-1H-8-2	Solderless Lug; Copper; (1) 1/4" mounting hole; Fits grounding conductor range #8 solid to #2 stranded	EA	0.10
1150-1H-6-10	Solderless Lug; Copper; (1) 1/4" mounting hole; Fits grounding conductor range #6 solid to 1/0 stranded	EA	0.10
1150-1H-2-40	Solderless Lug; Copper; (1) 5/16" mounting hole; Fits grounding conductor range #2 solid to 4/0 stranded	EA	0.20



Item #1150-1H-8-2



Typical Application

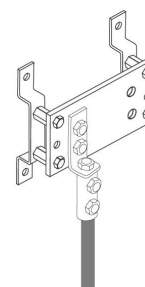
### Lugs - Copper Two Hole Grounding (GC-MLUG-05)

allG offers Copper, Two Hole, Grounding Lugs that are made of copper for superior conductivity. The lugs are excellent for attaching conductors to ground bars or any type of metal object.

Item #	Description	Unit	Wt (lb)
1164	Lug; copper; (2) 17/32" mounting holes on 1-3/4" spacing; fits grounding conductor range #6 solid to 2/0 stranded	EA	0.40
1165	Lug; copper; (2) 17/32" mounting holes on 1-3/4" spacing; fits grounding conductor range 2/0 solid to 250 MCM	EA	0.70



Item #1163



Typical Application

### Lugs - Heavy Duty Mechanical Bonding with 4" of Contact (GC-MLUG-08)

allG offers Heavy Duty Mechanical Bonding Lugs that are ideal for primary cable to metal surface bonding. They have over four square inches of contact, include stainless steel bolts, and are available in aluminum or bronze, depending on your jobsite need.

Item #	Description	Unit	Wt (lb)
1112	Lug; Bronze; Heavy duty; 3 square inches of surface contact; Fits grounding conductor range #2 to 4/0; Fits lightning conductor range 129 to 228	EA	0.64
A1112	Lug; heavy duty; aluminum; 3" of surface contact; fits lightning conductor range A124 to A237	EA	0.24



Item #1112

## Exothermic Lugs (GC-EXLUG)

allG offers a variety of configurations of exothermic lugs which include offset, straight, and curved lugs in one-hole and two-hole set-ups. Other configurations are available upon request.

Item #	Description	Unit	Wt (lb)
38-4155-00	DISCONTINUED Exothermic Lug; Tinned copper; Offset; 2-hole; 3/16" x 1"	EA	0.73
38-4200-00	DISCONTINUED Exothermic Lug; Copper; Straight; 1-hole; 1/8" x 1"	EA	N/A



Item# 38-4152-00

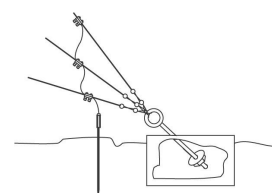
## Guy Wire Ground Clamps - Tinned Bronze (GC-GWC-01)

allG offers Tinned Bronze Guy Wire Ground Clamps that are ideal for attaching grounding conductor to tower guy wires. The clamps have 2 extra jam nuts for a secure connection.

Item #	Description	Unit	Wt (lb)
990	Guy Wire Grounding Clamp; Tinned bronze; 3/8" through 1-1/8"; Fits conductor sizes 0.162 to 0.528	EA	1.10



Item #990



Typical Application

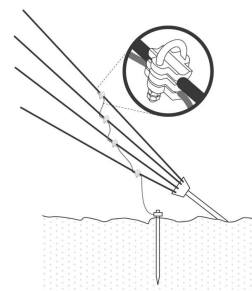
## Guy Wire Ground Clamps - U-Bolt Parallel (GC-GWC-03)

allG offers U-Bolt Guy Wire Ground Clamps that are a tinned bronze, parallel connector. Specifically configured to be a guy wire ground clamp, these U-Bolts style clamps are equipped with jam nuts to ensure an excellent connection. The U-Bolt and hardware are made of stainless steel.

Item #	Description	Unit	Wt (lb)
1311	CLEARANCE ITEM; U-Bolt Parallel Guy Wire Ground Clamp; Tinned bronze; Fits guy wire sizes 1/4" to 7/8"; Fits grounding conductor range #6 solid to 4/0 stranded	EA	0.60



Item #1311



Typical Application

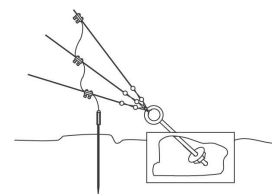
## Guy Wire Ground Clamps - Tinned Bronze Two Bolt (GC-GWC-04)

allG offers Tinned Bronze Two-Bolt Guy Wire Ground Clamps that are a cast, tinned bronze, parallel connector. These clamps are designed for attaching cable-to-cable, cable-to-rod, or rod-to-rod, and are ideal for attaching grounding conductor to tower guy wires. The clamps include jam nuts and have 2" of contact on each conductor.

Item #	Description	Unit	Wt (lb)
905-2	Parallel Guy Wire Ground Clamp; Tinned bronze; Two-bolt; Heavy duty; Includes (2) extra nuts; Fits guy wire sizes 3/8" to 3/4"; Fits grounding conductor range 0.162 to 0.528	EA	0.50



Item #905-2



Typical Application

## Guy Wire Ground Clamps - Parallel (GC-GWC-06)

allG offers Parallel Guy Wire Clamps that can be used for connecting two different conductors, such as copper and galvanized steel.

Item #	Description	Unit	Wt (lb)
901	Parallel Guy Wire Ground Clamp; bronze; includes jam nut; fits conductor range 0.292 to 0.528	EA	0.40
901T	Parallel Guy Wire Ground Clamp; tinned bronze; includes jam nut; fits conductor range 0.292 to 0.528	EA	0.40
901GT	Parallel Guy Wire Ground Clamp; tinned bronze; includes 1/2" galvanized hardware; fits conductor range 0.292 to 0.528	EA	0.40



Item #901


### Waveguide Ladder Support Clamp (GC-CONSP-01)

allG offers Waveguide Ladder Support Clamps that are cast, tinned bronze connectors. These clamps are ideal for securing ground conductors to ladder supports.

Item #	Description	Unit	Wt (lb)
940-5	Waveguide Ladder Support Clamp; tinned bronze; fits conductor sizes 0.162 to 0.528	EA	0.30



Item #940-5



Typical Application

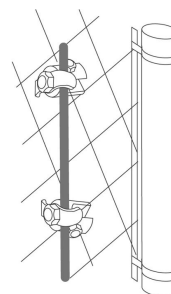
### Fence Ground Clamps (GC-CONSP-04)

allG offers Fence Ground Clamps that include a clasp and stainless steel hardware. The clasp may be rotated to allow the conductor to be routed in a straight line on cyclone fences. These clamps are available in bronze or aluminum.

Item #	Description	Unit	Wt (lb)
2553	Fence Ground Clamp; Bronze; Adjustable; Overall size is 1-1/4" x 1-1/2"; Fits conductor sizes 0.162 to 0.500	EA	0.10



Item #2553



Typical Application

### Beam Clamps - Malleable Iron (GC-CONSP-05)

allG offers Malleable Iron Beam Clamps that are ideal for use on a beam, girder, or other structural members. Each clamp has two tapped mounting holes.

Item #	Description	Unit	Wt (lb)
2590	Iron Beam Clamp; Zinc plated; 2"; Malleable; 3/8"-16 tapped holes; 3/4" maximum plate thickness	EA	0.70
2591	Iron Beam Clamp; Zinc plated; 1"; Malleable; 1/4"-20 tapped holes; 11/16" maximum plate thickness	EA	0.20



Item #2590

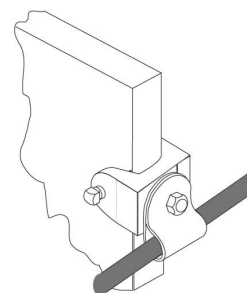
### Beam Clamps with Conductor Support (GC-CONSP-06)

allG offers Beam Clamps with Conductor Supports that are galvanized, malleable, iron support clamps with tinned copper loops and stainless steel hardware. Connects to objects up to 11/16" thick.

Item #	Description	Unit	Wt (lb)
2595-2	Beam Clamp; Fits 11/16" thick surface; Includes 3872 insulator & 2405 rubber insulated SS loop clip	EA	0.40



Item #2595

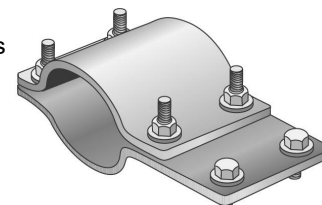


Typical Application

### Pipe Clamps - Brass Heavy Duty (GC-PCLMP-01)

allG offers Heavy Duty Pipe Clamps made of brass that are ideal for connecting conductors to water pipes or metal conduit. Clamp accepts 1-3/4" NEMA lugs and includes 1/2" mounting hardware.

Item #	Description	Unit	Wt (lb)
951	Pipe Clamp; brass; 1/4" x 4"; fits 3/4" to 1-7/8" OD; clamp accepts 1-3/4" NEMA compression lug	EA	4.50
951-2	Pipe Clamp; brass; 1/4" x 4"; fits 1-7/8" to 2-1/4" OD; clamp accepts 1-3/4" NEMA compression lug	EA	5.30
951-25	Pipe Clamp; brass; 1/4" x 4"; fits 2-1/8" to 2-1/2" OD; clamp accepts 1-3/4" NEMA compression lug	EA	5.50
951-3	Pipe Clamp; brass; 1/4" x 4"; fits 2-7/16" to 3-3/8" OD; clamp accepts 1-3/4" NEMA compression lug	EA	5.70
951-35	Pipe Clamp; brass; 1/4" x 4"; fits 3-1/8" to 3-7/8" OD; clamp accepts 1-3/4" NEMA compression lug	EA	6.50
951-4	Pipe Clamp; brass; 1/4" x 4"; fits 3-7/8" to 4-3/4" OD; clamp accepts 1-3/4" NEMA compression lug	EA	7.20
951-5	Pipe Clamp; brass; 1/4" x 4"; fits 3-3/4" to 5" OD; clamp accepts 1-3/4" NEMA compression lug	EA	8.00
951-6	Pipe Clamp; brass; 1/4" x 4"; fits 5-1/2" to 6-3/8" OD; clamp accepts 1-3/4" NEMA compression lug	EA	9.10



Item #951

## Gas Pipe Ground Clamps (GC-PCLMP-02)

allG offers Gas Pipe Ground Clamps that fit a variety of sizes of pipe or stranded conductors and offering a convenient grounding source.

Item #	Description	Unit	Wt (lb)
1306-1	Gas Pipe Ground Clamp; Cast bronze; Fits 1/2" thru 1" OD pipe & #10 thru #2 stranded conductors; Includes stainless steel hardware	EA	0.20
1306-2	Gas Pipe Ground Clamp; Cast bronze; Fits 1-1/4" thru 2" OD pipe & #10 thru #2 stranded conductors; Includes stainless steel hardware	EA	0.60
1306-4	Gas Pipe Ground Clamp; Cast bronze; Fits 2-1/2" thru 4" OD pipe & #10 thru #4 stranded conductors; Includes stainless steel hardware	EA	1.00



Item #1306-1

## Water Pipe Ground Clamps (GC-PCLMP-03)

allG offers Water Pipe Ground Clamps that fit a variety of sizes of pipe or stranded conductors and offer a convenient grounding source.

Item #	Description	Unit	Wt (lb)
1305-1	Water Pipe Ground Clamp; Cast bronze; Fits 1/2" thru 1" IPS pipe & #10 thru #2 stranded conductors	EA	0.20
1305-2	Water Pipe Ground Clamp; Cast bronze; Fits 1-1/4" thru 2-3/8" IPS pipe & #10 thru #2 stranded conductors	EA	0.60
1305-4	Water Pipe Ground Clamp; Cast bronze; Fits 2-1/2" thru 4" OD pipe & #10 thru #2 stranded conductors	EA	1.00



Item #1305-4

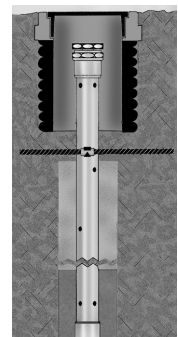


Item #1305-1

## AGE - 8' Vertical (GC-AGE-01-01)

The Advanced Grounding Electrode (AGE) is an allG trademarked product. It is a chemically enhanced grounding electrode system. Each AGE kit includes the following components: 12" long, double wall, high-traffic area test well; a copper AGE electrode; a 4', exothermically welded tail; allG ground enhancement material; and specially formulated starter material. Ground Resistance Enhancement Material and Recharge Materials are also available. Special rod lengths, conductor sizes, and tail lengths are available upon request. allG manufactured chemical ground rods meet or exceed UL 467 standards.

Item #	Description	Unit	Wt (lb)
3450	Vertical Advanced Grounding Electrode Kit Assembly; 4/0 bare tail; 8'	EA	303.00
3450-02G	Vertical Advanced Grounding Electrode Kit Assembly; #2 stranded green insulated tail; 8'	EA	303.00
3450-02ST	Vertical Advanced Grounding Electrode Kit Assembly; #2 solid tinned tail; 8'	EA	303.00
3450-168	Vertical Advanced Grounding Electrode Kit Assembly; 168 28 strands of 16 ga copper tail; 8'	EA	303.00
3450-30	Vertical Advanced Grounding Electrode Kit Assembly; 3/0 stranded bare copper tail; 8'	EA	303.00
3450-20	Vertical Advanced Grounding Electrode Kit Assembly; 2/0 bare copper tail; 8'	EA	303.00
3450-228	Vertical Advanced Grounding Electrode Kit Assembly; 28 strands of 14 ga copper tail; 8'	EA	303.00
3450-250	Vertical Advanced Grounding Electrode Kit Assembly; 250 MCM copper tail; 8'	EA	303.00
3450-40G	Vertical Advanced Grounding Electrode Kit Assembly; 4/0 green insulated copper tail; 8'	EA	303.00
3450-40T	Vertical Advanced Grounding Electrode Kit Assembly; 4/0 stranded tinned copper tail; 8'	EA	303.00
3450-500	Vertical Advanced Grounding Electrode Kit Assembly; 500 MCM copper tail; 8'	EA	303.00




Typical Application

**AGE - 8' Horizontal** (GC-AGE-01a-01)

The Advanced Grounding Electrode (AGE) is an allG trademarked product. It is a chemically enhanced grounding electrode system. Each AGE kit includes the following components: 12" long, double wall, high-traffic area test well; a copper AGE electrode; a 4', exothermically welded tail; allG ground enhancement material; and specially formulated starter material. Ground Resistance Enhancement Material and Recharge Materials are also available. Special rod lengths, conductor sizes, and tail lengths are available upon request. Rods listed have a 30" neck length. Neck lengths are also available in 18" and 24". Specify neck length. allG manufactured chemical ground rods meet or exceed UL 467 standards.



Item #	Description	Unit	Wt (lb)
3459	Horizontal Advanced Grounding Electrode Kit Assembly; 4/0 bare copper tail; 8'	EA	303.00
3459-02G	Horizontal Advanced Grounding Electrode Kit Assembly; #2 stranded green insulated copper tail; 8'	EA	303.00
3459-02ST	Horizontal Advanced Grounding Electrode Kit Assembly; #2 solid tinned copper tail; 8'	EA	303.00
3459-168	Horizontal Advanced Grounding Electrode Kit Assembly; 168 28 strands of 16 ga copper tail; 8'	EA	303.00
3459-30	Horizontal Advanced Grounding Electrode Kit Assembly; 3/0 stranded bare copper tail; 8'	EA	303.00
3459-18N-02ST	Horizontal Advanced Grounding Electrode Kit Assembly; #2 solid tinned copper tail; 18" neck; 8'	EA	303.00
3459-18N-40	Horizontal Advanced Grounding Electrode Kit Assembly; 4/0 stranded copper tail; 18" neck; 8'	EA	303.00
3459-20	Horizontal Advanced Grounding Electrode Kit Assembly; 2/0 bare copper tail; 8'	EA	303.00
3459-228	Horizontal Advanced Grounding Electrode Kit Assembly; 28 strands of 14 ga copper tail; 8'	EA	303.00
3459-24N-40	Advanced Grounding Electrode (AGE) Kit Assembly; Horizontal; 8' with 24" neck; 4 ft 4/0 bare copper tail	EA	303.00
3459-250	Horizontal Advanced Grounding Electrode Kit Assembly; 250 MCM copper tail; 8'	EA	303.00
3459-40G	Horizontal Advanced Grounding Electrode Kit Assembly; 4/0 green insulated copper tail; 8'	EA	303.00
3459-40T	Horizontal Advanced Grounding Electrode Kit Assembly; 4/0 stranded tinned copper tail; 8'	EA	303.00
3459-500	Horizontal Advanced Grounding Electrode Kit Assembly; 500 MCM copper tail; 8'	EA	303.00



Typical Application

**AGE Recharge Material** (GC-AGE-02)

The Advanced Grounding Electrode (AGE) is an allG trademarked product. The Recharge Kit comes complete with the necessary chemicals to refill the AGE chemical ground rod. Available in quantities to match the length of the vertical and horizontal ground rod.

Item #	Description	Unit	Wt (lb)
3490-8	AGE Chemical Recharge Material; for 8' rod	EA	16.00
3490-10	AGE Chemical Recharge Material; for 10' rod	EA	20.00
3490-12	AGE Chemical Recharge Material; for 12' rod	EA	24.00
3490-14	AGE Chemical Recharge Material; for 14' rod	EA	28.00
3490-16	AGE Chemical Recharge Material; for 16' rod	EA	32.00
3490-20	AGE Chemical Recharge Material; for 20' rod	EA	41.00



Item #3490-8

**AGE Starter Kit** (GC-AGE-GE-01)

The Advanced Grounding Electrode (AGE) is an allG trademarked product. The AGE Starter Kit includes loose fill natural organic material designed to help distribute the AGE chemistry consistently into the surrounding earth.

Item #	Description	Unit	Wt (lb)
3541	AGE Starter Kit; Includes starter mixture & 10 lbs of recharge	EA	27.25



Item# 3541

## AGE - Ground Enhancement Material (GC-AGE-GE-02)

allG offers Ground Enhancement Material that is an economical, low-resistivity grounding backfill. The material creates a positive, low-resistance connection between the grounding system and the earth.

Item #	Description	Unit	Wt (lb)
3520	Ground Enhancement Material; 25 lbs	EA	25.00



Item# 3520

## Bentonite Clay (GC-AGE-GE-03)

allG offers Bentonite Clay which is a natural clay that is hydroscopic and has very low resistivity.

Item #	Description	Unit	Wt (lb)
3530	Bentonite Back Fill; 25 lbs; Requires 50 lbs/cubic foot	EA	25.00



Item# 3530

## Carbo 60 - Coke Breeze (GC-AGE-GE-04)

allG offers Carbo 60 Coke Breeze. The 50-pound bag features high-quality, engineered materials with high conductivity, resistance to corrosive environments, and easy pouring and filling.

Item #	Description	Unit	Wt (lb)
3510	Carbo 60 Coke Breeze; 50 lbs; 60 lbs/cubic foot	EA	50.00



Item# 3510

## Ground Rods - Copper Clad Standard (GC-GROD-01)

allG offers Copper Clad Standard Ground Rods with no threads. The copper is molecularly bonded to nickel-sealed, high-strength steel cores. The cold-rolled threads have continuous, unbroken grain flows that are stronger than cut threads. They resist corrosion better than galvanized rods, allowing for a 30-year service life in most soils. The state-of-the-art manufacturing process ensures uniform plating thickness. The rods meet or exceed the requirements of ANSI/UL 467-1984, CSA, and ANSI/NEMA GR-1.

Item #	Description	Unit	Wt (lb)
2901CC-8	Ground Rod; Copper clad; Full size; UL 467 compliant; UL listed; 1/2" x 8'; (2902)	EA	5.00
2902CC-8	Ground Rod; Copper clad; UL 467 compliant; UL listed; 5/8" x 8'; (2908)	EA	6.55
2902CC-10	Ground Rod; Copper clad; No threads; UL 467 compliant; UL listed; 5/8" x 10'; (2920)	EA	8.40
2903CC-8	Ground Rod; Copper clad; UL 467 compliant; UL listed; 3/4" x 8'; (2940)	EA	9.70
2903CC-10	Ground Rod; Copper clad; No threads; UL 467 compliant; UL listed; 3/4" x 10'; (2960)	EA	12.10
2904CC-10	Ground Rod; Copper clad; No threads; UL 467 compliant; 1" x 10'; (2980)	EA	23.00
2913CC-10	Ground Rod; Copper clad; 13 mills thick; UL 467 compliant; UL listed; 5/8" x 10'	EA	N/A



Item# 2902CC-8

### Ground Rods - Copper Clad Sectional (GC-GROD-01a)

allG offers Copper Clad Sectional Ground Rods that are ideal for use when it is necessary to deep-drive rods. The cold-rolled threads are stronger than cut threads. The rods have 1-1/2" thread at both ends. allG manufactured ground rods meet or exceed UL 467 standards.

Item #	Description	Unit	Wt (lb)
2902CC-10S	Ground Rod; Copper clad; Sectional; UL 467 compliant; UL listed; 5/8" x 10'; (2921)	EA	8.40
2903CC-8S	Ground Rod; Copper clad; Sectional; UL 467 compliant; UL listed; 3/4" x 8'; (2941)	EA	9.70
2903CC-10S	Ground Rod; Copper clad; Sectional; UL 467 compliant; UL listed; 3/4" x 10'; (2961)	EA	12.10
2904CC-10S	Ground Rod; Copper clad; Sectional; UL 467 compliant; UL listed; 1" x 10'; (2981)	EA	23.00



Item #2903CC-10S

### Ground Rods - Solid Copper (GC-GROD-02)

allG offers Solid Copper Ground Rods that resist corrosion better than galvanized rods, allowing for a long service life in most soils. These ground rods are solid copper. allG manufactured ground rods meet or exceed UL 467 standards.

Item #	Description	Unit	Wt (lb)
2901-8	Ground Rod; Solid copper; UL listed; 1/2" x 8'; (2901)	EA	6.09
2901-10	Ground Rod; Solid copper; UL listed; 1/2" x 10'; (2906)	EA	7.61
2902-8	Ground Rod; Solid copper; UL listed; 5/8" x 8'; (2909)	EA	9.51
2902-10	Ground Rod; Solid copper; UL listed; 5/8" x 10'; (2919)	EA	11.89
2903-8	Ground Rod; Solid copper; UL listed; 3/4" x 8'; (2953)	EA	13.69
2903-10	Ground Rod; Solid copper; 3/4" x 10'; UL listed; (2959)	EA	17.12
2903-10S	Ground Rod; Solid copper; Sectional; UL listed; 3/4" x 10'; (2959-1)	EA	17.10
2904-10	Ground Rod; Solid copper; UL listed; 1" x 10'; (2979)	EA	30.43



Item #2901-8

### Ground Rods - Galvanized Steel Standard (GC-GROD-03)

allG offers Standard Galvanized Steel Grounds that are ideal for cathodic protection. These ground rods are solid and have no threads. allG manufactured ground rods meet or exceed UL 467 standards.

Item #	Description	Unit	Wt (lb)
2902G-8	Ground Rod; Galvanized; 5/8" x 8'; (2938)	EA	8.80
2903G-10	Ground Rod; Galvanized; Meets ANSI/NEMA GR1; 3/4" x 10'; (2978)	EA	15.90



Item #2902G-8

### Ground Rods - Stainless Steel Standard (GC-GROD-04)

allG offers Standard Stainless Steel Ground Rods that feature solid stainless steel or an extended service life, and ideal for use in highly corrosive soils. No threads. allG manufactured ground rods meet or exceed UL 467 standards.

Item #	Description	Unit	Wt (lb)
2902SS-8	Ground Rod; 304 stainless steel; UL listed; 5/8" x 8'; (2925)	EA	8.00
2902SS-10	Ground Rod; 304 stainless steel; UL listed; 5/8" x 10'; (2926)	EA	10.00
2903SS-8	Ground Rod; 304 stainless steel; UL listed; 3/4" x 8'; (2945)	EA	12.00
2903SS-10	Ground Rod; 304 stainless steel; UL listed; 3/4" x 10'	EA	15.00
2903SS-316-10	Ground Rod; 316 stainless steel; UL listed; 3/4" x 10'; (2966-316)	EA	15.00
2904SS-10	Ground Rod; 304 stainless steel; UL listed; 1" x 10'; (2986)	EA	26.70

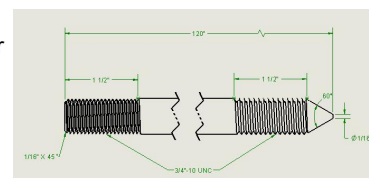


Item# 2901SS-10

## Ground Rods - Stainless Steel Sectional (GC-GROD-04a)

allG offers Stainless Steel Sectional Ground Rods that are used to reduce ground resistance in poor soils such as sand and gravel. These ground rods include 1-1/2" of thread at both ends. allG manufactured ground rods meet or exceed UL 467 standards.

Item #	Description	Unit	Wt (lb)
2902SS-10S	Ground Rod; 304 stainless steel; Sectional; UL listed; 5/8" x 10'; (2928)	EA	10.00
2903SS-8S	Ground Rod; 304 stainless steel; Sectional; UL listed; 3/4" x 8'; (2947)	EA	12.00
2903SS-10S	Ground Rod; 304 stainless steel; Sectional; UL listed; 3/4" x 10'	EA	15.00
2904SS-10S	Ground Rod; 304 stainless steel; Sectional; UL listed; 1" x 10'; (2988)	EA	26.70



Item #2903SS-10S

## Ground Rods - Stainless Steel Threaded (GC-GROD-04b)

allG offers Stainless Steel Threaded Ground Rods that are used to reduce ground resistance in poor soils such as sand and gravel. These rods include 1-1/2" of thread at top end only. allG manufactured ground rods meet or exceed UL 467 standards.

Item #	Description	Unit	Wt (lb)
2902SS-10T	Ground Rod; 304 stainless steel; Threaded; UL listed; 5/8" x 10'; (2927)	EA	10.00
2903SS-8T	Ground Rod; 304 stainless steel; Threaded; UL listed; 3/4" x 8'; (2946)	EA	12.00
2903SS-10T	Ground Rod; 304 stainless steel; Threaded; 1-1/2" of threads at top only; UL listed; 3/4" x 10'	EA	15.00
2904SS-10T	Ground Rod; 304 stainless steel; Threaded; UL listed; 1" x 10'; (2987)	EA	26.70



Item #2901SS-10T

## Ground Rod Driving Sleeve (GC-GROD-05)

allG offers Ground Rod Driving Sleeves that are used to prevent damage to the top of the ground rod when driving into position. For use with standard rods only.

Item #	Description	Unit	Wt (lb)
3070-58	Ground Rod Driving Sleeve; 5/8"	EA	1.30
3070-34	Ground Rod Driving Sleeve; 3/4"	EA	1.30



Item #3070-34



Inside View

## Ground Rod Couplers (GC-GROD-06)

allG offers Ground Rod Couplers that are ideal for use when connecting threaded or sectional ground rods.

Item #	Description	Unit	Wt (lb)
3040-58	Ground Rod Coupler; Brass; For 5/8" ground rod	EA	0.30
3040-58CC	Ground Rod Coupler; Brass; Threadless; For 5/8" copper clad ground rod	EA	0.31
3040-34	Ground Rod Coupler; Brass; For 3/4" ground rod	EA	0.40
3040-1	Ground Rod Coupler; Brass; For 1" ground rod	EA	1.00
3050-58	Ground Rod Coupler; 304 stainless steel; For 5/8" ground rod	EA	0.30
3050-34	Ground Rod Coupler; 304 stainless steel; For 3/4" ground rod	EA	0.40
3050-1	Ground Rod Coupler; 304 stainless steel; For 1" ground rod	EA	0.80



Item #3050-58



Item #3040-58

## Ground Rod Drive Studs (GC-GROD-07)

allG offers Ground Rod Drive Studs that are heavy duty steel and ideal for driving threaded or sectional ground rods. The stud is screwed into the coupler for driving.

Item #	Description	Unit	Wt (lb)
3060-58	Ground Rod Drive Stud; Heavy duty; Steel; Hex cap; 5/8"	EA	0.20
3060-34	Ground Rod Drive Stud; Steel; Heavy duty; Hex cap; 3/4"	EA	0.30
3060-1	Ground Rod Drive Stud; Heavy duty; Steel; Hex cap; 1"	EA	1.00



Item #3060-58

## Rebar Bonding Ground Assembly (LP-TWTR-07)

allG offers Rebar Bonding Ground Assembly that includes 4' of copper/tinned copper conductor exothermically welded or mechanically bolted to 4' of #5 (5/8" diameter) reinforcing steel. The assembly may be wire-tied to the reinforcing steel in foundations, footings, or concrete slabs. Other sizes available upon request.

Item #	Description	Unit	Wt (lb)
2398-168-4	Rebar Bonding Ground Assembly; Mechanically clamped; (4') 28-strand of 16 ga Class I copper tail	EA	6.00
2398-228-4	Rebar Bonding Ground Assembly; mechanically clamped; 28 strands of 14 ga Class II copper tail (4')	EA	6.90
2398-40-4	Rebar Bonding Ground Assembly; Mechanically clamped; 4/0 copper tail (4')	EA	7.00
2399-168-4	Rebar Bonding Ground Assembly; Exothermically welded; 28 strands of 16 ga copper tail (4')	EA	5.15
2399-168T-4	Rebar Bonding Ground Assembly; exothermically welded; 28 strands of 16 ga tinned copper tail (4')	EA	5.15
2399-228-4	Rebar Bonding Ground Assembly; Exothermically welded; 28 strands of 14 ga Class II copper tail (4')	EA	5.90
2399-228T-4	Rebar Bonding Ground Assembly; exothermically welded; 28 strands of 14 ga Class II tinned copper tail (4')	EA	5.90
2399-1/0-4	Rebar Bonding Ground Assembly; exothermically welded; 1/0 copper tail (4')	EA	5.50
2399-2/0-4	Rebar Bonding Ground Assembly; exothermically welded; 2/0 copper tail (4')	EA	6.00
2399-3/0-4	Rebar Bonding Ground Assembly; exothermically welded; 3/0 copper tail (4')	EA	6.45
2399-3/0T-4	Rebar Bonding Ground Assembly; exothermically welded; 3/0 tinned copper tail (4')	EA	6.50
2399-4/0-4	Rebar Bonding Ground Assembly; Exothermically welded; 4/0 copper tail (4')	EA	7.00
2399-4/0T-4	Rebar Bonding Ground Assembly; exothermically welded; 4/0 tinned copper tail (4')	EA	7.00



Item #2399-168-4



Item #2398-228-4

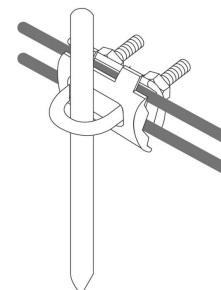
## Ground Rod Clamps - U-Bolt (GC-GRCLMP-04)

allG offers U-Bolt Ground Rod Clamps that are cast bronze and include stainless steel u-bolt and hardware. These ground rod clamps provide for 2 conductor connections.

Item #	Description	Unit	Wt (lb)
3021	U-Bolt Ground Rod Clamp; Bronze; Fits 3/8" to 3/4" max dia ground rod; Range 0.292 to 0.528	EA	0.50



Item #3021



Typical Application

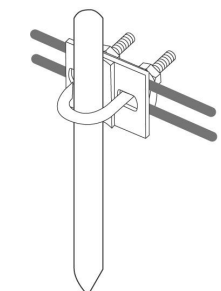
## Ground Rod Clamps - U-Bolt Flat Back (GC-GRCLMP-02)

allG offers U-Bolt Flat Back Ground Rod Clamps made of bronze and include stainless steel u-bolt and hardware. These ground rod clamps have 1-1/2" of rod contact and provide for one (1) or two (2) conductor connections.

Item #	Description	Unit	Wt (lb)
3020	U-Bolt Flat Back Ground Rod Clamp; Bronze; Fits 3/8" to 3/4" max diameter ground rod; Range 0.292 to 0.529; UL Listed	EA	0.70
3020-1	U-Bolt Flat Back Ground Rod Clamp; Bronze; Fits 3/8" to 1" max diameter ground rod; Range 0.292 to 0.529; UL Listed	EA	0.70



Item #3020



Typical Application

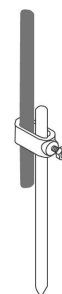
### Ground Rod Clamps - One Bolt (GC-GRCLMP-07)

allG offers One Bolt Ground Rod Clamps made of cast bronze with a stainless steel bolt.

Item #	Description	Unit	Wt (lb)
3007	Ground Rod Clamp; Bronze; 1 bolt; 1/2"; Fits up to #2 stranded	EA	0.10
3008	Ground Rod Clamp; Bronze; 1 bolt; 5/8"; Fits up to 1/0	EA	0.10
3009	Ground Rod Clamp; Bronze; 1 bolt; 3/4"; Fits up to 1/0	EA	0.10



Item #3009



Typical Application

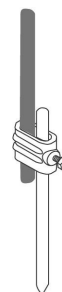
### Ground Rod Clamps - Heavy Duty One Bolt (GC-GRCLMP-06)

allG offers Heavy Duty One Bolt Ground Rod Clamps made of cast bronze with a stainless steel bolt.

Item #	Description	Unit	Wt (lb)
3005	Ground Rod Clamp; heavy duty; bronze; 1 bolt; 5/8"; fits up to 4/0	EA	0.20
3006	Ground Rod Clamp; Heavy duty; Cast bronze; 1 bolt; 3/4"; Fits up to 4/0	EA	0.30



Item #3006



Typical Application

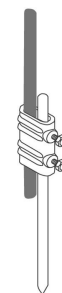
### Ground Rod Clamps - Heavy Duty Two Bolt (GC-GRCLMP-08)

allG offers a Heavy Duty Ground Rod Clamp made of bronze and includes two (2) stainless steel bolts. These ground rod clamps provide enough contact between the rod and conductor for superior lightning protection.

Item #	Description	Unit	Wt (lb)
3010	Ground Rod Clamp; Heavy duty; Bronze; Fits 1/2" rods; Maximum conductor size 0.528	EA	0.30
3012	Ground Rod Clamp; Heavy duty; Bronze; Fits 5/8" rods; Maximum conductor size 0.528	EA	0.40
3014	Ground Rod Clamp; Bronze; Heavy duty; Fits 5/8" to 3/4" rods; Max conductor size 0.528	EA	0.49



Item #3014



Typical Application

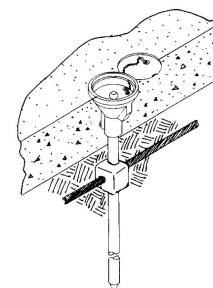
### Ground Receptacles without Clamp (GC-FGR-01-01)

allG offers Ground Receptacles without a Clamp that are cast bronze with brass ball type ground stud. Receptacles may be ordered threaded or with a set screw for attachment to ground rods.

Item #	Description	Unit	Wt (lb)
3602-34	Ground Receptacle; Bronze; 3/4"; includes set screw attachment to secure to a standard 3/4" ground rod	EA	1.69
3603-34	Ground Receptacle; Bronze; Threaded for 3/4" sectional ground rod	EA	1.69



Item #3602-12



Typical Application

### Ground Receptacles with Clamp (GC-FGR-01-02)

allG offers Ground Receptacles with a Clamp that are cast bronze with brass ball type ground stud. Receptacles may be ordered threaded or with a set screw for attachment to ground rods. The following 2 clamps are available: A standard clamp - for connections to wire mesh or horizontal cables up to #4, and a heavy-duty clamp for connections up to #4/0.

Item #	Description	Unit	Wt (lb)
3604-34	Ground Receptacle; Bronze; 3/4"; Includes clamp & set screw	EA	1.90
3605-34	Ground Receptacle; Bronze; Threaded for 3/4" ground rod; Includes clamp	EA	1.90

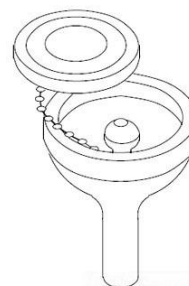


Item# 3604-12

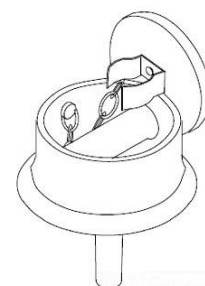
### Ground Receptacles - Exothermic (GC-FGR-EXO)

allG offers Grounding Receptacles for use in static grounding systems. They are easily connected to the grounding system conductor and/or ground rods with an exothermic weld. These receptacles are designed for simple installation.

Item #	Description	Unit	Wt (lb)
B165	DISCONTINUED Ground Receptacle; Aircraft; Copper alloy cast; 5/8" ball stud; For exothermically welded connection	EA	1.76
B166	DISCONTINUED Ground Receptacle; Combination tie-down & static; Aircraft; Copper alloy cast; 3/4" attachment bar; For exothermically welded connection	EA	4.50



Item #B165




Item #B166

### Ground Plates - Flush Floor (GC-FGR-03)

allG offers Flush Floor Ground Plates that are cast bronze and accepts 1-3/4" NEMA lugs. Requires 4/0 Exothermic Mold for connection to cast stud.

Item #	Description	Unit	Wt (lb)
B162-2Q	Ground Plate; (2) tapped holes on 1-3/4" spacing; 4/0 stud	EA	0.72
B161-2Q	Ground Plate; (4) 3/8" tapped holes on 1" spacing; 4/0 stud	EA	1.05
B161-2QT	Ground Plate; Tinned; (4) 3/8" tapped holes on 1" spacing; 4/0 stud	EA	1.05
B164-2Q	Ground Plate; (4) 1/2" tapped holes on 1-3/4" spacing; 4/0 stud	EA	1.42



Ground Plates - Flush Floor

### Ground Receptacle Studs (GC-FGR-02)

allG offers replacement Studs made of brass and used in floor ground receptacles and ground bars.

Item #	Description	Unit	Wt (lb)
3699-880-12	Ground Receptacle Ball Stud; Brass; 5/8" ball diameter; 1/2-13 threaded stud	EA	0.10
3699-880-38	Ground Receptacle Ball Stud; Brass; 5/8" ball diameter; 3/8-16 threaded stud	EA	0.10



Item #3699-58-1234

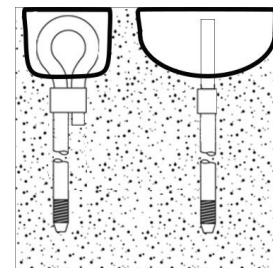
### Aircraft Tie Down - Copper Clad (GC-ATDA-01)

allG offers Aircraft Tie Downs which are the best quality stakes to anchor equipment to the ground.

Item #	Description	Unit	Wt (lb)
3757	Tie Down Rod; Copper clad; Threaded; 3/4" x 10'	EA	13.50
5715-TLP218	Ground Rod Driver; 2-part tool to drive tie down ground rods	EA	5.00



Item #3757



Typical Application

## Depression Mold (GC-ATDA-02)

allG offers plastic Depression Molds that are ideal for deep depression concrete pours for aircraft tie down rods.

Item #	Description	Unit	Wt (lb)
3799	Depression Mold; Plastic; 3/4"	EA	0.45



Item #3799

## Vehicle Grounding (GC-VG)

allG offers Vehicle Grounding Clamps made of beryllium copper and fit for heavy duty.

Item #	Description	Unit	Wt (lb)
3390	Ground Connector/Clamp for Vehicle Grounding; Heavy duty construction; Beryllium copper; Accommodates #4 stranded flexible copper cable	EA	1.80




Item #3390

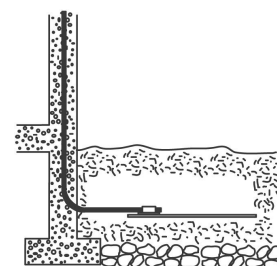
## Ground Plates with Standard Bronze Connectors (GC-GPLT-01)

allG offers Ground Plates with Bronze Connectors that are manufactured from 10 or 20 gauge copper. The plates have 1 or 2 bronze connectors, and are excellent for ground termination where ground rods do not provide the low resistance desired. \*\*Note: 10 gauge plates meet the NEC Section 250-52.3.d ground requirements.

Item #	Description	Unit	Wt (lb)
3212	Ground Plate; 20 ga copper; Includes (1) standard bronze connector; UL 96 & 467 compliant; 1' x 1'	EA	1.80
3219	Ground Plate; 20 ga copper; Includes (1) standard bronze connector; UL 96 & 467 compliant; 1' x 2'	EA	3.30
3234	Ground Plate; 20 ga copper; Includes (1) standard bronze connector; UL 96 & 467 compliant; 2' x 2'	EA	6.30
3235	Ground Plate; 20 ga copper; Includes (2) standard bronze connectors; UL 96 & 467 compliant; 2' x 4'	EA	14.20
3239	Ground Plate; Heavy duty; 10 ga copper; Includes (1) standard bronze connector; UL 96 & 467 compliant; 1' x 2'	EA	9.10
3249	Ground Plate; Heavy duty; 10 ga copper; Includes (1) standard bronze connector; UL 96 & 467 compliant; 1.5' x 1.5'	EA	13.80
3250	Ground Plate; Heavy duty; 10 ga copper; Includes (2) standard bronze connectors; UL 96 & 467 compliant; 1.5' x 1.5'	EA	14.60



Item #3219



Typical Application

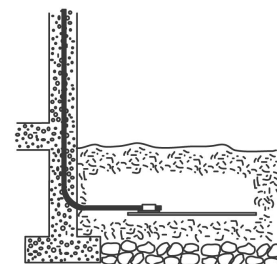
## Ground Plates with Heavy Duty Bronze Connectors (GC-GPLT-02)

allG offers Ground Plates with Heavy Duty Connectors manufactured from either 10 or 20 gauge copper. The plates have either 1 or 2 bronze, 8-square inch bonding plates for conductor connectors. Each connector will accept 1 or 2 conductors parallel or perpendicular to the plate. Excellent for ground termination where ground rods are impractical or do not provide the low resistance desired. \*\*Note: 10 gauge plates meet NEC Section 250-52.3.d ground requirements.

Item #	Description	Unit	Wt (lb)
3254	Ground Plate; Heavy duty; 10 ga copper; Includes (1) heavy duty bronze connector; UL 96 & 467 compliant; 2' x 2'	EA	18.00



Item #3222



Typical Application

## Ground Plates without Connectors (GC-GPLT-03)

allG offers Ground Plates with no connectors or holes. The plates are manufactured from solid copper.

Item #	Description	Unit	Wt (lb)
3212PO	Ground Plate; 20 ga copper; No holes or connectors; UL 96 & 467 compliant; 1' x 1'	EA	1.50
3223PO	Ground Plate; 20 ga copper; No holes or connectors; UL 96 & 467 compliant; 1' x 2'	EA	2.97
3229PO	Ground Plate; 20 ga copper; No holes or connectors; UL 96 & 467 compliant; 1.5' x 1.5'	EA	3.38
3234PO	Ground Plate; 20 ga copper; No holes or connectors; UL 96 & 467 compliant; 2' x 2'	EA	6.00
3239PO	Ground Plate; Heavy duty; 10 ga copper; No holes or connectors; UL 96 & 467 compliant; 1' x 2'	EA	8.71
3279-1224	Ground Plate; Copper; No holes or connectors; UL 96 & 467 compliant; 1/4" x 12" x 24"	EA	23.50
3279-1818	Ground Plate; Copper; No holes or connectors; UL 96 & 467 compliant; 1/4" x 18" x 18"	EA	26.45
3279-2424	Ground Plate; Copper; No holes or connectors; UL 96 & 467 compliant; 1/4" x 24" x 24"	EA	46.50

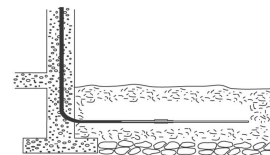



Copper Ground Plate with No Holes or Connectors

## Ground Plates with Exothermic Connection - 10GA (GC-GPLT-04-10GA)

allG offers Exothermic Connection Ground Plates manufactured from 10 gauge solid copper. The plates have an exothermically welded conductor tail, and are excellent as a ground termination where ground rods are impractical or do not provide the low resistance desired. \*\*Note: 10 gauge plates meet NEC Section 250-52.3.d ground requirements.

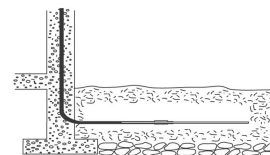

Item #	Description	Unit	Wt (lb)
3272	Ground Plate; Heavy duty; 10 ga copper; No holes or connectors; Includes 10' of #2 solid tinned welded tail; UL 96 & 467 compliant; 1' x 2'	EA	10.80
3277	Ground Plate; Heavy duty; 10 ga copper; No holes or connectors; Includes 10' of 4/0 welded tail; UL 96 & 467 compliant; 1' x 2'	EA	15.90



## Ground Plates with Exothermic Connection - 20GA (GC-GPLT-04-20GA)

allG offers Exothermic Connection Ground Plates manufactured from 20 gauge solid copper. The plates have an exothermically welded conductor tail, and are excellent as a ground termination where ground rods are impractical or do not provide the low resistance desired.

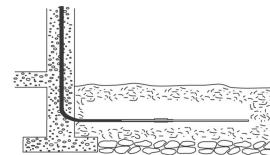

Item #	Description	Unit	Wt (lb)
3262	Ground Plate; 20 ga copper; No holes or connectors; Includes 10' of #2 solid tinned welded tail; UL 96 & 467 compliant; 1' x 2'	EA	5.00
3267	Ground Plate; 20 ga copper; No hole or connectors; Includes 10' of 4/0 welded tail; UL 96 & 467 compliant; 1' x 2'	EA	9.50
3229-2TSOL-10	Ground Plate; 20 ga copper; No holes or connectors; Includes 10' of #2 solid tinned welded tail; UL 96 & 467 compliant; 18" x 18"	EA	7.50
3234-2TSOL-10	Ground Plate; 20 ga copper; No holes or connectors; Includes 10' of #2 solid tinned welded tail; UL 96 & 467 compliant; 2' x 2'	EA	8.25



## Ground Plates with Exothermic Connection - 1/4" (GC-GPLT-04-14)

allG offers Exothermic Connection Ground Plates manufactured from 1/4" thick solid copper. The plates have an exothermically welded conductor tail, and are excellent as a ground termination where ground rods are impractical or do not provide the low resistance desired.

Item #	Description	Unit	Wt (lb)
3279-1224-4/0-10	Ground Plate; Copper; No holes or connectors; Includes 10' of 4/0 bare stranded welded tail; UL 96 & 467 compliant; 1/4" x 12" x 24"	EA	30.10
3279-2424-4/0-10	Ground Plate; Copper; No holes or connectors; Includes 10' of 4/0 stranded bare welded tail; UL 96 & 467 compliant; 1/4" x 24" x 24"	EA	53.50



## Ground Plates with Serrated Edges (GC-GPLT-05)

allG offers Ground Plates with Serrated Edges; with or without a welded tail.

Item #	Description	Unit	Wt (lb)
3280	Ground Plate; copper; 1/4" x 24" x 24"; plate only; with serrated edges on all (4) sides	EA	41.27
3280-40	Ground Plate; copper; with 10' of 4/0 bare welded tail; 1/4" x 24" x 24"; with serrated edges on all (4) sides	EA	48.00



Item #3280

## Static Discharge Reels (GC-STATICREEL)

allG offers Static Discharge Reels that feature automatic E-Z pull rewinding, rugged steel construction, compact enclosed design, positive ratchet lock, lock on /lock off switch, and steel cable installed. All reels have a 100-amp universal alligator grounding clip.

Item #	Description	Unit	Wt (lb)
3397-50	Static Discharge Grounding Reel; 1/8"; Enclosed; 50' long cable with alligator grounding clip	EA	50.00
3397-100	Static Discharge Grounding Reel; 3/32"; Enclosed; 100' long cable with alligator grounding clip	EA	80.00
3397Y	Static Discharge Grounding Reel; Enclosed; 35' single cable with dual (Y) 15' long cables with alligator grounding clip	EA	60.00



Item #3397-50

## Static Discharge Plate (GC-SDP)

allG offers the Static Discharge Plate for a multitude of various jobsite solutions!

Item #	Description	Unit	Wt (lb)
3397-SDP	Static Discharge Plate Assembly; includes 1/4" x 6" x 8" copper plate & 4" x 4" x 2-9/16" deep stainless steel box	EA	5.20



Item #3397-SDP

## U-Bolt Ground Clamps for 1/2" through 1-1/4" (GC-UBOLT-01)

allG offers a U-Bolt Ground Clamp with stainless steel hardware. May be used with conductor parallel or perpendicular.

Item #	Description	Unit	Wt (lb)
1331	U-Bolt Connector; Bronze; Fits 1/2" to 1-1/4" max diameter with 1 round object 0.250 to 0.750 max cable diameter	EA	0.60
1331T	U-Bolt Connector; Tinned bronze; Fits 1/2" to 1-1/4" max diameter with 1 round object 0.250 - 0.750 max cable diameter	EA	0.60
1331SQ	U-Bolt Connector with Square U-Bolt Tube; Bronze; Fits 1/2" to 1-1/4" max diameter with 1 round object 0.250 - 0.750 max cable diameter	EA	0.60




Item #1331

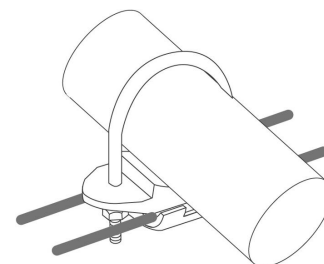
## U-Bolt Ground Clamps - Twin Connectors (GC-UBOLT-02)

allG offers U-Bolt Ground Clamps with Twin Connectors in bronze, aluminum, or tinned. These clamps include stainless steel U-Bolts and hardware. The conductor connector accepts one or two conductors.

Item #	Description	Unit	Wt (lb)
1372	U-Bolt Twin Connector; Bronze; Fits 1-1/4" to 2" max dia; With (2) wires 0.292 to 0.528 max diameter	EA	0.80
1373	U-Bolt Twin Connector; Bronze; Fits 2" to 3" max dia; With (2) wires 0.292 to 0.528 max diameter	EA	1.04
1374	U-Bolt Twin Connector; Bronze; Fits 3" to 4-1/2" max diameter; With (2) wires 0.292 to 0.528 max diameter	EA	1.70
1376	U-Bolt Twin Connector; Bronze; Fits 4" to 6-3/4" max diameter; With (2) wires 0.292 to 0.528 max dia	EA	2.30
A1372	U-Bolt Twin Connector; Aluminum; Fits 1-1/4" to 2" max diameter; (1) or (2) wires 0.292 to 0.562 max diameter	EA	0.30
A1373	U-Bolt Twin Connector; Aluminum; Fits 2" to 3" max diameter; (1) or (2) wires 0.292 to 0.562 max diameter	EA	0.40
A1374	U-Bolt Twin Connector; Aluminum; Fits 3" to 4-1/2" max diameter; (1) or (2) wires 0.292 to 0.562 max diameter	EA	0.70
1372T	U-Bolt Twin Connector; tinned bronze; fits 1-1/4" to 2" max dia; with (2) wires 0.292 to 0.528 max dia	EA	0.50
1373T	U-Bolt Twin Connector; Tinned bronze; Fits 2" to 3" max diameter; With (2) wires 0.292 to 0.528 max diameter	EA	1.04
1374T	U-Bolt Twin Connector; Tinned bronze; Fits 3" to 4-1/2" max diameter; With (2) wires 0.292 to 0.528 max diameter	EA	1.54
1376T	U-Bolt Twin Connector; tinned bronze; fits 4" to 6-3/4" max dia; with (2) wires 0.292 to 0.528 max dia	EA	2.30



Item #1372



Typical Application

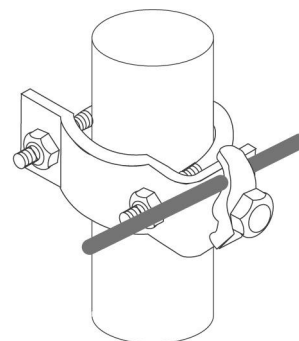
**U-Bolt Ground Clamps with One Connector** (GC-UBOLT-03)

allG offers U-Bolt Ground Clamps with One Connector, made of bronze or aluminum. The conductor connector has stainless steel hardware and can be rotated to accommodate vertical or horizontal connections.

Item #	Description	Unit	Wt (lb)
1380-34-114	U-Bolt Clamp; bronze; fits 3/4" to 1-1/4" max dia; with (1) wire 0.162 to 0.500 max dia	EA	0.30
1380-114-2	U-Bolt Clamp; bronze; fits 1-1/4" to 2" max dia; with (1) wire 0.162 to 0.500 max dia	EA	0.31
1380-2-212	U-Bolt Clamp; bronze; fits 2" to 2-1/2" max dia; with (1) wire 0.162 to 0.500 max dia	EA	0.40
1380-212-334	U-Bolt Clamp; bronze; fits 2-1/2" to 3-3/4" max dia; with (1) wire 0.162 to 0.500 max dia; UL listed	EA	0.50
1380-312-434	U-Bolt Clamp; bronze; fits 3-1/2" to 4-3/4" max dia; with (1) wire 0.162 to 0.500 max dia	EA	0.60
1380-412-634	U-Bolt Clamp; bronze; fits 4-1/2" to 6-3/4" max dia; with (1) wire 0.162 to 0.500 max dia	EA	0.80
1380SS-34-114	U-Bolt Clamp; stainless steel; fits 3/4" to 1-1/4" max dia; with (1) wire 0.162 to 0.500 max dia	EA	0.29
1380SS-114-2	U-Bolt Clamp; stainless steel; fits 1-1/4" to 2" max dia; with (1) wire 0.162 to 0.500 max dia	EA	0.30
1380SS-2-212	U-Bolt Clamp; stainless steel; fits 2" to 2-1/2" max dia; with (1) wire 0.162 to 0.500 max dia	EA	0.39
1380SS-212-334	U-Bolt Clamp; stainless steel; fits 2-1/2" to 3-3/4" max dia; with (1) wire 0.162 to 0.500 max dia	EA	0.49
1380SS-312-434	U-Bolt Clamp; stainless steel; fits 3-1/2" to 4-3/4" max dia; with (1) wire 0.162 to 0.500 max dia	EA	0.59
1380SS-412-634	U-Bolt Clamp; stainless steel; fits 4-1/2" to 6-3/4" max dia; with (1) wire 0.162 to 0.500 max dia	EA	0.78
A1380-34-114	Secondary Bond U-Bolt Clamp; aluminum; fits 3/4" to 1-1/4" max dia; with (1) wire 0.162 to 0.500 max dia	EA	0.20
A1380-114-2	Secondary Bond U-Bolt Clamp; aluminum; fits 1-1/4" to 2" max dia; with (1) wire 0.162 to 0.500 max dia	EA	0.25
A1380-2-212	U-Bolt Clamp; aluminum; fits 2" to 2-1/2" max dia; with (1) wire 0.162 to 0.500 max dia	EA	0.40
A1380-212-334	Secondary Bond U-Bolt Clamp; Aluminum; Fits 2-1/2" to 3-3/4" max diameter; With (1) wire 0.162 to 0.500 max diameter; UL listed	EA	0.40
A1380-312-434	U-Bolt Clamp; aluminum; fits 3-1/2" to 4-3/4" max dia; with (1) wire 0.162 to 0.500 max dia	EA	0.45
A1380-412-634	U-Bolt Clamp; aluminum; fits 4-1/2" to 6-3/4" max dia; with (1) wire 0.162 to 0.500 max dia	EA	0.60



Item #1380-114-2



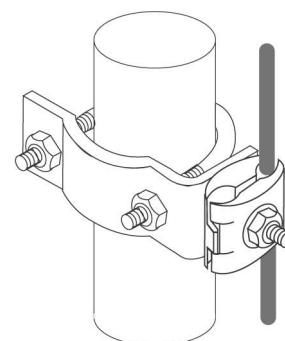
Typical Application

## U-Bolt Ground Clamps with Heavy Duty Connector (GC-UBOLT-07)

allG offers a U-Bolt Ground Clamp with Heavy Duty Connector in a variety of materials. The heavy duty conductor connector is cast metal and accepts one or two conductors. It can be rotated to accommodate vertical or horizontal connections.



Item #	Description	Unit	Wt (lb)
1390-34-114	U-Bolt Clamp; Brass/bronze; Fits 3/4" to 1-1/4" max diameter; (1) or (2) wires 0.292 to 0.528 max diameter; UL Listed	EA	0.60
1390-114-2	U-Bolt Clamp; Brass/bronze; Fits 1-1/4" to 2" max dia; (1) or (2) wires with 0.292 to 0.528 max diameter; UL Listed	EA	0.70
1390-2-212	U-Bolt Clamp; Brass/bronze; Fits 2" to 2-1/2" max diameter; (1) or (2) wires 0.292 to 0.528 max diameter; UL Listed	EA	0.80
1390-212-334	U-Bolt Clamp; Brass/bronze; Fits 2-1/2" to 3-3/4" max diameter; With (1) or (2) wires 0.292 to 0.528 max diameter; UL listed	EA	0.90
1390-312-434	U-Bolt Clamp; Brass/bronze; Fits 3-1/2" to 4-3/4" max diameter; (1) or (2) wires 0.292 to 0.528 max diameter; UL Listed	EA	1.00
1390-412-634	U-Bolt Clamp; Brass/bronze; Fits 4-1/2" to 6-3/4" max diameter; (1) or (2) wires 0.292 to 0.528 max diameter; UL Listed	EA	1.10
1390-712-834	U-Bolt Clamp; Brass/bronze; Fits 7-1/2" to 8-3/4" max diameter; (1) or (2) wires 0.292 to 0.528 max diameter; UL Listed	EA	1.50
1390-834-1034	U-Bolt Clamp; Brass/bronze; Fits 8-3/4" to 10-3/4" max diameter; (1) or (2) wires 0.292 to 0.528 max diameter; UL Listed	EA	1.80
1390-1034-1234	U-Bolt Clamp; Brass/bronze; Fits 10-3/4" to 12-3/4" max diameter; (1) or (2) wires 0.292 to 0.528 max diameter; UL Listed	EA	2.60
1390BM-34-114	U-Bolt Clamp; Aluminum/bronze bimetal; Fits 3/4" to 1-1/4" max diameter; (1) or (2) wires 0.292 to 0.528 max diameter; UL Listed	EA	0.45
1390BM-114-2	U-Bolt Clamp; Aluminum/bronze bimetal; Fits 1-1/4" to 2" max diameter; (1) or (2) wires 0.292 to 0.528 max diameter; UL Listed	EA	0.55
1390BM-2-212	U-Bolt Clamp; Aluminum/bronze bimetal; Fits 2" to 2-1/2" max diameter; With (1) or (2) wires 0.292 to 0.528 max diameter; UL Listed	EA	0.55
1390BM-212-334	U-Bolt Clamp; Aluminum/bronze bimetal; Fits 2-1/2" to 3-3/4" max diameter; (1) or (2) wires 0.292 to 0.528 max diameter; UL Listed	EA	0.60
1390BM-312-434	U-Bolt Clamp; Aluminum/bronze bimetal; Fits 3-1/2" to 4-3/4" max diameter; (1) or (2) wires 0.292 to 0.528 max diameter; UL Listed	EA	0.65
1390BM-412-634	U-Bolt Clamp; Aluminum/bronze bimetal; Fits 4-1/2" to 6-3/4" max diameter; (1) or (2) wires 0.292 to 0.528 max diameter; UL Listed	EA	0.85
1390BM-712-834	U-Bolt Clamp; Aluminum/bronze bimetal; Fits 7-1/2" to 8-3/4" max diameter; (1) or (2) wires 0.292 to 0.528 max diameter; UL Listed	EA	1.35
1390BM-834-1034	U-Bolt Clamp; Aluminum/bronze bimetal; Fits 8-3/4" to 10-3/4" max diameter; (1) or (2) wires 0.292 to 0.528 max diameter; UL Listed	EA	1.65
1390BM-1034-1234	U-Bolt Clamp; Aluminum/bronze bimetal; Fits 10-3/4" to 12-3/4" max diameter; (1) or (2) wires 0.292 to 0.528 max diameter; UL Listed	EA	1.75
A1390-34-114	U-Bolt Clamp; Aluminum; Fits 3/4" to 1-1/4" max diameter; (1) or (2) wires 0.292 to 0.562 max diameter; UL Listed	EA	0.30
A1390-114-2	U-Bolt Clamp; Aluminum; Fits 1-1/4" to 2" max diameter; (1) or (2) wires 0.292 to 0.562 max diameter; UL Listed	EA	0.40
A1390-2-212	U-Bolt Clamp; Aluminum; Fits 2" to 2-1/2" max diameter; (1) or (2) wires 0.292 to 0.562 max diameter; UL Listed	EA	0.40
A1390-212-334	U-Bolt Clamp; Aluminum; Fits 2-1/2" to 3-3/4" max diameter; (1) or (2) wires 0.292 to 0.562 max diameter; UL Listed	EA	0.45
A1390-312-434	U-Bolt Clamp; Aluminum; Fits 3-1/2" to 4-3/4" max diameter; (1) or (2) wires 0.292 to 0.562 max diameter; UL Listed	EA	0.50
A1390-412-634	U-Bolt Clamp; Aluminum; Fits 4-1/2" to 6-3/4" max diameter; (1) or (2) wires 0.292 to 0.562 max diameter; UL Listed	EA	0.70
A1390-712-834	U-Bolt Clamp; Aluminum; Fits 7-1/2" to 8-3/4" max diameter; (1) or (2) wires 0.292 to 0.562 max diameter; UL Listed	EA	1.20
A1390-834-1034	U-Bolt Clamp; Aluminum; Fits 8-3/4" to 10-3/4" max diameter; (1) or (2) wires 0.292 to 0.562 max diameter; UL Listed	EA	1.50
A1390-1034-1234	U-Bolt Clamp; Aluminum; Fits 10-3/4" to 12-3/4" max diameter; (1) or (2) wires 0.292 to 0.562 max diameter; UL Listed	EA	1.60
1390T-34-114	U-Bolt Clamp; Tinned/stainless; Fits 3/4" to 1-1/4" max diameter; (1) or (2) wires 0.292 to 0.528 max diameter; UL Listed	EA	0.60
1390T-114-2	U-Bolt Clamp; Tinned/stainless; Fits 1-1/4" to 2" max diameter; (1) or (2) wires 0.292 to 0.528 max diameter; UL Listed	EA	0.70
1390T-2-212	U-Bolt Clamp; Tinned/stainless; Fits 2" to 2-1/2" max diameter; (1) or (2) wires 0.292 to 0.528 max diameter; UL Listed	EA	0.80
1390T-212-334	U-Bolt Clamp; Tinned/stainless; Fits 2-1/2" to 3-3/4" max diameter; With (1) or (2) wires 0.292 to 0.528 max diameter; UL Listed	EA	0.90
1390T-312-434	U-Bolt Clamp; Tinned/stainless; Fits 3-1/2" to 4-3/4" max diameter; (1) or (2) wires 0.292 to 0.528 max diameter; UL Listed	EA	1.00
1390T-412-634	U-Bolt Clamp; Tinned/stainless; Fits 4-1/2" to 6-3/4" max diameter; (1) or (2) wires 0.292 to 0.528 max diameter; UL Listed	EA	1.10



Vertical application

	to 0.528 max diameter; UL Listed			
1390T-712-834	U-Bolt Clamp; Tinned/stainless; Fits 7-1/2" to 8-3/4" max diameter; (1) or (2) wires 0.292 to 0.528 max diameter; UL Listed	EA	1.50	
1390T-834-1034	U-Bolt Clamp; Tinned/stainless; Fits 8-3/4" to 10-3/4" max diameter; (1) or (2) wires 0.292 to 0.528 max diameter; UL Listed	EA	1.75	
1390T-1034-1234	U-Bolt Clamp; Tinned/stainless; Fits 10-3/4" to 12-3/4" max diameter; (1) or (2) wires 0.292 to 0.528 max diameter; UL Listed	EA	2.00	
1390-34-114-316	U-Bolt Clamp; Brass/bronze; Fits 3/4" to 1-1/4" max diameter; (1) or (2) wires 0.292 to 0.528 max diameter; Includes Grade 316 stainless steel hardware; UL Listed	EA	0.60	
1390-114-2-316	U-Bolt Clamp; Brass/bronze; Fits 1-1/4" to 2" max dia; (1) or (2) wires with 0.292 to 0.528 max diameter; Includes Grade 316 stainless steel hardware; UL Listed	EA	0.70	
1390-2-212-316	U-Bolt Clamp; Brass/bronze; Fits 2" to 2-1/2" max diameter; (1) or (2) wires 0.292 to 0.528 max diameter; Includes Grade 316 stainless steel hardware; UL Listed	EA	0.80	
1390-212-334-316	U-Bolt Clamp; Brass/bronze; Fits 2-1/2" to 3-3/4" max diameter; With (1) or (2) wires 0.292 to 0.528 max diameter; Includes Grade 316 stainless steel hardware; UL listed	EA	0.90	
1390-312-434-316	U-Bolt Clamp; Brass/bronze; Fits 3-1/2" to 4-3/4" max diameter; (1) or (2) wires 0.292 to 0.528 max diameter; Includes Grade 316 stainless steel hardware; UL Listed	EA	1.00	
1390-412-634-316	U-Bolt Clamp; Brass/bronze; Fits 4-1/2" to 6-3/4" max diameter; (1) or (2) wires 0.292 to 0.528 max diameter; Includes Grade 316 stainless steel hardware; UL Listed	EA	1.10	
1390-712-834-316	U-Bolt Clamp; Brass/bronze; Fits 7-1/2" to 8-3/4" max diameter; (1) or (2) wires 0.292 to 0.528 max diameter; Includes Grade 316 stainless steel hardware; UL Listed	EA	1.50	
1390-834-1034-316	U-Bolt Clamp; Brass/bronze; Fits 8-3/4" to 10-3/4" max diameter; (1) or (2) wires 0.292 to 0.528 max diameter; Includes Grade 316 stainless steel hardware; UL Listed	EA	1.80	
1390-1034-1234-316	U-Bolt Clamp; Brass/bronze; Fits 10-3/4" to 12-3/4" max diameter; (1) or (2) wires 0.292 to 0.528 max diameter; Includes Grade 316 stainless steel hardware; UL Listed	EA	2.60	
A1390-34-114-316	U-Bolt Clamp; Aluminum; Fits 3/4" to 1-1/4" max diameter; (1) or (2) wires 0.292 to 0.562 max diameter; Includes Grade 316 stainless steel hardware; UL Listed	EA	0.30	
A1390-114-2-316	U-Bolt Clamp; Aluminum; Fits 1-1/4" to 2" max diameter; (1) or (2) wires 0.292 to 0.562 max diameter; Includes Grade 316 stainless steel hardware; UL Listed	EA	0.40	
A1390-2-212-316	U-Bolt Clamp; Aluminum; Fits 2" to 2-1/2" max diameter; (1) or (2) wires 0.292 to 0.562 max diameter; Includes Grade 316 stainless steel hardware; UL Listed	EA	0.40	
A1390-212-334-316	U-Bolt Clamp; Aluminum; Fits 2-1/2" to 3-3/4" max diameter; (1) or (2) wires 0.292 to 0.562 max diameter; Includes Grade 316 stainless steel hardware; UL Listed	EA	0.45	
A1390-312-434-316	U-Bolt Clamp; Aluminum; Fits 3-1/2" to 4-3/4" max diameter; (1) or (2) wires 0.292 to 0.562 max diameter; Includes Grade 316 stainless steel hardware; UL Listed	EA	0.50	
A1390-412-634-316	U-Bolt Clamp; Aluminum; Fits 4-1/2" to 6-3/4" max diameter; (1) or (2) wires 0.292 to 0.562 max diameter; Includes Grade 316 stainless steel hardware; UL Listed	EA	0.70	
A1390-712-834-316	U-Bolt Clamp; Aluminum; Fits 7-1/2" to 8-3/4" max diameter; (1) or (2) wires 0.292 to 0.562 max diameter; Includes Grade 316 stainless steel hardware; UL Listed	EA	1.20	
A1390-834-1034-316	U-Bolt Clamp; Aluminum; Fits 8-3/4" to 10-3/4" max diameter; (1) or (2) wires 0.292 to 0.562 max diameter; Includes Grade 316 stainless steel hardware; UL Listed	EA	1.50	
A1390-1034-1234-316	U-Bolt Clamp; Aluminum; Fits 10-3/4" to 12-3/4" max diameter; (1) or (2) wires 0.292 to 0.562 max diameter; Includes Grade 316 stainless steel hardware; UL Listed	EA	1.60	

## U-Bolt Ground Clamps with Secondary Connector (GC-UB-2C)

allG offers U-Bolt Ground Clamps with Secondary Connectors made of stainless steel/bronze or stainless steel/aluminum to provide the most versatility when grounding.

Item #	Description	Unit	Wt (lb)
1391-34-114	U-Bolt Clamp; bronze; fits 3/4" to 1-1/4" max. dia.; 1 or 2 wires; 0.162 - 0.528 max. dia.	EA	0.50
1391-114-2	U-Bolt Clamp; bronze; fits 1-1/4" to 2" max. dia.; 1 or 2 wires; 0.162 - 0.528 max. dia.	EA	0.60
1391-2-212	U-Bolt Clamp; bronze; fits 2" to 2-1/2" max. dia.; 1 or 2 wires; 0.162 - 0.528 max. dia.	EA	0.60
1391-212-334	U-Bolt Clamp; Bronze; Fits 2-1/2" to 3-3/4" max. diameter; 1 or 2 wires; 0.162 - 0.528 max diameter; UL listed	EA	0.70
1391-312-434	U-Bolt Clamp; bronze; fits 3-1/2" to 4-3/4" max. dia.; 1 or 2 wires; 0.162 - 0.528 max. dia.	EA	0.80
1391-412-634	U-Bolt Clamp; bronze; fits 4-1/2" to 6-3/4" max. dia.; 1 or 2 wires; 0.162 - 0.528 max. dia.	EA	1.00
A1391-34-114	U-Bolt Clamp; aluminum; fits 3/4" to 1-1/4" max. dia.; 1 or 2 wires; 0.162 - 0.562 max. dia.	EA	0.30
A1391-114-2	U-Bolt Clamp; aluminum; fits 1-1/4" to 2" max. dia.; 1 or 2 wires; 0.162 - 0.562 max. dia.	EA	0.50
A1391-2-212	U-Bolt Clamp; Aluminum; Fits 2" to 2-1/2" max diameter; 1 or 2 wires; 0.162 - 0.562 max diameter	EA	0.50
A1391-212-334	U-Bolt Clamp; Aluminum; Fits 2-1/2" to 3-3/4" max diameter; 1 or 2 wires; 0.162 - 0.562 max diameter; UL listed	EA	0.60
A1391-312-434	U-Bolt Clamp; aluminum; fits 3-1/2" to 4-3/4" max. dia.; 1 or 2 wires; 0.162 - 0.562 max. dia.	EA	0.70
A1391-412-634	U-Bolt Clamp; Aluminum; Fits 4-1/2" to 6-3/4" max diameter; 1 or 2 wires; 0.162 - 0.562 max diameter	EA	0.90



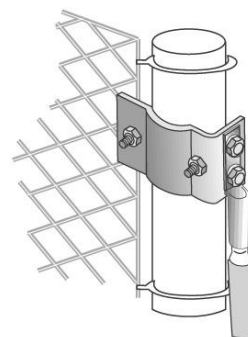
### U-Bolt Grounds Clamp for Fence Post (GC-UBOLT-09)

allG offers U-Bolt Ground Clamps made of stainless steel fence post grounding bracket and stainless steel hardware. The bracket includes either one (1) or (2) tinned two hole long barrel compression lug(s) with white or blue color code, depending on your need. Please see chart below.

Item #	Description	Unit	Wt (lb)
1397	U-Bolt Clamp; 2" wide; with #2 solid compression lug; stainless steel; fits 3/4" to 1-1/4" diameter pipe	EA	0.40
1397-1	U-Bolt Clamp; 2" wide; with #2 solid compression lug; stainless steel; fits 1-1/4" to 2" diameter pipe	EA	0.50
1397-1-2	U-Bolt Clamp; 2" wide; with #2 solid & #6 stranded compression lugs; stainless steel; fits 1-1/4" to 2" diameter pipe	EA	0.65
1397-2	U-Bolt Clamp; Stainless steel; 2" wide; With #2 solid compression lug; Fits 2" to 2-1/2" diameter pipe	EA	0.60
1397-3	U-Bolt Clamp; Stainless steel; Fits 2-1/2" to 3-3/4" diameter pipe; 2" wide with #2 solid compression lug; UL listed	EA	1.20
1397-3-3/0	U-Bolt Clamp; Stainless steel; Fits 2-1/2" to 3-3/4" diameter pipe; 2" wide with #3/0 compression lug; UL listed	EA	1.30
1397-4	U-Bolt Clamp; 2" wide; with #2 solid compression lug; stainless steel; fits 3-1/2" to 4-3/4" diameter pipe	EA	1.50
1397-5	U-Bolt Clamp; 2" wide; with #2 solid compression lug; stainless steel; fits 4-3/4" to 6-3/4" diameter pipe	EA	1.70



Item #1397




Typical Application

### U-Bolt Grounds Clamp with Insulator (GC-UBOLT-10)

allG offers an Insulating Ground Clamp with stainless steel hardware. The insulator fitting is designed to allow mounting of ground bars to round objects where insulating the conductor or ground bar is necessary.

Item #	Description	Unit	Wt (lb)
1392-212-334	U-Bolt Clamp; Fits 2-1/2" to 3-3/4" max diameter; With (1) 1-3/4" x 1-3/4" poly insulator; UL listed	EA	0.70
1392-312-434	U-Bolt Clamp; stainless steel; with insulator; fits 3-1/2" to 4-3/4" max dia; with (1) 1-3/4" x 1-3/4" poly insulator	EA	0.90



Item #1392-34-114

Typical Application

### Pedestal Ground Clamps - Heavy Duty Connector (GC-PED-03)

allG offers Heavy Duty Connector Pedestal Ground Clamps that feature (2) offset bolt pressure cable holders to permit perpendicular conductors to be coursed without kinks or bends.

Item #	Description	Unit	Wt (lb)
1390-34-114	U-Bolt Clamp; Brass/bronze; Fits 3/4" to 1-1/4" max diameter; (1) or (2) wires 0.292 to 0.528 max diameter; UL Listed	EA	0.60
1390T-34-114	U-Bolt Clamp; Tinned/stainless; Fits 3/4" to 1-1/4" max diameter; (1) or (2) wires 0.292 to 0.528 max diameter; UL Listed	EA	0.60



Item# 1390-34-114

### Pedestal Ground Clamps - Standard Connector (GC-PED-02)

allG offers Standard Connector Pedestal Ground Clamps that are ideal for accommodate cross runs without adding an additional connector.


Item #	Description	Unit	Wt (lb)
1391-34-114	U-Bolt Clamp; bronze; fits 3/4" to 1-1/4" max. dia.; 1 or 2 wires; 0.162 - 0.528 max. dia.	EA	0.50
A1391-34-114	U-Bolt Clamp; aluminum; fits 3/4" to 1-1/4" max. dia.; 1 or 2 wires; 0.162 - 0.562 max. dia.	EA	0.30
A1391-34-114-316	U-Bolt Clamp; Aluminum; Fits 3/4" to 1-1/4" max diameter; 1 or 2 wires; 0.162 - 0.562 max diameter; Includes grade 316 SS hardware	EA	0.50



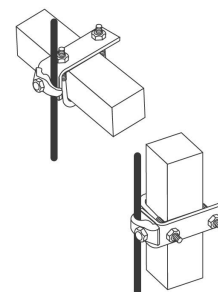
### Pedestal Ground Clamps - Square Pedestals (GC-UBOLT-03a)

allG offers Square U-bolt Pedestal Ground Clamps with stainless steel hardware. The conductor connector is bronze and can be rotated to accommodate vertical or horizontal connections. Specifically configured for a computer floor pedestal ground clamp.

Item #	Description	Unit	Wt (lb)
1361	Square U-Bolt Pedestal Clamp; Bronze; Fits 3/4" to 1-1/4" square pedestal; wire min dia 0.162 to max dia of 0.500	EA	0.25



Item #1361



Typical Application

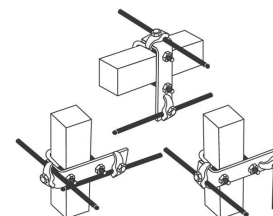
### Pedestal Ground Clamps - Square Pedestal - Two Clip Connector (GC-UBOLT-04a)

allG offers U-Bolt Pedestal Ground Clamps with stainless steel hardware. The conductor connectors are cast bronze and can be rotated to accommodate vertical or horizontal connections. Specifically configured for computer floor pedestal ground clamp.

Item #	Description	Unit	Wt (lb)
1363	Square U-Bolt Pedestal Clamp; bronze; fits 3/4" to 1-1/4" square pedestal; (2) wires min dia 0.162 to max dia of 0.500	EA	0.30



Item #1363



Typical Application

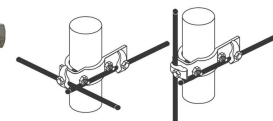
### Pedestal Ground Clamps - Two Clip Connectors (GC-UBOLT-04)

A U-bolt ground clamp with stainless steel hardware. The conductor connectors are cast bronze and can be rotated to accommodate vertical or horizontal connections. Specifically configured for computer floor pedestal.

Item #	Description	Unit	Wt (lb)
1364	U-Bolt Pedestal Clamp; Bronze; Fits 3/4" to 1-1/4" pedestal; (2) wires 0.162 min diameter to 0.500 max diameter	EA	0.30
1364-112	U-Bolt Pedestal Clamp; bronze; fits 1-1/4" to 2" pedestal; (2) wires min dia 0.162 to max dia of 0.500	EA	0.45
1365	U-Bolt Pedestal Clamp; Bronze; Fits 1-7/8" to 2" pedestal; (2) wires 0.162 min diameter to 0.500 max diameter	EA	0.40



Item# 1364



Typical Application

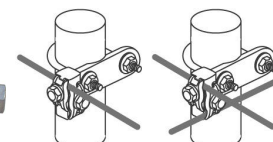
### Pedestal Ground Clamps - Cast Heavy Duty Bronze (GC-UBOLT-06)

allG offers a heavy duty, cast bronze ground clamp with a stainless steel U-Bolt and hardware. Excellent for ground computer floor pedestals.

Item #	Description	Unit	Wt (lb)
1366	Pedestal Ground Clamp; Bronze with stainless steel U-Bolt; Fits 3/4" to 1-1/4" OD; #12 solid thru 4/0 stranded	EA	1.10



Item #1366



Typical Application

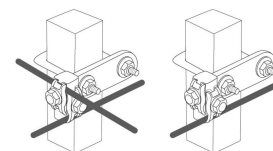
### Pedestal Ground Clamps - Square Pedestal -Cast Heavy Duty Brz (GC-UBOLT-06a)

allG offers a heavy duty, cast bronze Ground Clamp with a stainless steel U-Bolt and hardware. Excellent for ground computer floor pedestals.

Item #	Description	Unit	Wt (lb)
1367	Ground Clamp; Bronze with stainless steel U-Bolt; Fits 1-1/4" square; #12 solid thru 4/0 stranded	EA	1.10



Item #1367

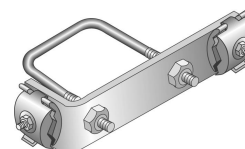


Typical Application

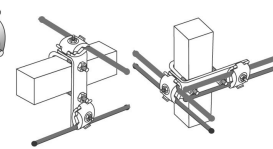
### Pedestal Ground Clamps - Square Pedestal-Two Standard Connector (GC-UBOLT-05)

allG offers U-Bolt Ground Clamps with stainless steel hardware. The conductor connectors are cast metal and can accept up to four (4) conductors. They also can be rotated to allow for vertical or horizontal mounting.

Item #	Description	Unit	Wt (lb)
1393-34-114	Ground Clamp; bronze; with stainless steel U-Bolt; fits 3/4" to 1-1/4" OD; (2) to (4) wires min dia 0.162 to max dia of 0.528	EA	0.70



Item #1393-34-114

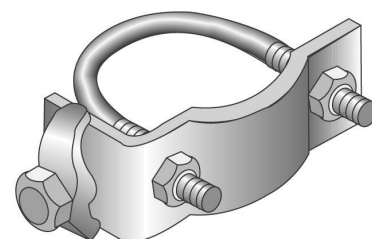


Typical Application

## Pedestal Ground Clamps - Clip Connector (GC-PED-04)

allG offers U-Bolt Ground Clamps with a Clip Connector in bronze or aluminum. Perfect for your grounding needs!

Item #	Description	Unit	Wt (lb)
1380-34-114	U-Bolt Clamp; bronze; fits 3/4" to 1-1/4" max dia; with (1) wire 0.162 to 0.500 max dia	EA	0.30
A1380-34-114	Secondary Bond U-Bolt Clamp; aluminum; fits 3/4" to 1-1/4" max dia; with (1) wire 0.162 to 0.500 max dia	EA	0.20



Item #1380-34-114

## Pedestal Ground Clamps - Economy (GC-PED-01)

allG offers Economy Pedestal Ground Clamps that will support #2 wire, #8 stranded (.146) to #4 stranded (.280). They fit post sizes up to 1" in diameter (round or square), and have slots in fastener grip wire to provide positive contact with post. The clamps grip wire directly to post allowing a low resistance connection across bare metal contacts, and installs easily with a screwdriver or nut driver.

Item #	Description	Unit	Wt (lb)
1360	Pedestal Ground Clamp; Fits both round & square pedestals; Up to 1" OD; Wire sizes #8 thru #4 stranded; UL listed	EA	0.07
1360-U	Universal Raised Floor Pedestal Wire Clamp; Fits both Round & Square Pedestals up to 2" OD & wire sizes #8 thru #2 stranded; UL listed (25 per Package)	EA	0.55

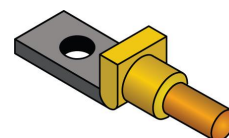


Item #1360

## Cadweld Molds - Type GL (GC-EXO-MOLD-GL)

allG offers exothermic molds that are available in both Cadweld and Thermoweld. Other sizes are available upon request.

Item #	Description	Unit	Wt (lb)
GLC-CE1T	DISCONTINUED Cadweld Mold; 1/8" x 1" Copper Lug to #2 Solid Horizontal Tap; Uses WM-32 shots & L-160 handles; (M-2036-S)	EA	5.00
GLC-CE1V	DISCONTINUED Cadweld Mold; 1/8" x 1" Copper Lug to #2 Stranded Horizontal Tap; Uses WM-32 shots & L-160 handles; (M-2036)	EA	5.00
GLC-DE2Q	DISCONTINUED Cadweld Mold; 3/16" x 1" Copper Lug to 4/0 Stranded Horizontal Tap; Uses WM-65 shots & L-160 handles; (M-2041)	EA	5.00

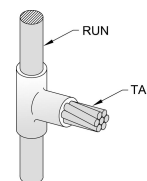


Item# GLC-CE1G

## Cadweld Molds - Type GM (GC-EXO-MOLD-GM)

allG offers exothermic molds that are available in both Cadweld and Thermoweld. Other sizes are available upon request.

Item #	Description	Unit	Wt (lb)
GMR-181V	Cadweld Mold; 3/4" Copper Clad Ground Rod Vertical Thru to #2 Stranded Horizontal "T" Connection; Uses WM-90 shots & L-160 handles; (M-2534)	EA	5.00
GMR-181T	Cadweld Mold; 3/4" Copper Clad Ground Rod Vertical Thru to #2 Solid Horizontal "T" Connection; Uses WM-90 shots & L-160 handles; (M-2534-S)	EA	N/A
GMR-182C	Cadweld Mold; 3/4" Copper Clad Ground Rod Vertical Thru to 1/0 Stranded Horizontal "T" Connection; Uses WM-115 shots & L-160 handles; (M-6796)	EA	5.00
GMR-182Q	Cadweld Mold; 3/4" Copper Clad Ground Rod Vertical Thru to 4/0 Stranded Horizontal "T"; Uses WM-150 shots & L-160 handles; (N/A)	EA	N/A



Item# GMR-181T

## Cadweld Molds - Type GP (GC-EXO-MOLD-GP)

allG offers exothermic molds that are available in both Cadweld and Thermoweld. Other sizes are available upon request.

Item #	Description	Unit	Wt (lb)
GPR-331V	Cadweld Mold; 3/4" Steel or Solid Copper Ground Rod Vertical Thru Parallel to #2 Stranded Vertical Thru; Uses WM-200 shots & L-160 handles; (M-6593-N)	EA	6.00
GPR-182C	Cadweld Mold; 3/4" Copper Clad Ground Rod Vertical Thru Parallel to 1/0 Stranded Vertical Thru; Uses WM-250 shots & L-160 handles; (M-7287)	EA	5.00
GPR-182Q	Cadweld Mold; 3/4" Copper Clad Ground Rod Vertical Thru Parallel to 4/0 Stranded Vertical Thru; Uses WM-250 shots & L-160 handles; (M-5784)	EA	6.00
GPR-332Q	Cadweld Mold; 3/4" Steel Ground Rod Vertical Thru Parallel to 4/0 Stranded Vertical Thru; Uses WM-250 shots & L-160 handles; (M-5784-N)	EA	N/A

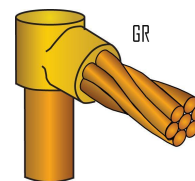


Item# GPR-181H

## Cadweld Molds - Type GR (GC-EXO-MOLD-GR)

allG offers exothermic molds that are available in both Cadweld and Thermoweld. Other sizes are available upon request.

Item #	Description	Unit	Wt (lb)
GRT-161H	Cadweld Mold; #6 Stranded Horizontal Tap to Top of Vertical 5/8" Copper Clad Ground Rod; Uses WM-32 shots; Handles included; (M-8414)	EA	5.00
GRC-161T	Cadweld Mold; #2 Solid Horizontal Tap to Top of Vertical 5/8" Copper Clad Ground Rod; Uses WM-65 shots & L-160 handles; (M-503-S)	EA	5.00
GRC-162C	Cadweld Mold; 1/0 Stranded Horizontal Tap to Top of Vertical 5/8" Copper Clad Ground Rod; Uses WM-90 shots & L-160 handles; (M-505)	EA	5.00
GRC-162G	DISCONTINUED Cadweld Mold; 2/0 Stranded Horizontal Tap to Top of Vertical 5/8" Copper Clad Ground Rod; Uses WM-90 shots & L-160 handles; (M-506)	EA	5.00
GRC-162Q	Cadweld Mold; 4/0 Stranded Horizontal Tap to Top of Vert 5/8" Copper Clad Ground Rod; Uses WM-90 shots & L-160 handles; (M-508)	EA	5.00
GRC-168C	Cadweld Mold; 29/32 Lightning Protection Conductor Horizontal Tap to Top of 5/8" Copper Clad Ground Rod; Uses WM-115 shots & L-160 handles; (M-5073)	EA	5.00
GRC-169C	Cadweld Mold; 7/#7 Copperweld Conductor Horizontal Tap to Top of Vertical 5/8" Copper Clad Ground Rod; Uses WM-90 shots & L-160 handles; (M-9166)	EA	5.00
GRC-181H	Cadweld Mold; #6 Stranded Horizontal Tap to Top of Vertical 3/4" Copper Clad Ground Rod; Uses WM-90 shots & L-160 handles; (M-5878)	EA	N/A
GRC-181L	Cadweld Mold; #4 Stranded Horizontal Tap to Top of Vertical 3/4" Copper Clad Ground Rod; Uses WM-90 shots & L-160 handles; (M-5593)	EA	5.00
GRC-181V	Cadweld Mold; #2 Stranded Horizontal Tap to Top of Vertical 3/4" Copper Clad Ground Rod; Uses WM-90 shots & L-160 handles; (M-5781)	EA	5.00
GRC-181T	Cadweld Mold; #2 Solid Horizontal Tap to Top of Vertical 3/4" Copper Clad Ground Rod; Uses WM-90 shots & L-160 handles; (M-5781-S)	EA	5.00
GRC-182Q	Cadweld Mold; 4/0 Stranded Horizontal Tap to Top of Vertical 3/4" Copper Clad Ground Rod; Uses WM-90 shots & L-160 handles; (M-518)	EA	5.00
GRC-188C	Cadweld Mold; 129/132 Lightning Protection Conductor Horizontal Tap to Top of Vertical 3/4" Copper Clad Ground Rod; Uses WM-115 shots & L-160 handles; (M-5085)	EA	5.00
GRT-161G	Cadweld Mold; #6-#8 Solid or #8 Stranded Horizontal Tap to Top of Vertical 5/8" Copper Clad Ground Rod; Uses WM-32 shots; Handles included; (M-8412)	EA	3.00
GRT-181G	Cadweld Mold; #6-#8 Solid or #8 Stranded Horizontal Tap to Top of Vertical 3/4" Copper Clad Ground Rod; Uses WM-32 shots; Handles included; (M-8421)	EA	3.00
GRT-181H	Cadweld Mold; #6 Stranded Horizontal Tap to Top of Vertical 3/4" Copper Clad Ground Rod; Uses WM-32 shots; Handles included; (M-8422)	EA	3.00

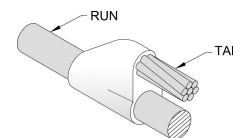


Item# GRC-161T

## Cadweld Molds - Type GS (GC-EXO-MOLD-GS)

allG offers Exothermic Molds that are available in both Cadweld and Thermoweld. Other sizes are available upon request.

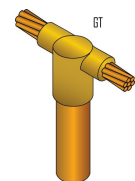
Item #	Description	Unit	Wt (lb)
GSC-162G	Cadweld Mold; 2/0 Stranded Horizontal Tap Parallel to 5/8" Horizontal Thru Copper Clad Ground Rod; Uses WM-150 shots & L-160 handles; (N/A)	EA	5.00



Item# GSC-024

## Cadweld Molds - Type GT (GC-EXO-MOLD-GT)

allG offers exothermic molds that are available in both Cadweld and Thermoweld. Other sizes are available upon request.



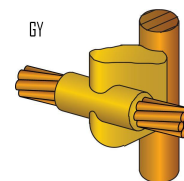
Item# GTT-161G

Item #	Description	Unit	Wt (lb)
GTT-14A1G	Cadweld Mold; #6 Solid Horizontal Thru Top of Vertical 1/2" Steel Ground Rod; Uses WM-32 shots; Handles included; (M-8434-S)	EA	N/A
GTT-161G	Cadweld Mold; #6 Solid Horizontal Thru Top of Vertical 5/8" Copper Clad Ground Rod; Uses WM-32 shots; Handles included; (M-8441-S)	EA	3.00
GTC-161H	Cadweld Mold; Vertical 5/8" Copper Clad Ground Rod to #6 Stranded Horizontal Thru Top; Uses WM-90 shots & L-160 handles; (N/A)	EA	N/A
GTC-161L	DISCONTINUED Cadweld Mold; Vertical 5/8" Copper Clad Ground Rod to #4 Stranded Horizontal Thru Top; Uses WM-90 shots & L-160 handles; (M-5915)	EA	5.00
GTC-161V	Cadweld Mold; Vertical 5/8" Copper Clad Ground Rod to #2 Stranded Horizontal Thru Top; Uses WM-90 shots & L-160 handles; (M-545)	EA	5.00
GTC-161T	Cadweld Mold; Vertical 5/8" Copper Clad Ground Rod to #2 Solid Horizontal Thru Top; Uses WM-90 shots & L-160 handles; (GTU-58-2S or M-545-S)	EA	5.00
GTC-162C	Cadweld Mold; Vertical 5/8" Copper Clad Ground Rod to 1/0 Stranded Horizontal Thru Top ; Uses WM-90 shots & L-160 handles; (M-547)	EA	5.00
GTC-162G	Cadweld Mold; Vertical 5/8" Copper Clad Ground Rod to 2/0 Stranded Horizontal Thru Top; Uses WM-115 shots & L-160 handles; (GTU-58-20 or M-548)	EA	5.00
GTC-162Q	Cadweld Mold; Vertical 5/8" Copper Clad Ground Rod to 4/0 Stranded Horizontal Thru Top; Uses WM-115 shots & L-160 handles; (GTU-58-40 or M-550)	EA	5.00
GTC-168N	Cadweld Mold; Vertical 5/8" Copper Clad Ground Rod to 28/16 Lightning Protection Conductor Horizontal Thru Top; Uses WM-90 shots & L-160 handles; (M-11481)	EA	N/A
GTC-168C	Cadweld Mold; Vertical 5/8" Copper Clad Ground Rod to 29/32 Lightning Conductor Horizontal Thru Top; Uses WM-150 shots & L-160 handles; (M-5099)	EA	5.00
GTC-181H	Cadweld Mold; Vertical 3/4" Copper Clad Ground Rod to #6 Stranded Horizontal Thru Top; Uses WM-90 shots & L-160 handles; (N/A)	EA	3.00
GTC-181G	Cadweld Mold; Vertical 3/4" Copper Clad Ground Rod to #6 Solid Horizontal Thru Top; Uses WM-90 shots & L-160 handles; (N/A)	EA	5.00
GTC-181L	Cadweld Mold; Vertical 3/4" Copper Clad Ground Rod to #4 Stranded Horizontal Thru Top; Uses WM-90 shots & L-160 handles; (M-6201)	EA	N/A
GTC-181V	Cadweld Mold; Vertical 3/4" Copper Clad Ground Rod to #2 Stranded Horizontal Thru Top; Uses WM-90 shots & L-160 handles; (M-556)	EA	5.00
GTC-181T	Cadweld Mold; Vertical 3/4" Copper Clad Ground Rod to #2 Solid Horizontal Thru Top; Uses WM-90 shots & L-160 handles; (M-556-S)	EA	5.00
GTC-182C	Cadweld Mold; Vertical 3/4" Copper Clad Ground Rod to 1/0 Stranded Horizontal Thru Top; Uses WM-115 shots & L-160 handles; (M-558)	EA	5.00
GTC-182G	Cadweld Mold; Vertical 3/4" Copper Clad Ground Rod to 2/0 Stranded Horizontal Thru Top; Uses WM-115 shots & L-160 handles; (M-559)	EA	5.00
GTC-182L	Cadweld Mold; Vertical 3/4" Copper Clad Ground Rod to 3/0 Stranded Horizontal Thru Top; Uses WM-115 shots & L-160 handles; (M-560)	EA	5.00
GTC-182LW	Cadweld Mold; Vertical 3/4" Copper Clad Ground Rod to 3/0 Stranded Horizontal Thru Top with Wear Plates; Uses WM-115 shots & L-160 handles; (N/A)	EA	N/A
GTC-182Q	Cadweld Mold; Vertical 3/4" Copper Clad Ground Rod to 4/0 Stranded Horizontal Thru Top; Uses WM-115 shots & L-160 handles; (GTU-34-40 or M-561)	EA	5.00
GTC-182QW	Cadweld Mold; Vertical 3/4" Copper Clad Ground Rod to 4/0 Stranded Horizontal Thru Top with Wear Plates; Uses WM-115 shots & L-160 handles; (N/A)	EA	6.50
GTC-332Q	Cadweld Mold; Vertical Full 3/4" Steel Ground Rod to 4/0 Stranded Horizontal Thru Top; Uses WM-115 shots & L-160 handles; (GTU-34F-40 or M-561-N)	EA	5.00
GTC-182V	Cadweld Mold; Vertical 3/4" Copper Clad Ground Rod to 250 MCM Stranded Horizontal Thru Top; Uses WM-115 shots & L-160 handles; (M-562)	EA	5.00
GTC-332V	DISCONTINUED Cadweld Mold; Vertical Full 3/4" Steel Ground Rod to 250 MCM Horizontal Thru Top; Uses WM-150 shots & L-160 handles; (M-562-N)	EA	N/A
GTC-183Q	Cadweld Mold; Vertical 3/4" Copper Clad Ground Rod to 500 MCM Horizontal Thru Top; Uses WM-250 shots & L-160 handles; (M-566)	EA	5.00
GTC-188N	Cadweld Mold; Vertical 3/4" Copper Clad Ground Rod to 28/16 Lightning Protection Conductor Horizontal Thru Top; Uses WM-115 shots & L-160 handles; (M-5106)	EA	N/A
GTC-188C	Cadweld Mold; Vertical 3/4" Copper Clad Ground Rod to 29/32 Lightning Protection Conductor Horizontal Thru Top; Uses WM-150 shots & L-160 handles; (M-5105)	EA	5.00
GTP-181H	Cadweld Mold; #6 Stranded Horizontal Thru Top of Vertical 3/4" Copper Clad Ground Rod; Uses WM-45 shots; Handles included; (M-8452)	EA	3.00
GTP-181G	Cadweld Mold; #6 Solid Horizontal Thru Top of Vertical 3/4" Copper Clad Ground Rod; Uses WM-45 shots; Handles included; (M-8452-S)	EA	3.00
GTP-181K	Cadweld Mold; #4 Solid Horizontal Thru Top of Vertical 3/4" Copper Clad Ground Rod; Uses WM-65 shots; Handles included; (M-8454-S)	EA	3.00
GTP-331H	Cadweld Mold; #6 Stranded Horizontal Thru Top of Vertical 3/4" Full Size Steel Ground Rod; Uses WM-45 shots; Handles included; (M-8452-N)	EA	N/A
GTP-331G	DISCONTINUED Cadweld Mold; #6 Solid Horizontal Thru Top of Vertical 3/4" Full Size Steel Ground Rod; Uses WM-45 shots; Handles included; (M-8452-NS)	EA	N/A

## Cadweld Molds - Type GY (GC-EXO-MOLD-GY)

allG offers exothermic molds that are available in both Cadweld and Thermoweld. Other sizes are available upon request.

Item #	Description	Unit	Wt (lb)
GYP-16005M	#4 Stranded or Solid Horizontal Thru to Side 5/8" Vertical Ground Rod Cadweld Mold Only; Uses WM-65 shots & B-399-ES handle; (M-5729 or M-5729-S)	EA	5.00
GYP-16006M	Cadweld Mold; Vertical 5/8" Ground Rod to #2 Solid or Stranded Horizontal Thru Side (Mold Only); Uses WM-65 shots & B-399-ES handle; (M-5730 or M-5730-S)	EA	3.00
GYP-18009M	Cadweld Mold; Vertical 3/4" Ground Rod to #2 Solid or Stranded Horizontal Thru Side (Mold Only); Uses WM-65 shots & B-399-ES handle; (M-5847)	EA	3.00
GYR-181H	Cadweld Mold; Vertical 3/4" Copper Clad Ground Rod to #6 Stranded Horizontal Thru Side; Uses WM-90 shots & L-160 handles; Requires B-112 adapter sleeve; (N/A)	EA	4.00
GYE-161V	Cadweld Mold; Vertical 5/8" Threaded Copper Clad Ground Rod to #2 Stranded Horizontal Thru Side; Uses WM-90 shots & L-160 handles; (M-2158-T)	EA	N/A
GYE-161T	Cadweld Mold; Vertical 5/8" Copper Clad Ground Rod to #2 Solid Horizontal Thru Side; Uses WM-90 shots & L-160 handles; (N/A)	EA	N/A
GYE-162C	Cadweld Mold; Vertical 5/8" Copper Clad Ground Rod to 1/0 Stranded Horizontal Thru Side; Uses WM-115 shots & L-160 handles; (N/A)	EA	N/A
GYE-162G	Cadweld Mold; Vertical 5/8" Copper Clad Ground Rod to 2/0 Stranded Horizontal Thru Side; Uses WM-115 shots & L-160 handles; (M-1587)	EA	7.00
GYE-162Q	Cadweld Mold; Vertical 5/8" Copper Clad Ground Rod to 4/0 Stranded Horizontal Thru Side; Uses WM-150 shots & L-160 handles; (M-1588)	EA	7.00
GYE-168C	Cadweld Mold; Vertical 5/8" Copper Clad Ground Rod to 29/17 & 32/17 Lightning Protection Conductor Horizontal Thru Side; Uses WM-150 shots & L-160 handles; (M-5118)	EA	7.00
GYE-168D	Cadweld Mold; Vertical 5/8" Copper Clad Ground Rod to 28/505 Lightning Protection Conductor Horizontal Thru Side; Uses WM-150 shots & L-160 handles; (M-5115)	EA	6.65
GYE-181L	Cadweld Mold; Vertical 3/4" Copper Clad Ground Rod to #4 Stranded Horizontal Thru Side; Uses WM-90 shots & L-160 handles; (M-2160)	EA	N/A
GYE-181K	Cadweld Mold; Vertical 3/4" Copper Clad Ground Rod to #4 Solid Horizontal Thru Side; Uses WM-90 shots & L-160 handles; (M-2160-S)	EA	5.00
GYE-181T	Cadweld Mold; Vertical 3/4" Copper Clad Ground Rod to #2 Solid Horizontal Thru Side; Uses WM-90 shots & L-160 handles; (M-5847-S)	EA	7.00
GYE-182C	Cadweld Mold; Vertical 3/4" Copper Clad Ground Rod to 1/0 Stranded Horizontal Thru Side; Uses WM-115 shots & L-160 handles; (M-1594)	EA	7.00
GYE-182G	Cadweld Mold; Vertical 3/4" Copper Clad Ground Rod to 2/0 Stranded Horizontal Thru Side; Uses WM-115 shots & L-160 handles; (M-1595)	EA	7.00
GYE-182GW	Cadweld Mold; Vertical 3/4" Copper Clad Ground Rod to 2/0 Stranded Horizontal Thru Side with Wear Plates; Uses WM-115 shots & L-160 handles; Uses WM-115 shots & L-160 handles; (N/A)	EA	7.00
GYE-182L	Cadweld Mold; Vertical 3/4" Copper Clad Ground Rod to 3/0 Stranded Horizontal Thru Side; Uses WM-150 shots & L-160 handles; (M-6608)	EA	7.00
GYE-182Q	Cadweld Mold; Vertical 3/4" Copper Clad Ground Rod to 4/0 Stranded Horizontal Thru Side; Uses WM-150 shots & L-160 handles; (M-1596)	EA	7.00
GYE-182QW	Cadweld Mold; Vertical 3/4" Copper Clad Ground Rod to 4/0 Stranded Horizontal Thru Side with Wear Plates; Uses WM-150 shots & L-160 handles; (N/A)	EA	7.00
GYE-188N	Cadweld Mold; Vertical 3/4" Copper Clad Ground Rod to 28/16 Lightning Protection Conductor Horizontal Thru Side; Uses WM-115 shots & L-160 handles; (M-5125)	EA	N/A
GYE-332C	Cadweld Mold; Vertical 3/4" Steel Ground Rod to 1/0 Stranded Horizontal Thru Side; Uses WM-115 shots & L-160 handles; (M-1594-N)	EA	N/A
GYE-332G	Cadweld Mold; Vertical 3/4" Steel Ground Rod to 2/0 Stranded Horizontal Thru Side; Uses WM-115 shots & L-160 handles; (M-1595-N)	EA	8.00
GYE-332Q	Cadweld Mold; Vertical 3/4" Steel Ground Rod to 4/0 Stranded Horizontal Thru Side; Uses WM-150 shots & L-160 handles; (N/A)	EA	N/A
GYE-372Q	Cadweld Mold; Vertical 1" Steel Ground Rod to 4/0 Stranded Horizontal Thru Side; Uses WM-150 shots & L-160 handles; (N/A)	EA	7.00
GYJ-183Q	Cadweld Mold; Vertical 3/4" Copper Clad Ground Rod to 500 MCM Horizontal Thru Side; Uses WM-500 shots & L-159 handles; (M-1601)	EA	16.00

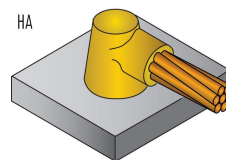


Item# GYE-161T

## Cadweld Molds - Type HA (GC-EXO-MOLD-HA)

allG offers exothermic molds that are available in both Cadweld and Thermoweld. Other sizes are available upon request.

Item #	Description	Unit	Wt (lb)
HAA-1H	DISCONTINUED Cadweld Mold; #6 Stranded Horizontal Dead End On Surface to Horizontal Steel; Uses WM-45 shots; Handles included; (M-628)	EA	3.00
HAA-1G	Cadweld Mold; #6 Solid Horizontal Dead End On Surface to Horizontal Steel; Uses WM-45 shots; Handles included; (M-628-S)	EA	N/A
HAA-1H-350C	Cadweld Mold; #6 Stranded Horizontal Dead End On Surface to Horizontal 3" thru 4" Diameter Steel Pipe; Uses WM-45 shots; Handles included; (N/A)	EA	3.00
HAA-1L	Cadweld Mold; #4 Stranded Horizontal Dead End On Surface to Horizontal Steel; Uses WM-45 shots; Handles included; (M-629)	EA	5.00
HAA-1V	Cadweld Mold; #2 Stranded Horizontal Dead End On Surface to Horizontal Steel; Uses WM-45 shots; Handles included; (M-630)	EA	3.00
HAA-1V-162C	DISCONTINUED Cadweld Mold; #2 Stranded Horizontal Dead End On Surface to Horizontal 1-1/4" thru 2" Steel Pipe; Uses WM-45 shots; Handles included; (M-6016)	EA	3.00
HAA-1T	Cadweld Mold; #2 Solid Horizontal Dead End On Surface to Horizontal Steel; Uses WM-45 shots; Handles included; (M-630-S)	EA	3.00
HAA-1T-162C	Cadweld Mold; #2 Solid Horizontal Dead End On Surface to Horizontal 1-1/4" thru 2" Steel Pipe; Uses WM-45 shots; Handles included; (M-6016-S)	EA	N/A
HAA-1V-7C	Cadweld Mold; #2 Stranded Horizontal Dead End On Surface to Horizontal 6" thru 8" OD Steel Pipe; Uses WM-45 shots; Handles included; (M-2514)	EA	5.00
HAA-1Y	Cadweld Mold; ALT #2825-CC5A05 Horizontal Dead End On Surface to Horizontal Steel; Uses WM-65 shots; Handles included; (N/A)	EA	5.00
HAA-8N	Cadweld Mold; 28/16 Lightning Protection Conductor Horizontal Dead End on Surface to Horizontal Flat Steel; Uses WM-65 shots; Handles included; (M-11480)	EA	N/A
HAC-1H013	Cadweld Mold; #6 Stranded Horizontal Dead End to 26 Ga x 2" Wide Copper Strip SRG Connection; Uses WM-25 shots & L-160 handles; (M-2763)	EA	N/A
HAH-2Q-350C	Cadweld Mold; 4/0 Stranded Horizontal Dead End On Surface to 3" thru 4" Horizontal Steel Pipe; Uses WM-115 shots; Includes handles; (M-9236)	EA	8.00
HAH-2Q8C	Cadweld Mold; 4/0 Stranded Horizontal Dead End On Surface to 6" thru 10" Horizontal Steel Pipe; Uses WM-115 shots; Includes handles; (M-9237)	EA	N/A
XLHAC-1H013	Smokeless Cadweld Mold; #6 Stranded Horizontal Tap to 26 Ga x 2" or Wider Copper Strip; Uses XL-25 shots & XLL-160 handles; (LE-2763)	EA	N/A
XLHAC-1V012	Smokeless Cadweld Mold; #2 Stranded Horizontal Tap to Horizontal 26 Ga x 1-1/2" & Wider Copper Strip; Uses XL-32 shots & XLL-160 handles; (LE-6254)	EA	4.75

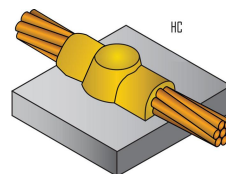


Item# HAA-1H

## Cadweld Molds - Type HC (GC-EXO-MOLD-HC)

allG offers exothermic molds that are available in both Cadweld and Thermoweld. Other sizes are available upon request.

Item #	Description	Unit	Wt (lb)
HCA-1V	Cadweld Mold; #2 Stranded Horizontal Thru to Horizontal Flat Steel (Cable on Surface); Uses WM-45 shots; Includes frame & handles; (M-604)	EA	3.00
HCA-1T	Cadweld Mold; #2 Solid Horizontal Thru to Horizontal Flat Steel (Cable on Surface); Uses WM-45 shots; Includes frame & handles; (M-604-S)	EA	3.00

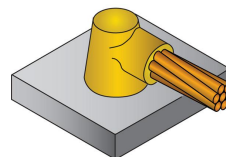


Item# HCA-1H

## Cadweld Molds - Type HS (GC-EXO-MOLD-HS)

allG offers exothermic molds that are available in both Cadweld and Thermoweld. Other sizes are available upon request.

Item #	Description	Unit	Wt (lb)
HSC-2C	Cadweld Mold; 1/0 Stranded Dead End (Cable Off Surface) to Horizontal Flat Steel; Uses WM-90 shots & L-160 handles; (M-644)	EA	5.00
HSC-2G	Cadweld Mold; 2/0 Stranded Dead End (Cable Off Surface) to Horizontal Flat Steel; Uses WM-90 shots & L-160 handles; (M-645)	EA	5.00
HSC-2L	Cadweld Mold; 3/0 Stranded Dead End (Cable Off Surface) to Horizontal Flat Steel; Uses WM-115 shots & L-160 handles; (M-646)	EA	N/A
HSC-2LW	Cadweld Mold; 3/0 Stranded Dead End (Cable Off Surface) to Horizontal Flat Steel with Wear Plates; Uses WM-115 shots & L-160 handles; (M-646W)	EA	5.25
HSC-2Q	Cadweld Mold; 4/0 Stranded Dead End (Cable Off Surface) to Horizontal Flat Steel; Uses WM-115 shots & L-160 handles; (M-647)	EA	5.00
HSC-2V	Cadweld Mold; 250 MCM Dead End (Cable Off Surface) to Horizontal Flat Steel; Uses WM-115 shots & L-160 handles; (M-648)	EA	N/A
HSC-8C	Cadweld Mold; 29/32 Lightning Conductor Horizontal Dead End (Cable Off Surface) to Horizontal Flat Steel; Uses WM-115 shots & L-160 handle; (M-10900)	EA	N/A

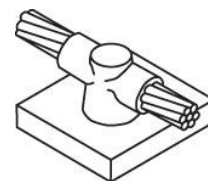


Item# HSC-2G

### Cadweld Molds - Type HT (GC-EXO-MOLD-HT)

allG offers exothermic molds that are available in both Cadweld and Thermoweld. Other sizes are available upon request.

Item #	Description	Unit	Wt (lb)
HTC-2Q	Cadweld Mold; 4/0 Stranded Horizontal Thru to Horizontal Flat Steel (Cable Off Surface); Uses WM-150 shots & L-160 handles; (M-619)	EA	5.00
HTC-8D	Cadweld Mold; 28/505 Lightning Protection Conductor Horizontal Thru to Horizontal Flat Steel (Cable Off Surface); Uses WM-150 shots & L-160 handles; (N/A)	EA	N/A

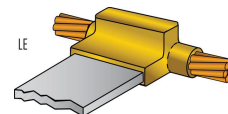


Item# HTC-2G

### Cadweld Molds - Type LE (GC-EXO-MOLD-LE)

allG offers exothermic molds that are available in both Cadweld and Thermoweld. Other sizes are available upon request.

Item #	Description	Unit	Wt (lb)
LEC-2Q009	Cadweld Mold; 4/0 Stranded Horizontal Thru to Horizontal Tap 20 Ga Copper Strip; Uses WM-90 shots & L-160 handles; (M-6631)	EA	5.00
LEC-8C002	DISCONTINUED Cadweld Mold; 129 Lightning Protection Conductor Horizontal Thru to Horizontal Tap 20 Ga Copper Strip; Uses WM-115 shots & L-160 handles; (N/A)	EA	5.00
LEU-228-20ga	ULTRAWELD Mold; 28/14 (228) Lightning Protection Conductor Horizontal Thru to Horizontal Tap 20 Ga Copper Ground Plate; Uses 90 shots & U-160 handles; PK B; (LEC-8D002)	EA	5.00

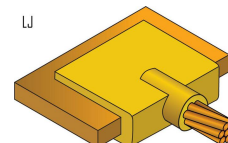


Item# LEC-1T003

### Cadweld Molds - Type LJ (GC-EXO-MOLD-LJ)

allG offers exothermic molds that are available in both Cadweld and Thermoweld. Other sizes are available upon request.

Item #	Description	Unit	Wt (lb)
LJC-EG1G	Cadweld Mold; #6 Solid Horizontal Tap to Horizontal 1/4" x 1-1/2" & Wider Copper Bus Bar; Uses WM-65 shots & L-160 handles; (M-8054-S)	EA	5.00
LJC-CE1T	Cadweld Mold; #2 Solid Horizontal Tap to Horizontal 1/8" x 1" & Wider Copper Bus Bar; Uses WM-45 shots & L-160 handles; (M-10046)	EA	N/A
LJC-EG1V	Cadweld Mold; #2 Stranded Horizontal Tap to Horizontal 1/4" x 1- 1/2" & Wider Copper Bus Bar; Uses WM-65 shots & L-160 handles; (M-5415)	EA	5.00
LJC-EG1T	Cadweld Mold; #2 Solid Horizontal Tap to Horizontal 1/4" x 1-1/2" & Wider Copper Bus Bar; Uses WM-65 shots & L-160 handles; (M-5415-S)	EA	5.00
LJC-CE2C	DISCONTINUED Cadweld Mold; 1/0 Stranded Horizontal Tap to Horizontal 1/8" x 1" & Wider Copper Bus Bar; Uses WM-90 shots & L-160 handles; (M-7012)	EA	N/A
LJC-EG2C	DISCONTINUED Cadweld Mold; 1/0 Stranded Horizontal Tap to Horizontal 1/4" x 1-1/2" & Wider Copper Bus Bar; Uses WM-90 shots & L-160 handles; (M-1651)	EA	N/A
LJC-EG2G	Cadweld Mold; 2/0 Stranded Horizontal Tap to Horizontal 1/4" x 1-1/2" & Wider Copper Bus Bar; Uses WM-90 shots & L-160 handles; (M-1652)	EA	5.00
LJC-EG2L	Cadweld Mold; 3/0 Stranded Horizontal Tap to Horizontal 1/4" x 1-1/2" & Wider Copper Bus Bar; Uses WM-90 shots & L-160 handles; (M-1653)	EA	N/A
LJC-EG2Q	Cadweld Mold; 4/0 Stranded Horizontal Tap to Horizontal 1/4" x 1-1/2" & Wider Copper Bus Bar; Uses WM-90 shots & L-160 handles; (M-1654)	EA	5.00
LJC-2V001	Cadweld Mold; 250 MCM Horizontal Tap to Horizontal 20 Ga Copper Plate; Uses WM-115 shots & L-160 handles; (N/A)	EA	5.00
LJC-EG2V	Cadweld Mold; 250 MCM Horizontal Tap to Horizontal 1/4" x 1-1/2" & Wider Copper Bus Bar; Uses WM-115 shots & L-160 handles; (M-1655)	EA	N/A

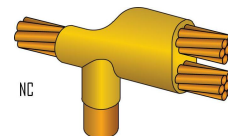


Item# LJC-CG1H

### Cadweld Molds - Type NC (GC-EXO-MOLD-NC)

allG offers exothermic molds that are available in both Cadweld and Thermoweld. Other sizes are available upon request.

Item #	Description	Unit	Wt (lb)
NCR-161T	Cadweld Mold; #2 Solid Horizontal Parallel Run & Tap to Top of Vertical 5/8" Copper Clad Ground Rod; Uses WM-115 shots & L-160 handles; (M-5395-S)	EA	5.00
NCR-182C	Cadweld Mold; 1/0 Stranded Horizontal Parallel Run & Tap to Top of 3/4" Copper Clad Ground Rod; Uses WM-150 shots & L-160 handles; (M-6025)	EA	5.00
NCR-182Q	DISCONTINUED Cadweld Mold; 4/0 Stranded Horizontal Parallel Run & Tap to Top of 3/4" Copper Clad Ground Rod; Uses WM-250 shots & L-160 handles; (M-2566)	EA	5.00
NCR-182V	Cadweld Mold; 250 MCM Horizontal Parallel Run & Tap to Top of 3/4" Copper Clad Ground Rod; Uses WM-250 shots & L-159 handles; (M-5904)	EA	8.00

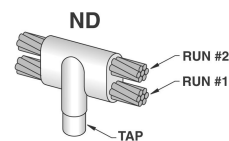


Item# NCR-161T

## Cadweld Molds - Type ND (GC-EXO-MOLD-ND)

allG offers exothermic molds that are available in both Cadweld and Thermoweld. Other sizes are available upon request.

Item #	Description	Unit	Wt (lb)
NDR-161T	Cadweld Mold; #2 Solid (2 wires) Horizontal Parallel Thru Top of 5/8" Copper Clad Ground Rod; Uses WM-150 shots & L-160 handles; (M-5702-S)	EA	5.00
NDR-181T	Cadweld Mold; #2 Solid (2 wires) Thru Top of 3/4" Copper Clad Ground Rod; Uses WM-150 shots & L160 handles; (M-2320-S)	EA	5.00

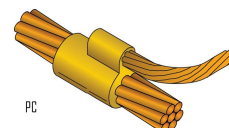


Item# NDR-161T

## Cadweld Molds - Type PC (GC-EXO-MOLD-PC)

allG offers exothermic molds that are available in both Cadweld and Thermoweld. Other sizes are available upon request.

Item #	Description	Unit	Wt (lb)
PCC-1H1H	Cadweld Mold; #6 Stranded to #6 Stranded Horizontal Parallel Tap; Uses WM-25 shots & L-160 handles; (M-1271)	EA	5.00
PCC-1V1H	Cadweld Mold; #2 Stranded Horizontal Thru Stacked Parallel to #6 Stranded Horizontal Tap; Uses WM-32 shots & L-160 handles; (M-1278)	EA	N/A
PCC-1T1T	DISCONTINUED Cadweld Mold; #2 Solid to #2 Solid Horizontal Parallel Tap; Uses WM-65 shots & L-160 handles; (M-1276-S)	EA	5.00
PCC-2G1T	Cadweld Mold; 2/0 Stranded to #2 Solid Horizontal Parallel Tap; Uses WM-90 shots & L-160 handles; (M-6724)	EA	5.00
PCC-2G2G	Cadweld Mold; 2/0 Stranded to 2/0 Stranded Horizontal Parallel Tap; Uses WM-115 shots & L-160 handles; (M-1294)	EA	N/A
PCC-2Q1G	DISCONTINUED Cadweld Mold; 4/0 Stranded to #6 Solid Horizontal Parallel Tap; Uses WM-90 shots & L-160 handles; (M-1309)	EA	5.00
PCC-2Q1V	DISCONTINUED Cadweld Mold; 4/0 Stranded to #2 Stranded Horizontal Parallel Tap; Uses WM-115 shots & L-160 handles; (M-1306)	EA	5.00
PCC-2Q2Q	Cadweld Mold; 4/0 Stranded to 4/0 Stranded Horizontal Parallel Tap; Uses WM-150 shots & L-160 handles; (M-1302)	EA	5.00
PCC-3Q3Q	Cadweld Mold; 500 MCM to 500 MCM Horizontal Parallel Tap; Uses (2) WM-150 shots & L-160 handles; (N/A)	EA	N/A

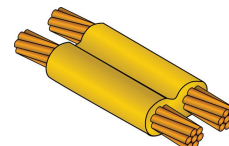


Item# PCC-1H1H

## Cadweld Molds - Type PG (GC-EXO-MOLD-PG)

allG offers exothermic molds that are available in both Cadweld and Thermoweld. Other sizes are available upon request.

Item #	Description	Unit	Wt (lb)
PGT-1D1D	Cadweld Mold; #8 Solid Horizontal Thru Parallel to #8 Solid Horizontal Thru; Uses WM-15 shots; Handles included; (N/A)	EA	N/A
PGT-1H1H	DISCONTINUED Cadweld Mold; #6 Stranded Horizontal Thru Parallel to #6 Stranded Horizontal Thru; Uses WM-25 shots; Handles included; (M-5618)	EA	3.00
PGT-1G1G	Cadweld Mold; #6 Solid Horizontal Thru Parallel to #6 Solid Horizontal Thru; Uses WM-25 shots; Handles included; (M-5618-S)	EA	3.00

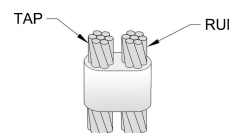


Item# PGT-1G1G

## Cadweld Molds - Type PH (GC-EXO-MOLD-PH)

allG offers exothermic molds that are available in both Cadweld and Thermoweld. Other sizes are available upon request.

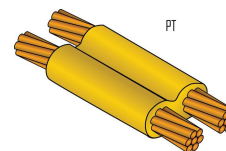
Item #	Description	Unit	Wt (lb)
PHR-1V1V	Cadweld Mold; #2 Stranded Vertical Thru Parallel to #2 Stranded Vertical Thru; Uses WM-115 shots & L-160 handles; (N/A)	EA	5.50
PHR-1T1T	Cadweld Mold; #2 Solid Vertical Thru Parallel to #2 Solid Vertical Thru; Uses WM-115 shots & L-160 handles; (M-7304-S)	EA	6.00
PHR-2C2C	Cadweld Mold; 1/0 Stranded Vertical Thru Parallel to 1/0 Stranded Vertical Thru; Uses WM-150 shots & L-160 handles; (M-0005)	EA	5.00
PHR-2L2L	Cadweld Mold; 3/0 Stranded Vertical Thru Parallel to 3/0 Stranded Vertical Thru; Uses WM-250 shots & L-160 handles; (M-8899)	EA	N/A
PHJ-2Q2Q	DISCONTINUED Cadweld Mold; 4/0 Stranded Vertical Thru Parallel to 4/0 Stranded Vertical Thru; Uses (2) WM-200 shots & L-159 handles; (M-6596)	EA	12.00
PHJ-8K8K	Cadweld Mold; 507 Lightning Protection Conductor Vertical Thru Parallel to 507 Lightning Protection Conductor Vertical Thru; Uses (2) WM-200 shots & L-159 handles; (N/A)	EA	N/A



Item# PHR-1T1T

## Cadweld Molds - Type PT (GC-EXO-MOLD-PT)

allG offers exothermic molds that are available in both Cadweld and Thermoweld. Other sizes are available upon request.



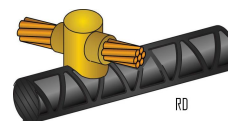
Item# PTC-1G2G

Item #	Description	Unit	Wt (lb)
PTC-1H1H	Cadweld Mold; #6 Stranded Horizontal Thru Parallel to #6 Stranded Horizontal Thru; Uses WM-32 shots & L-160 handles; (M-5965)	EA	N/A
PTC-1G1G	Cadweld Mold; #6 Solid Horizontal Thru Parallel to #6 Solid Horizontal Thru; Uses WM-32 shots & L-160 handles; (M-5965-S)	EA	5.00
DISCPTC-1G2G	DISCONTINUED Cadweld Mold; #6 Solid Horizontal Thru Parallel to 2/0 Stranded Horizontal Thru; Uses WM-65 shots & L-160 handles; (M-6214)	EA	5.00
PTC-1L1L	DISCONTINUED Cadweld Mold; #4 Stranded Horizontal Thru Parallel to #4 Stranded Horizontal Thru; Uses WM-32 shots & L-160 handles; (M-1311)	EA	5.00
PTC-1V1V	Cadweld Mold; #2 Stranded Horizontal Thru Parallel to #2 Stranded Horizontal Thru; Uses WM-65 shots & L-160 handles; (M-1313)	EA	5.00
PTC-1T1H	Cadweld Mold; #2 Solid Horizontal Thru Parallel to #6 Str Horizontal Thru; Uses WM-45 shots & L-160 handles; (M-5989)	EA	5.00
PTC-1T1T	Cadweld Mold; #2 Solid Horizontal Thru Parallel to #2 Solid Horizontal Thru; Uses WM-65 shots & L-160 handles; (M-1313-S)	EA	5.00
PTC-2C1T	Cadweld Mold; 1/0 Stranded Horizontal Thru Parallel to #2 Solid Horizontal Thru; Uses WM-65 shots & L-160 handles; (M-6044)	EA	5.00
PTC-2C2C	Cadweld Mold; 1/0 Stranded Horizontal Thru Parallel to 1/0 Stranded Horizontal Thru; Uses WM-90 shots & L-160 handles; (M-1318)	EA	5.00
PTC-2G1T	Cadweld Mold; 2/0 Stranded Horizontal Thru Parallel to #2 Solid Horizontal Thru; Uses WM-90 shots & L-160 handles; (M-8289)	EA	5.00
PTC-2G1V	Cadweld Mold; 2/0 Stranded Horizontal Thru Parallel to #2 Stranded Horizontal Thru; Uses WM-90 shots & L-160 handles; (M-1325)	EA	5.00
PTC-2G2G	Cadweld Mold; 2/0 Stranded Horizontal Thru Parallel to 2/0 Stranded Horizontal Thru; Uses WM-115 shots & L-160 handles; (M-1322)	EA	5.00
PTC-2G8C	Cadweld Mold; 2/0 Stranded Horizontal Thru Parallel to 129 Lightning Protection Conductor Horizontal Thru; Uses WM-150 shots & L-160 handles; (N/A)	EA	5.50
PTC-2G8D	Cadweld Mold; 2/0 Stranded Horizontal Thru Parallel to 228 Lightning Protection Conductor Horizontal Thru; Uses WM-150 shots & L-160 handles; (N/A)	EA	5.50
PTC-2L2L	Cadweld Mold; 3/0 Stranded Horizontal Thru Parallel to 3/0 Stranded Horizontal Thru; Uses WM-150 shots & L-160 handles; (M-1326)	EA	5.00
PTC-2Q1V	Cadweld Mold; 4/0 Stranded Horizontal Thru Parallel to #2 Stranded Horizontal Thru; Uses WM-150 shots & L-160 handles; (M-1336)	EA	5.00
PTC-2Q1T	Cadweld Mold; 4/0 Stranded Horizontal Thru Parallel to #2 Solid Horizontal Thru; Uses WM-150 shots & L-160 handles; (M-6805)	EA	5.00
PTC-2Q2C	Cadweld Mold; 4/0 Stranded Horizontal Thru Parallel to 1/0 Stranded Horizontal Thru; Uses WM-150 shots & L-160 handles; (M-1334)	EA	5.00
PTC-2Q2G	Cadweld Mold; 4/0 Stranded Horizontal Thru Parallel to 2/0 Stranded Horizontal Thru; Uses WM-150 shots & L-160 handles; (M-1333)	EA	5.00
PTC-2Q2Q	Cadweld Mold; 4/0 Stranded Horizontal Thru Parallel to 4/0 Stranded Horizontal Thru; Uses WM-200 shots & L-160 handles; (M-1331)	EA	5.00
PTC-2Q2QW	Cadweld Mold; 4/0 Stranded Horizontal Thru Parallel to 4/0 Stranded Horizontal Thru with Wear Plates; Uses WM-200 shots & L-160 handles; (N/A)	EA	5.00
PTC-2Q8C	DISCONTINUED Cadweld Mold; 4/0 Stranded Horizontal Thru Parallel to 29/32 Lightning Protection Conductor Horizontal Thru; Uses WM-150 shots & L-160 handles; (M-1150)	EA	5.00
PTC-2Q8D	Cadweld Mold; 4/0 Stranded Horizontal Thru Parallel to 228 Lightning Protection Conductor Horizontal Thru; Uses WM-150 shots & L-160 handles; (M-2060)	EA	5.00
PTC-2Q8K	Cadweld Mold; 4/0 Stranded Horizontal Thru Parallel to TLP 507 Lightning Protection Conductor Horizontal Thru; Uses WM-200 shots & L-160 handles; (N/A)	EA	5.00
PTC-3Q2Q	Cadweld Mold; 500 MCM Horizontal Thru Parallel to 4/0 Stranded Horizontal Thru; Uses WM-200 shots & L-160 handles; (M-1376)	EA	5.00
PTC-3Q8D	Cadweld Mold; 500 MCM Horizontal Thru Parallel to 28/505 Lightning Protection Conductor Horizontal Thru; Uses (2) WM-150 shots & L-160 handles; (N/A)	EA	N/A
PTC-8C8C	Cadweld Mold; 29/32 Lightning Protection Conductor Horizontal Thru Parallel to 29/32 Lightning Protection Conductor Horizontal Thru; Uses WM-150 shots & L-160 handles; (M-1207)	EA	5.00
PTC-8D8D	Cadweld Mold; 28/505 Lightning Protection Conductor Horizontal Thru Parallel to 28/505 Lightning Protection Conductor Horizontal Thru; Uses WM-200 shots & L-160 handles; (M-2213)	EA	5.00
PTC-8K8K	Cadweld Mold; 507 Lightning Protection Conductor Horizontal Thru Parallel to 507 Lightning Protection Conductor Horizontal Thru; Uses (2) WM-150 shots & L-160 handles; (N/A)	EA	5.00
PTD-3Q3Q	DISCONTINUED Cadweld Mold; 500 MCM Horizontal Thru Parallel to 500 MCM Horizontal Thru; Uses (2) WM-200 shots & L-159 handles; (M-1371)	EA	6.00

## Cadweld Molds - Type RD (GC-EXO-MOLD-RD)

allG offers exothermic molds that are available in both Cadweld and Thermoweld. Other sizes are available upon request.

Item #	Description	Unit	Wt (lb)
RDM-522L	Cadweld Mold; 3/0 Stranded Horizontal Thru to Horizontal #4 Rebar "X"; Includes frame; Uses WM-150 shots & B-141A packing materials; (M-7722)	EA	8.00
RDM-522Q	DISCONTINUED Cadweld Mold; 4/0 Stranded Horizontal Thru to Horizontal #4 Rebar "X"; Includes frame; Uses WM-150 shots & B-141A packing materials; (M-7723)	EA	N/A
RDM-532Q	Cadweld Mold; 4/0 Stranded Horizontal Thru to Horizontal #5 Rebar; Includes frame; Uses WM-150 shots & B-141A packing materials; (RDU-5-40 or M-7731)	EA	5.00

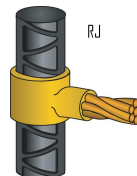


Item# RDC-521T

## Cadweld Molds - Type RJ (GC-EXO-MOLD-RJ)

allG offers exothermic molds that are available in both Cadweld and Thermoweld. Other sizes are available upon request.

Item #	Description	Unit	Wt (lb)
RJC-541L	Cadweld Mold; #4 Stranded Horizontal Tap to Side of #6 Vertical Rebar; Uses 65 shots, L-160 handles, & B-140-A packing material; (M-7909)	EA	5.00
RJC-531T	Cadweld Mold; #2 Solid Horizontal Tap to Side of #5 Vertical Rebar; Uses WM-65 shots, L-160 handles, & B-140-A packing materials; (M-7902-S)	EA	N/A
RJC-542Q	Cadweld Mold; 4/0 Stranded Horizontal Tap to Side of #6 Vertical Rebar; Uses WM-150 shots, L-160 handles, & B-140-A packing materials; (M-7915)	EA	N/A
RJE-592G	Cadweld Mold; 2/0 Stranded Horizontal Tap to Side of #11 Vertical Rebar "T"; Includes frame; Uses WM-150 shots, L-160 handles, & B-144B packing materials; (M-7921)	EA	5.50
RJC-532Q	Cadweld Mold; 4/0 Stranded Horizontal Tap to Side of #5 Vertical Rebar; Uses WM-150 shots, L-160 handles, & B-140-A packing materials; (M-7907)	EA	5.00
RJE-572Q	DISCONTINUED Cadweld Mold; 4/0 Stranded Horizontal Tap to Side of #9 Vertical Rebar "T"; Includes frame; Uses WM-150 shots, L-160 handles, & B-144B packing materials; (M-7923)	EA	N/A
RJE-592Q	Cadweld Mold; 4/0 Stranded Horizontal Tap to Side of #11 Vertical Rebar "T"; Includes frame; Uses WM-150 shots, L-160 handles, & B-144B packing materials; (M-7955)	EA	5.00

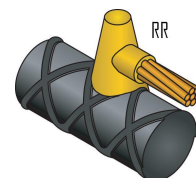


Item# RJC-521H

## Cadweld Molds - Type RR (GC-EXO-MOLD-RR)

allG offers exothermic molds that are available in both Cadweld and Thermoweld. Other sizes are available upon request.

Item #	Description	Unit	Wt (lb)
RRA-561T	Cadweld Mold; Horizontal #8 Rebar to #2 Solid Horizontal Parallel Tap; Uses WM-45 shots & B-143-B packing material; Handles included; (N/A)	EA	N/A
RRA-531H	Cadweld Mold; Horizontal #5 Rebar to #6 Stranded Horizontal Parallel Tap; Uses WM-25 shots & B-143-B packing material; Handles included; (N/A)	EA	N/A
RRA-521T	Cadweld Mold; Horizontal #4 Rebar to #2 Solid Horizontal Parallel Tap; Uses WM-45 shots & B-143-A packing material; Handles included; (M-7510-S)	EA	3.00
RRC-532Q	Cadweld Mold; Horizontal #5 Rebar to 4/0 Stranded Horizontal Parallel Tap; Uses WM-115 shots & L-160 handles; (M-7523)	EA	N/A
RRH-542Q	Cadweld Mold; Horizontal #6 Rebar to 4/0 Stranded Horizontal Parallel Tap; Uses WM-115 shots & B-144-C packing material; Handles included; (M-7531)	EA	N/A
RRH-562Q	Cadweld Mold; Horizontal #8 Rebar to 4/0 Stranded Horizontal Parallel Tap; Uses WM-115 shots & B-144-C packing material; Handles included; (NA)	EA	5.25



Item# RRA-521T

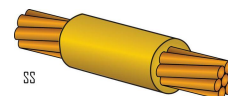
## Cadweld Molds - Type RT (GC-EXO-MOLD-RT)

allG offers exothermic molds that are available in both Cadweld and Thermoweld. Other sizes are available upon request.

Item #	Description	Unit	Wt (lb)
RTH-552G	Cadweld Mold; #7 Rebar Horizontal Thru Stacked Parallel on top of 2/0 Stranded Horizontal Thru; Uses WM-115 shots & B-144-C packing material; Handles included; (N/A)	EA	N/A
RTH-552Q	Cadweld Mold; #7 Rebar Horizontal Thru Stacked Parallel on top of 4/0 Stranded Horizontal Thru; Uses WM-150 shots & B-144-C packing material; Handles included; (N/A)	EA	N/A
RTH-562G	Cadweld Mold; #8 Rebar Horizontal Thru Stacked Parallel on top of 2/0 Stranded Horizontal Thru; Uses WM-115 shots & B-144-C packing material; Handles included; (N/A)	EA	N/A
RTH-572Q	Cadweld Mold; #9 Rebar Horizontal Thru Stacked Parallel on top of 4/0 Stranded Horizontal Thru; Uses WM-150 shots & B-144-C packing material; Handles included; (N/A)	EA	N/A

## Cadweld Molds - Type SS (GC-EXO-MOLD-SS)

allG offers Exothermic Molds that are available in both Cadweld and Thermoweld. Other sizes are available upon request.



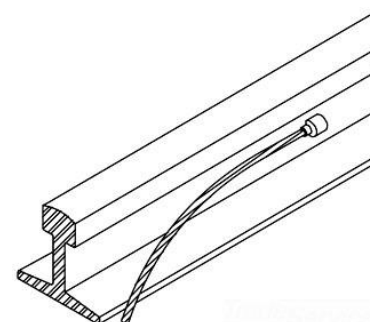
Item# SSC-1G

Item #	Description	Unit	Wt (lb)
SSC-1H	Cadweld Mold; #6 Stranded to #6 Stranded Horizontal Straight Splice; Uses WM-25 shots & L-160 handles; (M-200)	EA	3.00
SSC-1V	Cadweld Mold; #2 Stranded to #2 Stranded Horizontal Straight Splice; Uses WM-32 shots & L-160 handles; (M-203)	EA	N/A
SSC-2C	Cadweld Mold; 1/0 Stranded to 1/0 Stranded Horizontal Straight Splice; Uses WM-45 shots & L-160 handles; (M-205)	EA	5.00
SSC-2G	Cadweld Mold; 2/0 Stranded to 2/0 Stranded Horizontal Straight Splice; Uses WM-65 shots & L-160 handles; (M-206)	EA	5.00
SSC-2G1T	Cadweld Mold; 2/0 Stranded to #2 Solid Horizontal Straight Splice; Uses WM-45 shots & L-160 handles; (M-6968)	EA	5.00
SSC-2L	Cadweld Mold; 3/0 Stranded to 3/0 Stranded Horizontal Straight Splice; Uses WM-90 shots & L-160 handles; (M-207)	EA	N/A
SSC-2LW	Cadweld Mold; 3/0 Stranded to 3/0 Stranded Horizontal Straight Splice with Wear Plates; Uses WM-90 shots & L-160 handles; (N/A)	EA	N/A
SSC-2Q	Cadweld Mold; 4/0 Stranded to 4/0 Stranded Horizontal Straight Splice; Uses WM-90 shots & L-160 handles; (M-208)	EA	5.00
SSC-2QW	Cadweld Mold; 4/0 Stranded to 4/0 Stranded Horizontal Straight Splice with Wear Plates; Uses WM-90 shots & L-160 handles; (N/A)	EA	N/A
SSC-2Q8K	Cadweld Mold; 4/0 Stranded to 507 Lightning Protection Conductor Horizontal Straight Splice with Wear Plates; Uses WM-90 shots & L-160 handles; (N/A)	EA	N/A
SSC-2V	DISCONTINUED Cadweld Mold; 250 MCM to 250 MCM Horizontal Straight Splice; Uses WM-115 shots & L-160 handles; (M-209)	EA	N/A
SSC-3H	Cadweld Mold; 400 MCM to 400 MCM Horizontal Straight Splice; Uses WM-150 shots & L-160 handles; (M-212)	EA	N/A
SSC-3Q	Cadweld Mold; 500 MCM to 500 MCM Horizontal Straight Splice; Uses WM-200 shots & L-160 handles; (M-213)	EA	5.00
SSC-8D	Cadweld Mold; 28/505 to 28/505 Lightning Protection Conductor Horizontal Straight Splice; Uses WM-90 shots & L-160 handles; (M-5012)	EA	5.00
SSC-8F	Cadweld Mold; 268 to 268 Lightning Protection Conductor Horizontal Straight Splice; Uses WM-90 shots & L-160 handles; (M-5016)	EA	N/A
SSC-8K	DISCONTINUED Cadweld Mold; TLP 507 to TLP 507 Lightning Protection Conductor Straight Splice; Uses WM-115 shots & L-160 handles; (M-2180)	EA	5.00
SST-1K	Cadweld Mold; #4 Solid to #4 Solid Horizontal Straight Splice; Uses WM-25 shots; Handles included; (M-201-S)	EA	4.10
SST-1V	Cadweld Mold; #2 Stranded to #2 Stranded Horizontal Straight Splice; Uses WM-32 shots; Handle clamp included; (M-5625)	EA	1.75
SST-1T	Cadweld Mold; #2 Solid to #2 Solid Horizontal Straight Splice; Uses WM-32 shots; Handles included; (SSU-2S or M-5625-S)	EA	1.75

## Cadweld Molds - Type ST (GC-EXO-MOLD-ST)

allG offers exothermic molds that are available in both Cadweld and Thermoweld. Other sizes are available upon request.

Item #	Description	Unit	Wt (lb)
PB13ST-2L-LH	Cadweld Mold; 3/0 Stranded Horizontal Tap Parallel to Rail Web of 85 lb to 150 lb; Weld on left side of rail; Uses PB115 shots & L-160 and C-120J handles; T-43 mold sealer recommended; (N/A)	EA	N/A
PB13ST-2L-RH	Cadweld Mold; 3/0 Stranded Horizontal Tap Parallel to Rail Web of 85 lb to 150 lb; Weld on right side of rail; Uses PB115 shots & L-160 and C-120J handles; T-43 mold sealer recommended; (N/A)	EA	N/A
PB13ST-2Q-LH	Cadweld Mold; 4/0 Stranded Horizontal Tap Parallel to Rail Web of 85 lb to 150 lb; Weld on left side of rail; Uses PB115 shots & L-160 and C-120J handles; T-43 mold sealer recommended; (N/A)	EA	5.00
PB13ST-2Q-RH	Cadweld Mold; 4/0 Stranded Horizontal Tap Parallel to Rail Web of 85 lb to 150 lb; Weld on right side of rail; Uses PB115 shots & L-160 and C-120J handles; T-43 mold sealer recommended; (N/A)	EA	5.00

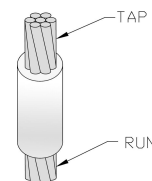


Item #STR-2Q-LH

## Cadweld Molds - Type SV (GC-EXO-MOLD-SV)

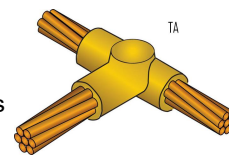
allG offers exothermic molds that are available in both Cadweld and Thermoweld. Other sizes are available upon request.

Item #	Description	Unit	Wt (lb)
SVR-2Q8D	DISCONTINUED Cadweld Mold; 4/0 Stranded to 28/505 Lightning Protection Conductor Vertical Straight Splice; Uses WM-115 shots & L-160 handles; (M-8279)	EA	N/A



## Cadweld Molds - Type TA (GC-EXO-MOLD-TA)

allG offers exothermic molds that are available in both Cadweld and Thermoweld. Other sizes are available upon request. allG provides more solutions in our exothermic mold line up with the ERICO CADWELD EXOLON connections ("smokeless molds"). The virtual elimination of smoke and a unique electronic starting system makes this an ideal solution for sensitive applications.



Item# TAC-8D1H

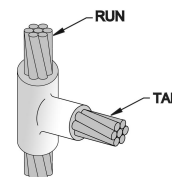
Item #	Description	Unit	Wt (lb)
TAC-1D1D	Cadweld Mold; #8 Solid Horizontal Run to #8 Solid Horizontal Tap "T"; Uses WM-32 shots & L-160 handles; (N/A)	EA	N/A
TAC-1G1G	Cadweld Mold; #6 Solid Horizontal Run to #6 Solid Horizontal Tap "T"; Uses WM-32 shots & L-160 handles; (M-5072-S)	EA	N/A
TAC-1L1L	Cadweld Mold; #4 Stranded Horizontal Run to #4 Stranded Horizontal Tap "T"; Uses WM-32 shots & L-160 handles; (M-221)	EA	N/A
TAC-1V1V	Cadweld Mold; #2 Stranded Horizontal Run to #2 Stranded Horizontal Tap "T"; Uses WM-45 shots & L-160 handles; (TAU-2-2 or M-223)	EA	5.00
TAC-1T1V	Cadweld Mold; #2 Solid Horizontal Run to #2 Stranded Horizontal Tap "T"; Uses WM-45 shots & L-160 handles; (M-5856)	EA	5.00
TAC-1T1T	Cadweld Mold; #2 Solid Horizontal Run to #2 Solid Horizontal Tap "T"; Uses WM-45 shots & L-160 handles; (M-223-S)	EA	5.00
TAC-1T9F	Cadweld Mold; #2 Solid Horizontal Run to 19/#9 Copperweld Horizontal Tap "T"; Uses WM-115 shots & L-160 handles; (M-13437)	EA	N/A
TAC-2C1V	Cadweld Mold; 1/0 Stranded Horizontal Thru to #2 Stranded Horizontal Tap "T"; Uses WM-45 shots & L-160 handles; (M-230)	EA	4.75
TAC-2C2C	Cadweld Mold; 1/0 Stranded Horizontal Thru to 1/0 Stranded Horizontal Tap "T"; Uses WM-90 shots & L-160 handles; (M-228)	EA	5.00
TAC-2G1H	Cadweld Mold; 2/0 Stranded Horizontal Thru to #6 Stranded Horizontal Tap "T"; Uses WM-45 shots & L-160 handles; B-112 sleeve recommended; (M-5074)	EA	5.00
TAC-2G1V	Cadweld Mold; 2/0 Stranded Horizontal Thru to #2 Stranded Horizontal Tap "T"; Uses WM-45 shots & L-160 handles; (M-235)	EA	5.00
TAC-2G2G	Cadweld Mold; 2/0 Stranded Horizontal Thru to 2/0 Stranded Horizontal Tap "T"; Uses WM-90 shots & L-160 handles; (M-232)	EA	5.00
TAC-2G8N	Cadweld Mold; 2/0 Stranded Horizontal Thru to 28/16 Lightning Protection Conductor Horizontal Tap "T"; Uses WM-90 shots & L-160 handles; (M-12476)	EA	N/A
TAC-2G8D	Cadweld Mold; 2/0 Stranded Horizontal Thru to 28/505 Lightning Protection Conductor Horizontal Tap "T"; Uses WM-90 shots & L-160 handles; (N/A)	EA	N/A
TAC-2L2L	Cadweld Mold; 3/0 Stranded Horizontal Thru to 3/0 Stranded Horizontal Tap "T"; Uses WM-115 shots & L-160 handles; (M-236)	EA	5.00
TAC-2L2LW	Cadweld Mold; 3/0 Stranded Horizontal Thru to 3/0 Stranded Horizontal Tap "T" with Wear Plates; Uses WM-115 shots & L-160 handles; (N/A)	EA	N/A
TAC-2L8C	Cadweld Mold; 3/0 Stranded Horizontal Thru to 29/32 Lightning Protection Conductor Horizontal Tap "T"; Uses WM-115 shots & L-160 handles; (M-5244)	EA	5.33
TAC-2Q1H	Cadweld Mold; 4/0 Stranded Horizontal Thru to #6 Stranded Horizontal Tap "T"; Uses WM-90 shots & L-160 handles; (M-5489)	EA	N/A
TAC-2Q1V	Cadweld Mold; 4/0 Stranded Horizontal Thru to #2 Stranded Horizontal Tap "T"; Uses WM-90 shots & L-160 handles; (M-246)	EA	5.00
TAC-2Q1VW	Cadweld Mold; 4/0 Stranded Horizontal Thru to #2 Stranded Horizontal Tap "T" with Wear Plates; Uses WM-90 shots & L-160 handles; (M-246-CW)	EA	N/A
TAC-2Q1T	Cadweld Mold; 4/0 Stranded Horizontal Thru to #2 Solid Horizontal Tap "T"; Uses WM-90 shots & L-160 handles; (M-5348)	EA	5.00
TAC-2Q2C	Cadweld Mold; 4/0 Stranded Horizontal Thru to 1/0 Stranded Horizontal Tap "T"; Uses WM-90 shots & L-160 handles; (M-244)	EA	5.00
TAC-2Q2G	Cadweld Mold; 4/0 Stranded Horizontal Thru to 2/0 Stranded Horizontal Tap "T"; Uses WM-90 shots & L-160 handles; (M-243)	EA	5.00
TAC-2Q2L	Cadweld Mold; 4/0 Stranded Horizontal Thru to 3/0 Stranded Horizontal Tap "T"; Uses WM-115 shots & L-160 handles; (M-242)	EA	5.00
TAC-2Q2LW	Cadweld Mold; 4/0 Stranded Horizontal Thru to 3/0 Stranded Horizontal Tap "T" with Wear Plates; Uses WM-115 shots & L-160 handles; (M-242W)	EA	5.30
TAC-2Q2Q	Cadweld Mold; 4/0 Stranded Horizontal Thru to 4/0 Stranded Horizontal Tap "T"; Uses WM-150 shots & L-160 handles; (TAU-40-40 or M-241)	EA	5.00
TAC-2Q2QW	Cadweld Mold; 4/0 Stranded Horizontal Thru to 4/0 Stranded Horizontal Tap "T" with Wear Plates; Uses WM-150 shots & L-160 handles; (M-241W)	EA	5.25
TAC-2Q8N	Cadweld Mold; 4/0 Stranded Horizontal Thru to 28/16 Lightning Protection Conductor Horizontal Tap "T"; Uses WM-90 shots & L-160 handles; (M-2270)	EA	N/A
TAC-2Q8C	Cadweld Mold; 4/0 Stranded Horizontal Thru to 29/32 Lightning Protection Conductor Horizontal Tap "T"; Uses WM-115 shots & L-160 handles; (M-5020)	EA	5.00
TAC-2Q8D	Cadweld Mold; 4/0 Stranded Horizontal Thru to 28/505 Lightning Protection Conductor Horizontal Tap "T"; Uses WM-115 shots & L-160 handles; (TAU-40-228 or M-5036)	EA	5.00
TAC-2V1V	DISCONTINUED Cadweld Mold; 250 MCM Horizontal Run to #2 Stranded Horizontal Tap "T"; Uses WM-90 shots & L-160 handles; (M-253)	EA	N/A
TAC-2V2C	Cadweld Mold; 250 MCM Horizontal Run to 1/0 Stranded Horizontal Tap "T"; Uses WM-90 shots & L-160 handles; (M-251)	EA	5.00

TAC-2V2G	Cadweld Mold; 250 MCM Horizontal Run to 2/0 Stranded Horizontal Tap "T"; Uses WM-90 shots & L-160 handles; (M-250)	EA	N/A
TAC-2V2V	Cadweld Mold; 250 MCM Horizontal Thru to 250 MCM Horizontal Tap "T"; Uses WM-150 shots & L-160 handles; (M-247)	EA	5.00
TAC-3D3D	Cadweld Mold; 350 MCM Horizontal Run to 350 MCM Horizontal Tap "T"; Uses WM-200 shots & L-160 handles; (M-262)	EA	5.00
TAC-3H3H	Cadweld Mold; 400 MCM Horizontal Run to 400 MCM Horizontal Tap "T"; Uses WM-250 shots & L-160 handles; (M-271)	EA	N/A
TAC-3Q2C	Cadweld Mold; 500 MCM Horizontal Run to 1/0 Stranded Horizontal Tap; Uses WM-90 shots & L-160 handles; (M-287)	EA	N/A
TAC-3Q2Q	Cadweld Mold; 500 MCM Horizontal to 4/0 Stranded Horizontal Tap "T"; Uses WM-150 shots & L-160 handles; (M-285)	EA	5.00
TAC-3Q2QW	Cadweld Mold; 500 MCM Horizontal to 4/0 Stranded Horizontal Tap "T" with Wear Plates; Uses WM-150 shots & L-160 handles; (M-285-CW)	EA	N/A
TAC-3Q3Q	Cadweld Mold; 500 MCM Horizontal Run to 500 MCM Horizontal Tap "T"; Uses (2) WM-150 shots & L-160 handles; (M-280)	EA	N/A
TAC-8N8N	Cadweld Mold; 28/16 Lightning Protection Conductor Horizontal Thru to 28/16 Lightning Protection Conductor Horizontal Tap "T"; Uses WM-65 shots & L-160 handles; (M-5056)	EA	N/A
TAC-8C8C	Cadweld Mold; 29/32 Lightning Protection Conductor Horizontal Thru to 29/32 Lightning Protection Conductor Horizontal Tap "T"; Uses WM-115 shots & L-160 handles; (TAU-168-168 or M-5048)	EA	5.00
TAC-8D8N	Cadweld Mold; 28/505 Lightning Conductor Horizontal Thru to 28/16 Lightning Conductor Horizontal Tap "T"; Uses WM-90 shots & L-160 handles; (M-2185)	EA	N/A
TAC-8D8D	Cadweld Mold; 28/505 Lightning Conductor Horizontal Thru to 28/505 Lightning Conductor Horizontal Tap "T"; Uses WM-115 shots & L-160 handles; (TAU-228-228 or M-5287)	EA	5.00
TAC-8K8K	Cadweld Mold; 507/288 Lightning Protection Conductor Horizontal Thru to 507/288 Lightning Protection Conductor Horizontal Tap "T"; Uses WM-200 shots & L-160 handles; (M-2247)	EA	N/A
TAC-9C9C	Cadweld Mold; 7/#7 Copperweld Horizontal Thru to 7/#7 Copperweld Horizontal Tap "T" Tap; Uses WM-90 shots & L-160 handles; (M-9198)	EA	5.00
TAC-9F9F	Cadweld Mold; 19/#9 Copperweld Horizontal Thru to 19/#9 Copperweld Horizontal Tap "T"; Uses WM-150 shots & L-160 handles; (M-9067)	EA	5.00

### Cadweld Molds - Type TC (GC-EXO-MOLD-TC)

allG offers exothermic molds that are available in both Cadweld and Thermoweld. Other sizes are available upon request.

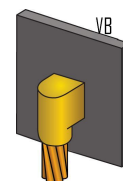
Item #	Description	Unit	Wt (lb)
TCR-2Q2Q	Cadweld Mold; 4/0 Stranded Vertical Thru to 4/0 Stranded Horizontal Tap "T"; Uses WM-200 shots & L-160 handles; (N/A)	EA	5.00



## Cadweld Molds - Type VB (GC-EXO-MOLD-VB)

allG offers exothermic molds that are available in both Cadweld and Thermoweld. Other sizes are available upon request.

Item #	Description	Unit	Wt (lb)
VBC-1E	Cadweld Mold; #8 Stranded Vertical Cable Drop to Vertical Steel; Uses WM-45 shots & L-160 handles; (M-5547)	EA	5.00
VBC-1T	Cadweld Mold; #2 Solid Vertical Cable Drop to Vertical Steel; Uses WM-65 shots & L-160 handles; (M-2781-S)	EA	5.00
VBC-1T-V3C	Cadweld Mold; #2 Solid Vertical Cable Drop to 1-1/4" thru 4" Steel Pipe; Uses WM-65 shots & B-160-V handles; (M-6199-S)	EA	5.00
VBC-1V	Cadweld Mold; #2 Stranded Vertical Cable Drop to Vertical Steel; uses WM-65 shots & L-160 handles; (M-2781)	EA	5.00
VBC-1Y	Cadweld Mold; ALT# 2825-CC5A05 Vertical Cable Drop to Vertical Steel; Uses WM-90 shots & L-160 handles; (M-5361)	EA	5.25
VBC-2C	Cadweld Mold; 1/0 Stranded Vertical Cable Drop to Vertical Steel; Uses WM-115 shots & L-160 handles; (M-2189)	EA	5.00
VBC-2G	Cadweld Mold; 2/0 Stranded Vertical Cable Drop to Vertical Steel; Uses WM-115 shots & L-160 handles; (M-2540)	EA	5.00
VBC-2G009	Cadweld Mold; 2/0 Stranded Performed Flexible Jumper Bond Vertical Cable Drop to 1-1/4" thru 3-1/2" Fence Post; Uses WM-90 shots & L-160 handles; (M-5495)	EA	5.00
VBC-2L	Cadweld Mold; 3/0 Stranded Vertical Cable Drop to Vertical Steel; Uses WM-150 & L-160 handles; (M-5362)	EA	N/A
VBC-2LW	Cadweld Mold; 3/0 Stranded Vertical Cable Drop to Vertical Steel with Wear Plates; Uses WM-150 & L-160 handles; (M-5362W)	EA	5.00
VBC-2Q	Cadweld Mold; 4/0 Stranded Vertical Cable Drop to Vertical Steel; Uses WM-150 shots & L-160 handles; (M-8718)	EA	5.00
VBC-2QW	Cadweld Mold; 4/0 Stranded Vertical Cable Drop to Vertical Steel with Wear Plates; Uses WM-150 shots & L-160 handles; (N/A)	EA	N/A
VBC-2Q003	Cadweld Mold; 4/0 Stranded Performed Flexible Jumper Bond Vertical Cable Drop to 1-1/4" to 3-1/2" Vertical Pipe; Uses WM-115 shots & L-160 handles; (M-6622)	EA	5.00
VBC-2Q-V3C	Cadweld Mold; 4/0 Stranded Vertical Cable Drop to 1-1/4" thru 4" Steel Pipe; Uses WM-150 shots & L-160 handles; (M-5622)	EA	N/A
VBC-2QV2	Cadweld Mold; 4/0 Stranded Vertical Cable Drop to 2" Vertical Steel Pipe; Uses WM-150 shots & L-160 handles; (N/A)	EA	5.00
VBC-8C	Cadweld Mold; 29/32 Lightning Protection Conductor Vertical Cable Drop to Vertical Steel; Uses WM-90 shots & L-160 handles; (M-2555)	EA	4.60




Item# VBC-1T

## Cadweld Molds - Type VF (GC-EXO-MOLD-VF)

allG offers exothermic molds that are available in both Cadweld and Thermoweld. Other sizes are available upon request.

Item #	Description	Unit	Wt (lb)
VFC-1H	Cadweld Mold; #6 Stranded Vertical Tap to Vertical Steel; Uses WM-65 shots & L-160 handles; (M-1635)	EA	N/A
VFC-1H-V3C	Cadweld Mold; #6 Stranded Vertical Tap to 2" thru 4" Vertical Steel Pipe; Uses WM-65 shots & B-160-V handles; (M-8236)	EA	5.00
VFC-1V-V3C	Cadweld Mold; #2 Stranded Vertical Tap to 2" thru 4" Vertical Steel Pipe; Uses WM-65 shots & B-160-V handles; (M-6618)	EA	5.00
VFC-1T	Cadweld Mold; #2 Solid Vertical Tap To Vertical Steel; Uses WM-65 shots & L-160 handles; (M-1638-S)	EA	5.00
VFC-1T-V3C	Cadweld Mold; #2 Solid Vertical Tap to 2" thru 4" Vertical Steel Pipe; Uses WM-65 shots & B-160-V handles; (VFU-2S-1.5-4)	EA	5.00
VFC-2C	Cadweld Mold; 1/0 Stranded Vertical Tap to Vertical Steel; Uses WM-150 shots & L-160 handles; (M-1640)	EA	N/A
VFC-2G	Cadweld Mold; 2/0 Stranded Vertical Tap to Vertical Steel; Uses WM-150 shots & L-160 handles; (M-1641)	EA	5.00
VFC-2G-V3C	Cadweld Mold; 2/0 Stranded Vertical Tap to 2" thru 4" Vertical Steel Pipe; Uses WM-150 shots & B-160-V handles; (M-7993)	EA	N/A
VFR-2Q	DISCONTINUED Cadweld Mold; 4/0 Stranded Vertical Tap to Vertical Steel; Uses WM-200 shots & L-160 handles; (M-1643)	EA	N/A
VFR-2Q-V3C	DISCONTINUED Cadweld Mold; 4/0 Stranded Vertical Tap to 2" thru 4" Vertical Steel Pipe; Uses WM-200 shots & L-160 handles; (M-6615)	EA	6.00
VFR-2Q-V21C	Cadweld Mold; 4/0 Stranded Vertical Tap to 12" thru 24" Vertical Steel Pipe; Uses WM-200 shots & L-160 handles; (N/A)	EA	5.00
VFF-3Q	Cadweld Mold; 500 MCM Vertical Tap to Vertical Steel; Uses (2) WM-200 shots & L-159 handles; (M-1648)	EA	N/A
VFC-8C	Cadweld Mold; 29/32 Lightning Protection Conductor Vertical Tap to Vertical Steel; Uses WM-115 shots & L-160 handles; (M-5185)	EA	4.60

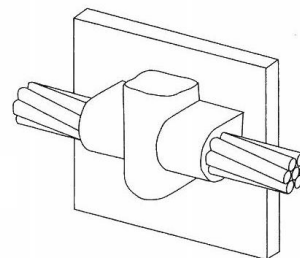


Item# VFC-1H

**Cadweld Molds - Type VG** (GC-EXO-MOLD-VG)

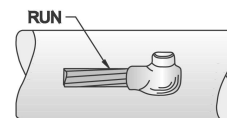
allG offers exothermic molds that are available in both Cadweld and Thermoweld. Other sizes are available upon request.

Item #	Description	Unit	Wt (lb)
VGT-1H004M	Cadweld Mold; #6 Stranded Horizontal Through to Side of Vertical 7/8" Square Pedestal (Cable On Surface); Uses WM-15 shots & B-399AS handles; (M-6125)	EA	3.00


**Cadweld Molds - Type VN** (GC-EXO-MOLD-VN)

allG offers exothermic molds that are available in both Cadweld and Thermoweld. Other sizes are available upon request.

Item #	Description	Unit	Wt (lb)
VNC-1T-LH-1.5	Cadweld Mold; #2 Solid Horizontal Left Tap On Surface to 1-1/2" Vertical Steel Pipe; Uses WM-45 shots & L-160 handles; (M-2569-LS1)	EA	5.00
VNC-1T-RH-1.5	Cadweld Mold; #2 Solid Horizontal Right Tap On Surface to 1-1/2" Vertical Steel Pipe; Uses WM-45 shots & L-160 handles; (N/A)	EA	5.00

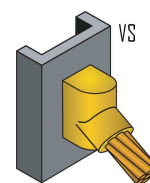


Item# VNC-1T-LH-1.5

## Cadweld Molds - Type VS (GC-EXO-MOLD-VS)

allG offers exothermic molds that are available in both Cadweld and Thermoweld. Other sizes are available upon request.

Item #	Description	Unit	Wt (lb)
VSC-1E	Cadweld Mold; #8 Stranded 45 Degree Angular Cable Drop to Vertical Steel; Uses WM-45 shots & L-160 handles; (N/A)	EA	N/A
VSC-1H	Cadweld Mold; #6 Stranded 45 Degree Angular Cable Drop to Vertical Steel; Uses WM-45 shots & L-160 handles; Requires B-112 sleeves; (M-585)	EA	5.00
VSC-1H-V3C	Cadweld Mold; #6 Stranded 45 Degree Angular Cable Drop to 1-1/2" thru 4" Vertical Steel Pipe; Uses WM-45 shots & L-160 handles; (N/A)	EA	5.00
VSC-1G-V1.25	Cadweld Mold; #6 Solid 45 Degree Angular Cable Drop to 1-1/4" Vertical Steel Pipe; Uses WM-45 shots & L-160 handles; (N/A)	EA	N/A
VSC-1L	Cadweld Mold; #4 Stranded 45 Degree Angular Cable to Vertical Steel; Uses WM-45 shots & L-160 handles; (M-586)	EA	5.00
VSC-1L-V3C	Cadweld Mold; #4 Stranded 45 Degree Angular Cable Drop to 1-1/2" thru 4" Vertical Steel Pipe; Uses WM-45 shots & L-160 handles; (M-2476)	EA	5.00
VSC-1T	Cadweld Mold; #2 Solid 45 Degree Angular Cable Drop to Vertical Steel; Uses WM-45 shots & L-160 handles; (M-588-S)	EA	5.00
VSC-1T-V150	Cadweld Mold; #2 Solid 45 Degree Angular Cable Drop to 1-1/2" Vertical Steel Pipe; Uses WM-45 shots & L-160 handles; (N/A)	EA	5.00
VSC-1T-V3C	Cadweld Mold; #2 Solid 45 Degree Angular Cable Drop to 1-1/2" thru 4" Vertical Steel Pipe; Uses WM-45 shots & L-160 handles; (VSU-2S-1.5-4 or M-9233-S)	EA	5.00
VSC-1T-V5C	Cadweld Mold; #2 Solid 45 Degree Angular Drop to 4" thru 6" Vertical Pipe; Uses WM-45 shots & L-160 handles; (M-2480-S)	EA	5.00
VSC-1T-V8C	Cadweld Mold; #2 Solid 45 Degree Angular Drop to 6" thru 10" Vertical Steel Pipe; Uses WM-45 shots, L-160 handles, & B-158 chain; (M-2583-S)	EA	N/A
VSC-1V	Cadweld Mold; #2 Stranded 45 Degree Angular Cable Drop to Vertical Steel; Uses WM-45 shots & L-160 handles; (VSU-2 or M-588)	EA	5.00
VSC-1V-V3C	Cadweld Mold; #2 Stranded 45 Degree Angular Cable Drop to 1-1/2" thru 4" Vertical Steel Pipe; Uses WM-45 shots & L-160 handles; (M-9233)	EA	5.00
VSC-2C	Cadweld Mold; 1/0 Stranded 45 Degree Angular Cable Drop to Vertical Steel; Uses WM-90 shots & L-160 handles; (M-590)	EA	5.00
VSC-2B	Cadweld Mold; 1/0 Solid 45 Degree Angular Cable Drop to Vertical Steel; Uses WM-90 shots & L-160 handles; (M-590-S)	EA	N/A
VSC-2C-V3C	Cadweld Mold; 1/0 Stranded 45 Degree Angular Cable Drop to 2" thru 4" Vertical Steel Pipe; Uses WM-90 shots & L-160 handles; (M-2486)	EA	5.00
VSC-2C-V8C	Cadweld Mold; 1/0 Stranded 45 Degree Angular Cable Drop to 6" thru 10" Vertical Steel Pipe; Uses WM-90 shots & L-160 handles; (M-2488)	EA	5.00
VSC-2C-V21C	Cadweld Mold; 1/0 Stranded 45 Degree Angular Cable Drop to 12" thru 30" Vertical Steel Pipe; Uses WM-90 shots & L-160 handles; (M-2489)	EA	5.00
VSC-2G	Cadweld Mold; 2/0 Stranded 45 Degree Angular Cable Drop to Vertical Steel; Uses WM-90 shots & L-160 handles; (M-591)	EA	5.00
VSC-2G-V3C	Cadweld Mold; 2/0 Stranded 45 Degree Angular Cable Drop to 2" thru 4" Vertical Steel Pipe; Uses WM-90 shots & L-160 handles; (M-8833)	EA	5.00
VSC-2G-V5C	Cadweld Mold; 2/0 Stranded 45 Degree Angular Cable Drop to 4" thru 6" Vertical Steel Pipe; Uses WM-90 shots & L-160 handles; (M-2490)	EA	5.00
VSC-2G-V8C	Cadweld Mold; 2/0 Stranded 45 Degree Angular Cable Drop to 6" thru 10" Vertical Steel Pipe; Uses WM-90 shots & L-160 handles; (M-2491)	EA	5.00
VSC-2L	Cadweld Mold; 3/0 Stranded 45 Degree Angular Cable Drop to Vertical Steel; Uses WM-115 shots & L-160 handles; (M-592)	EA	5.00
VSC-2L-V3C	Cadweld Mold; 3/0 Stranded 45 Degree Angular Cable Drop to 2" thru 4" Vertical Steel Pipe; Uses WM-115 shots & L-160 handles; (M-2493)	EA	5.00
VSC-2L-V21C	Cadweld Mold; 3/0 Stranded 45 Degree Angular Cable Drop to 12" thru 14" Vertical Steel Pipe; Uses WM-115 shots & L-160 handles; (M-2496)	EA	N/A
VSC-2Q	Cadweld Mold; 4/0 Stranded 45 Degree Angular Cable Drop to Vertical Steel; Uses WM-115 shots & L-160 handles; (M-593)	EA	5.00
VSC-2QW	Cadweld Mold; 4/0 Stranded 45 Degree Angular Cable Drop to Vertical Steel with Wear Plates; Uses WM-115 shots & L-160 handles; (N/A)	EA	N/A
VSC-2Q-V150	Cadweld Mold; 4/0 Stranded 45 Degree Angular Cable Drop to 1-1/2" Vertical Steel Pipe; Uses WM-115 shots & L-160 handles; (N/A)	EA	5.00
VSC-2Q-V3C	Cadweld Mold; 4/0 Stranded 45 Degree Angular Drop to 2" thru 4" Vertical Pipe; Uses WM-115 shots & L-160 & B-160-V handles; (M-9021)	EA	5.00
VSC-2Q-V5C	Cadweld Mold; 4/0 Stranded 45 Degree Angular Cable Drop to 5" Vertical Steel Pipe; Uses WM-115 shots & L-160 handles; (M-2497)	EA	5.00
VSC-2Q-V8C	Cadweld Mold; 4/0 Stranded 45 Degree Angular Cable Drop to 6" thru 10" Vertical Steel Pipe; Uses WM-115 shots & L-160 handles; (M-2498)	EA	5.00
VSC-2V	Cadweld Mold; 250 MCM 45 Degree Angular Cable Drop to Vertical Steel; Uses WM-115 shots & L-160 handles; (M-594)	EA	N/A
VSC-3D	Cadweld Mold; 350 MCM 45 Degree Angular Cable Drop to Vertical Steel; Uses WM-200 shots & L-160 handles; (N/A)	EA	6.00



Item# VSC-1H

VSC-3Q-V10	Cadweld Mold; 500 MCM 45 Degree Angular Cable Drop to 10" Vertical Steel Pipe; Uses WM-200 shots & L-160 handles; (N/A)	EA	N/A
VSC-3X	Cadweld Mold; 600 MCM 45 Degree Angular Cable Drop to Vertical Steel; Uses WM-200 shots & L-160 handles; (N/A)	EA	6.25
VSC-8N	Cadweld Mold; 28/16 Lightning Protection Conductor 45 Degree Angular Cable Drop to Vertical Steel; Uses WM-65 shots & L-160 handles; (M-5150)	EA	5.00
VSC-8C	Cadweld Mold; 29/32 Lightning Conductor 45 Degree Angular Cable Drop to Vertical Steel; Uses WM-90 shots & L-160 handles; (M-5149)	EA	5.00
VSC-8D	Cadweld Mold; 28/505 Lightning Conductor 45 Degree Angular Cable Drop to Vertical Steel; Uses WM-115 shots & L-160 handles; (M-5146)	EA	5.00
VSC-8D-V21C	Cadweld Mold; 228 Lightning Protection Conductor 45 Degree Angular Cable Drop to 12" thru 30" Vertical Steel Pipe; Uses WM-115 shots & L-160 handles; (N/A)	EA	5.00
VSC-8D-V3C	Cadweld Mold; 228 Lightning Protection Conductor 45 Degree Angular Cable Drop to 2" thru 4" Vertical Steel Pipe; Uses WM-115 shots & L-160 handles; (N/A)	EA	5.00
VSC-9F-V3C	Cadweld Mold; 19/#9 Copperweld 45 Degree Angular Cable Drop to 2" thru 4" Vertical Steel Pipe; Uses WM-90 shots & L-160 handles; (N/A)	EA	5.00

### Cadweld Molds - Type VT (GC-EXO-MOLD-VT)

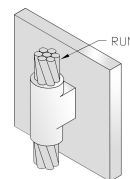
allG offers exothermic molds that are available in both Cadweld and Thermoweld. Other sizes are available upon request.

Item #	Description	Unit	Wt (lb)
VTC-8D	Cadweld Mold; 28/505 Lightning Protection Conductor Horizontal Thru to Side of Vertical Steel; Uses WM-150 shots & L-160 handles; (N/A)	EA	N/A

### Cadweld Molds - Type VV (GC-EXO-MOLD-VV)

allG offers Exothermic Molds that are available in both Cadweld and Thermoweld. Other sizes are available upon request.

Item #	Description	Unit	Wt (lb)
VVC-1T	Cadweld Mold; #2 Solid Vertical Thru Parallel to Vertical Steel; Uses WM-115 shots & L-160 handles; (M-1218-S)	EA	5.00
VVR-2L	Cadweld Mold; 3/0 Stranded Vertical Thru Parallel to Vertical Steel; WM-250 shots & L-160 handles; (M-1222)	EA	N/A
VVR-2G-V3C	Cadweld Mold; 2/0 Stranded Vertical Thru Parallel to 2"-4" Vertical Steel Pipe; Uses WM-200 shots & L-160 handles; (M-1202)	EA	N/A
VVR-2Q	Cadweld Mold; 4/0 Stranded Vertical Thru Parallel to Vertical Steel; Uses WM-250 shots & L-160 handles; (M-1223)	EA	6.00
VVC-2Q-V125	Cadweld Mold; 4/0 Stranded Vertical Thru Parallel to Vertical 1-1/4" Steel Pipe; Uses WM-250 shots & L-160 handles; (N/A)	EA	6.00
VVR-8D	Cadweld Mold; 28/505 Lightning Protection Conductor Vertical Thru Parallel to Vertical Steel; Uses WM-250 shots & L-160 handles; (M-5154)	EA	6.00

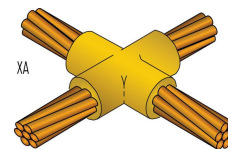


Item# VVC-1T

### Cadweld Molds - Type XA (GC-EXO-MOLD-XA)

allG offers Exothermic Molds that are available in both Cadweld and Thermoweld. Other sizes are available upon request.

Item #	Description	Unit	Wt (lb)
XAC-1V1V	Cadweld Mold; #2 Stranded Horizontal to #2 Stranded Horizontal Cable Cross "X"; Tap cable cut (cables in same plane); Uses WM-65 shots & L-160 handles; (M-425)	EA	5.00
XAC-1T1T	Cadweld Mold; #2 Solid Horizontal to #2 Solid Horizontal Cable Cross "X"; Tap cable cut (cables in same plane); Uses WM-65 shots & L-160 handles; (M-425-S)	EA	5.00
XAC-2G2G	Cadweld Mold; 2/0 Stranded Horizontal to 2/0 Stranded Horizontal Cable Cross "X"; Tap cable cut (cables in same plane); Uses WM-115 shots & L-160 handles; (M-434)	EA	4.50
XAC-2Q2Q	Cadweld Mold; 4/0 Stranded Horizontal to 4/0 Stranded Horizontal Cable Cross "X"; Tap cable cut (cables in same plane); Uses WM-200 shots & L-160 handles; (M-443)	EA	5.00
XAC-2V2V	Cadweld Mold; 250 MCM Horizontal to 250 MCM Horizontal Cable Cross "X"; Tap cable cut (cables in same plane); Uses WM-200 shots & L-160 handles; (M-449)	EA	6.00

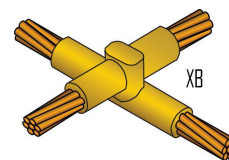


Item# XAC-1T1T

## Cadweld Molds - Type XB (GC-EXO-MOLD-XB)

allG offers Exothermic Molds that are available in both Cadweld and Thermoweld. Other sizes are available upon request. The XBM mold is available in an updated model (XBQ) for use without a frame/welder. Same mold, only the XBQ uses the L160 Handle Clamp. Please contact allG for more information or any questions!

Item #	Description	Unit	Wt (lb)
XBC-1T1T	Cadweld Mold; Horizontal #2 Solid Overlapped (Not Cut) to Horizontal #2 Solid "X"; Uses WM-90 shots & L-160 handles; (M-2689-S)	EA	5.00
XBM-2Q2Q	4/0 Stranded Overlapped (Not Cut) 4/0 Stranded "X" Cadweld Mold; Uses WM-250 shots & includes frame with handles; (NA)	EA	7.00
XBQ-2C2C	Cadweld Mold; Horizontal 1/0 Stranded Overlapped (Not Cut) to Horizontal 1/0 Stranded "X"; Uses WM-150 shots & L-160 handles; (M-2694)	EA	5.50
XBQ-2Q2Q	Cadweld Mold; Horizontal 4/0 Stranded Overlapped (Not Cut) to Horizontal 4/0 Stranded "X"; Uses WM-250 shots & L-160 handles; (M-2707)	EA	7.00
XBQ-9F9F	Cadweld Mold; Horizontal 19/#9 Copperweld Overlapped (Not Cut) to Horizontal 19/#9 Copperweld "X"; Uses WM-200 shots & L-160 handles; (M-9186)	EA	5.00

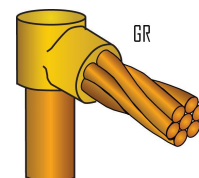


Item# XBC-1T1T

## Exothermic Single Shot Kits-GR (GC-EXO-SSK-GR)

allG offers Exothermic Molds that are available in both Cadweld and Thermoweld. Other sizes are available upon request.

Item #	Description	Unit	Wt (lb)
GR1-141L	Cadweld Mold Single Shot Exothermic Kit; Vertical 1/2" Copper Clad Ground Rod to #3/#4 Solid or #4/#6 Stranded Horizontal Tap; (N/A)	EA	0.42
GR1-161G	Cadweld Mold Single Shot Exothermic Kit; Vertical 5/8" Copper Clad Ground Rod to #6/#8 Solid or #8 Stranded Horizontal Tap; (M-2012)	EA	0.43
GR1-161V	Cadweld Mold Single Shot Exothermic Kit; Vertical 5/8" Copper Clad Ground Rod to #2/#1 Solid or #3/#2 Stranded Horizontal Tap; (M-2014)	EA	N/A
GR1-162C	Cadweld Mold Single Shot Exothermic Kit; Vertical 5/8" Copper Clad Ground Rod to 2/0-1/0 Solid or 1/0-#1 Stranded Horizontal Tap; (M-2015)	EA	0.49
GR1-162Q	Cadweld Mold Single Shot Exothermic Kit; Vertical 5/8" Copper Clad Ground Rod to 4/0 Stranded Horizontal Tap; (N/A)	EA	0.58
GR1-181G	Cadweld Mold Single Shot Exothermic Kit; Vertical 3/4" Ground Rod to #8/#6 Solid or #8 Stranded Horizontal Tap; (N/A)	EA	N/A
GR1-181L	Cadweld Mold Single Shot Exothermic Kit; Vertical 3/4" Ground Rod to #3/#4 Solid or #4/#6 Stranded Horizontal Tap; (M-2018)	EA	0.55
GR1-181V	Cadweld Mold Single Shot Exothermic Kit; Vertical 3/4" Copper Clad Ground Rod to #1/#2 Solid or #2/#3 Stranded Horizontal Tap; (M-2019)	EA	0.55
GR1-182C	Cadweld Mold Single Shot Exothermic Kit; Vertical 3/4" Copper Clad Ground Rod to 2/0-1/0 Solid or 1/0-#1 Stranded Horizontal Tap; (M-2020)	EA	0.60
GR1-182Q	Cadweld Mold Single Shot Exothermic Kit; Vertical 3/4" Copper Clad Ground Rod to 4/0 Stranded Horizontal Tap; (N/A)	EA	0.57

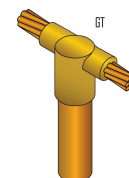


Item# GR1-141G

## Exothermic Single Shot Kits-GT (GC-EXO-SSK-GT)

allG offers Exothermic Single Shot Kits that are available in both Cadweld and Thermoweld. Must be purchased in Standard Package.

Item #	Description	Unit	Wt (lb)
GT1-161L	Cadweld Mold Single Shot Exothermic Kit; Vertical 5/8" Copper Clad Ground Rod to #3/#4 Solid or #4/#6 Stranded Horizontal Thru; (M-2028)	EA	0.45
GT1-161V	Cadweld Mold Single Shot Exothermic Kit; Vertical 5/8" Copper Clad Ground Rod to #1/#2 Solid or #2/#3 Stranded Horizontal Thru; (M-2029)	EA	0.60
GT1-162C	Cadweld Mold Single Shot Exothermic Kit; 5/8" Copper Clad Ground Rod to 2/0-1/0 Solid or 1/0-#1 Stranded Horizontal Thru; (M-2030)	EA	0.59
GT1-162G	Cadweld Mold Single Shot Exothermic Kit; Vertical 5/8" Copper Clad Ground Rod to 2/0 Stranded Horizontal Thru; (N/A)	EA	N/A
GT1-181G	Cadweld Mold Single Shot Exothermic Kit; Vertical 3/4" Copper Clad Ground Rod to #6/#8 Solid or #8 Stranded Horizontal Thru; (M-2031)	EA	0.60
GT1-181L	Cadweld Mold Single Shot Exothermic Kit; Vertical 3/4" Copper Clad Ground Rod to #3/#4 Solid or #4/#6 Stranded Horizontal Thru; (M-2032)	EA	0.57
GT1-181V	Cadweld Mold Single Shot Exothermic Kit; Vertical 3/4" Copper Clad Ground Rod to #1/#2 Solid or #2/#3 Stranded Horizontal Thru; (M-2033)	EA	0.57
GT1-182C	Cadweld Mold Single Shot Exothermic Kit; Vertical 3/4" Copper Clad Ground Rod to 2/0-1/0 Solid or 1/0-#1 Stranded Horizontal Thru; (M-2034)	EA	0.58
GT1-182G	Cadweld Mold Single Shot Exothermic Kit; Vertical 3/4" Copper Clad Ground Rod to 2/0 Stranded Horizontal Thru; (N/A)	EA	N/A

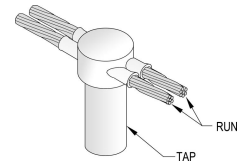


Item# GT1-141G

## Exothermic Single Shot Kits-NX (GC-EXO-SSK-NX)

allG offers exothermic single shots that are available in both Cadweld and Thermoweld.

Item #	Description	Unit	Wt (lb)
NX1-181V	Cadweld Mold Single Shot Exothermic Kit; #1 & #2 Solid or #2 & #3 Stranded Horizontal Run Cables to Vertical 3/4" Ground Rod; (M-2110)	EA	0.57



Item# NX1-141G

## Exothermic Handles & Handle Accessories (GC-EXO-HSS-01)

allG offers Exothermic Handles that are available in both Cadweld and Thermoweld. All handles include a striker.

Item #	Description	Unit	Wt (lb)
B-160-V	Handle Clamp; With chain support; For vertical pipe; Flint gun sold separately; (U-160-V or 40-0106-32)	EA	3.90
B-396	Clamp Handles; Magnetic; For type C molds or Price Key (PK) 4 & 17 molds; (40-4431-00)	EA	N/A
B-399-A	EZ Change Handle Only; No spring clamp; Fits Cadweld N, P, & T molds & Ultraweld L & M molds	EA	0.79
B-399-ES	DISCONTINUED Cadweld Mold Handles; For use with molds: GYP-16005M, GYP-16006M, & GYP-18009M	EA	1.00
L-159	Mold Handles; (40-0107-00)	EA	5.00
L-160	Cadweld Mold Handles; Flint gun sold separately; (40-0106-00)	EA	2.75
B-158	Replacement Chain for B-160V; 20" long	EA	N/A
C-120J	DISCONTINUED Vice Clamp Assembly for Rail Connections; Utilized in addition to L-160 handles to position ST & TP Cadweld molds	EA	N/A



Item# B-160-V

## Cadweld Exothermic Shots (GC-EXO-HSS-02)

allG offers exothermic shots which produces molten metal, intended for making permanent connections.

Item #	Description	Unit	Wt (lb)
WM-15	Cadweld 15 Weld Metal; 20/box	EA	0.05
WM-25	Cadweld 25 Weld Metal; 20/box	EA	0.07
WM-32	32 Weld Metal; 20/box	EA	0.10
WM-45	Cadweld 45 Weld Metal; 20/box	EA	0.14
WM-65	Cadweld 65 Weld Metal; 20/box	EA	0.17
WM-90	Cadweld 90 Weld Metal; 10/box	EA	0.24
WM-115	115 Weld Metal; 10/box	EA	0.31
WM-150	Cadweld 150 Weld Metal; 10/box	EA	0.40
WM-200	200 Weld Metal; 10/box	EA	0.52
WM-250	Cadweld 250 Weld Metal; 10/box	EA	0.60
WM-500	500 Weld Metal; 10/box	EA	N/A
XL-25	Smokeless Weld Metal; 25; 4 shots/box; (LE-25)	EA	1.50
XL-32	Smokeless Weld Metal; 32; 4 shots/box; (LE-32)	EA	0.13
XL-45	Smokeless Weld Metal; 45; 4 shots/box; (LE-45)	EA	N/A
XL-90	Smokeless Weld Metal; 90; 4 shots/box; (LE-90)	EA	0.28
XL-115	Cadweld Smokeless Weld Metal; 115; 4 shots/box; (LE-115)	EA	2.50
XL-150	Smokeless Weld Metal; 150; 4 shots/box; (LE-150)	EA	N/A
XL-200	Smokeless Weld Metal; 200; 4 shots/box; (LE-200)	EA	0.55



Weld Metal - Exothermic Shot

## Cadweld Plus Shots (GC-EXO-HSS-02a)

allG offers the CADWELD PLUS WELD METAL which produces a permanent exothermic connection that will not loosen, corrode, or increase in resistance for the life of the installation.

Item #	Description	Unit	Wt (lb)
25PLUSF20	Cadweld Plus Weld Metal; 25; Red color code; 20/pack	EA	0.14
32PLUSF20	Cadweld Plus Weld Metal; 32; White color code; 20/pack	EA	0.14
45PLUSF20	Cadweld Plus Weld Metal; 45; Light blue color code; 20/pack	EA	0.15
65PLUSF20	Cadweld Plus Weld Metal; 65; Dark green color code; 20/pack	EA	0.23
90PLUSF20	Cadweld Plus Weld Metal; 90; Gray color code; 10/pack	EA	0.30
115PLUSF20	Cadweld Plus Weld Metal; 115; Orange color code; 10/pack	EA	0.34
150PLUSF20	Cadweld Plus Weld Metal; 150; Dark blue color code; 10/pack	EA	0.45
200PLUSF20	Cadweld Plus Weld Metal; 200; Yellow color code; 10/pack	EA	0.52
250PLUSF20	Cadweld Plus Weld Metal; 250; Purple color code; 10/pack	EA	0.76
300PLUSF20	Cadweld Plus Weld Metal; 300; Light green color code; 10/pack	EA	0.83



Cadweld Plus Shots



Item# 250PLUSF20

## Cadweld Plus Control Unit (GC-EXO-HSS-02b)

allG offers the Cadweld Plus Control Unit. It is a small, hand-held, battery-powered ignition tool that helps simplify the welded connection process. This unit eliminates the need for starting material and flint igniters by utilizing an electronic ignition. The field-replaceable lead offers increased flexibility and versatility in hard-to-reach areas. This CE/UL recognized battery-powered unit is designed for 600 connections with one set of 8 standard AA batteries (included), and requires no special batteries or chargers.

Item #	Description	Unit	Wt (lb)
PLUSCU2L6	Cadweld Plus Control Unit; 0-130 degree F working temperature; 6' cable length; Compatible with AA & rechargeable batteries	EA	2.05
PLUSCU-USED	Used Cadweld Plus Control Unit	EA	2.05
PLUSCU2RLD6	Replacement Lead; For Cadweld Plus Control Unit (ALT Part #PLUSCU2L6); 6'	EA	N/A
PLUSCULDQC	DISCONTINUE by vendor - See part # PLUSCU2RLD6 Replacement Lead; For Cadweld Plus Control Unit (ALT Part #PLUSCU); 6'	EA	0.30




Item #PLUSCU

## Exothermic Welding Disks (GC-EXO-HSS-03)

allG offers exothermic welding disks that hold the powdered weld metal until the weld is made. Available in 3 sizes.

Item #	Description	Unit	Wt (lb)
B117A	Disc for Exothermic Molds; 3/4"; using 15 thru 32 shot sizes; 100/pack; (37-0320-01)	EA	0.01
B117B	Disc for Exothermic Molds; 1"; using 45 thru 115 shot sizes; 50/pack; (37-0320-02)	EA	0.01
B117C	Disc for Exothermic Molds; 1-1/2"; Using 150 thru 500 shot sizes; 50/pack; (37-0320-03)	EA	0.01



Item# B117A

## Exothermic Adapter Sleeves (GC-EXO-HSS-04)

allG offers Exothermic Adapter Sleeves that are used to adapt a limited range of smaller cables to larger molds.

Item #	Description	Unit	Wt (lb)
B-112	Adapter Sleeve; #6 Stranded or #5 Solid in #2 Stranded mold; (38-0202-00)	EA	0.20
B-133-1L	DISCONTINUED Adapter Sleeve; #7/8/10 stranded or #6/8 solid in #4 stranded mold; (38-0201-00)	EA	0.20
B-133-1V	DISCONTINUED Adapter Sleeve; #4/5 stranded & #5 stranded or #3/4 solid in #2 stranded mold; (38-0207-00)	EA	0.20
B-133-2C	Adapter Sleeve; #2 stranded or #1 solid in 1/0 mold; (38-0203-00)	EA	0.30
B-133-2Q	Adapter Sleeve; Tinned copper; 2/0-1/0 stranded or 3/0 solid in 4/0 stranded mold; (38-0240-00)	EA	0.70
B-133-168	Adapter Sleeve; 168 (28/16) Lightning Protection wire to 4/0 stranded mold; (N/A)	EA	0.02



Item #B-112

## Propane Torches & Heaters (GC-EXO-ACC-01)

allG offers Torch Heads featuring a trigger-start and made of cast aluminum. It is a self-igniting, high-temperature torch head designed for easy operation. Simply pull the trigger for ignition, and release it to turn off. This head produces a swirl flame and burns propane or mapp gas. Pressure regulation allows the flame to burn in any direction and ensures consistent performance. Even while the flame burns, the replaceable brass tip stays cool. The stainless steel burn tube, cast aluminum body, and brass burn tip are constructed for durability. The Propane Cylinder supplies the torch head, lanterns, stoves, grills, and other gas appliances. It is lightweight and easy to use. The cylinder is not refillable but can be recycled at some locations. The Shop Heater is perfect for directing warmth to a designated area.

Item #	Description	Unit	Wt (lb)
5709	Self-Igniting Torch Head	EA	1.30
5710	Propane Cylinder; 16.4 oz	EA	2.25
SHOPHEATER	Heater; Single head 15M BTU propane tank; Top mount	EA	3.00



Item #5709



Item #5710

## Exothermic Flint Gun (GC-EXO-ACC-03)

allG offers Exothermic Flint Guns which are used to ignite the starting material when making an exothermic connection. Replacement flints are also available.

Item #	Description	Unit	Wt (lb)
T-320	DISCONTINUED Thermoweld Flint Gun	EA	0.20
T-320-CAD	Cadweld Flint Gun	EA	0.20
T-320A	Replacement Flint; 1/pack	EA	0.01
B321-30	Flint Gun Extension; 30"; Attaches to T-320 Flint Gun to extend distance from mold when igniting	EA	2.10



Item# T-320

## Exothermic Mold Cleaning Brushes (GC-EXO-ACC-04)

allG offers Exothermic Mold Cleaning Brushes that removes slag from molds - especially vertical split molds.

Item #	Description	Unit	Wt (lb)
T-314	Wire Brush; Dual replaceable brushes (which can be rotated to provide new cleaning bristles); Generally used for cleaning coarse conductors	EA	1.00
T-313	Card Cloth Brush; Made with short, stiff bristles; Generally used for cleaning concentric conductors & ground bars	EA	0.30
T-394	Mold Cleaning Brush; Large molds; (MCB-LRG)	EA	1.00



Item# T-394



Item# T-313

## Exothermic Slag Removal Spade (GC-EXO-ACC-05)

allG offers Exothermic Slag Removal Spades that are used to remove the slag after making an exothermic connection.

Item #	Description	Unit	Wt (lb)
B-136A	Slag Removal Spade; #65 & smaller; (40-0319-01)	EA	0.20
B-136B	Slag Removal Spade; #90 & larger; (40-0319-03)	EA	0.30



Item# B-136A

## Exothermic Mold Sealer (GC-EXO-ACC-06)

allG offers Exothermic Mold Sealer that is ideal for sealing hot or cold molds to retard leakage from large stranded conductors. It is required on certain molds such as types HA, HB, HC, VG and VN.

Item #	Description	Unit	Wt (lb)
T-403	Cadweld Mold Sealer (Duc Seal); 2 lb tub; (38-4129-00)	EA	2.25
5799	Duct Seal; Adheres to metal, wood, plastic, rubber, & painted surfaces; Non-hardening; Non-toxic; 1 lb package	EA	1.00



Item# T-403



Item #5799

## Exothermic Copper Wrap Sleeves (GC-EXO-ACC-07)

allG offers Exothermic Copper Wrap Sleeves that are ideal for wrapping cable until the diameter is the same as the cable opening in the mold.

Item #	Description	Unit	Wt (lb)
B-140-A	Copper Wrap Sleeves; (38-0329-00)	EA	0.01



Item# B-140-A

## Exothermic Ceramic Fiber Rebar Packing (GC-EXO-ACC-08)

allG offers Exothermic Ceramic Fiber Rebar Packing that is needed on all rebar connections or where the weld is made to an irregular surface. The packing keeps the weld metal inside the mold area providing a proper exothermic weld. It is used between the mold and the rebar or irregular surface.

Item #	Description	Unit	Wt (lb)
B-143-A	Ceramic Packing; 20/package; (38-4060-00)	EA	0.40
B-143-B	Ceramic Packing; 20/package; (38-4061-00)	EA	0.25
B-144-A	Ceramic Fiber Packing; (38-4062-00)	EA	0.40
B-144-C	Ceramic Fiber Packing	EA	0.40



Item# B-143-A

## Exothermic Tinned Copper Sleeves for Special Applications (GC-EXO-ACC-09)

allG offers Special Application Exothermic Tinned Copper Sleeves that create a superior bond, and are ideal for protecting light wire and braided wire during exothermic welding.

Item #	Description	Unit	Wt (lb)
S09F	Sleeve for #2 Stranded or 3/4" Flexible Strap	EA	0.30
S429F2E16	Sleeve for 1" Flex Braid or 1/0 Welding Wire	EA	0.20
S429F2J16	Sleeve for 1" Flex Braid or 2/0 Welding Wire	EA	0.30
S429F2S16	Sleeve for 4/0 Welding Cable	EA	0.01



Tinned Copper Sleeves

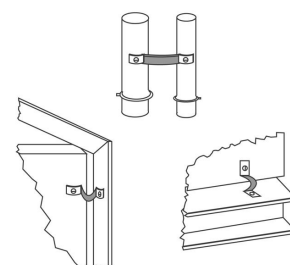
## Grounding Straps - Flexible (GC-GRSTRP-01)

allG offers Flexible Grounding Straps that are designed to bond across two metal objects when movement is inevitable. These straps are highly effective in areas where vibration, expansion, and contraction are factors in grounding metal bodies (i.e. fence gates, steel framing, metal doors, etc.).

Item #	Description	Unit	Wt (lb)
1220T-1H14-8	Flexible Bonding Strap; tinned copper; 1/4" one hole lug on each end; 3/4" x 8"	EA	0.13
1220	Flexible Bonding Strap; copper; 3/8" one hole lug on each end; 3/4" x 12"	EA	0.20
1220T	Flexible Bonding Strap; tinned copper; 3/8" one hole lug on each end; 3/4" x 12"	EA	0.20
1225	Flexible Bonding Strap; copper; 3/8" two hole lug spaced 1-3/4" on each end; 3/4" x 15"	EA	0.20
1225T	Flexible Bonding Strap; tinnd copper; 3/8" two hole lug spaced 1-3/4" on each end; 3/4" x 15"	EA	0.20
1230	Flexible Bonding Strap; copper; 3/8" one hole lug on each end; 1" x 12"	EA	0.40
1230T	Flexible Bonding Strap; tinned copper; 3/8" one hole lug on each end; 1" x 12"	EA	0.40
1231	Flexible Bonding Strap; copper; 3/8" two hole lug with 1-3/4" spacing on each end; 1" x 15"	EA	0.50
1231T	Flexible Bonding Strap; tinned copper; 3/8" two hole lug spaced 1-3/4" on each end; 1" x 15"	EA	0.50
1231-18T	Flexible Bonding Strap; tinned copper; 1/2" two hole lug spaced 1-3/4" on each end; 1" x 18"	EA	0.55
1231-18T-14	Flexible Bonding Strap; tinned copper; 1/4" two hole lug spaced 1-3/4" on each end; 1" x 18"	EA	0.55
1231-19T	Flexible Bonding Strap; tinned copper; 1/2" two hole lug spaced 1-3/4" on each end; 1" x 19"	EA	0.57
1231-2H12-25T	Flexible Bonding Strap; tinned copper; 1/2" two hole lug spaced 1-3/4" on each end; 1" x 25"	EA	0.72
1232	Flexible Bonding Strap; copper; 3/8" one hole lug on each end; 1" x 24"	EA	0.70
1232T	Flexible Bonding Strap; tinned copper; 3/8" one hole lug on each end; 1" x 24"	EA	0.70
1232T-38134	Flexible Bonding Strap; tinned copper; 3/8" two hole lug spaced 1-3/4" on each end; 1" x 24"	EA	0.70
1233T	Flexible Bonding Strap; tinned copper; 11/16" one hole lug on each end; 1" x 36"	EA	1.05
1231-1H12-38	Flexible Bonding Strap; copper; 1/2" one hole lug on each end; 1" x 38"	EA	0.90



Item #1220T



Typical Applications

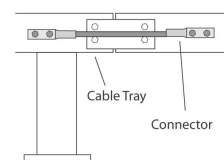
### Grounding Jumper - Flexible (GC-GRSTRP-02)

allG offers Flexible Grounding Jumpers that are manufactured for use in grounding cable trays, or any application where a flexible connection is needed. The kit utilizes (2) tinned copper compression lugs with 3/4" hole spacing or spring clips for easy connection to a wide variety of grounding applications.

Item #	Description	Unit	Wt (lb)
1236-12-1434	Grounding Jumper; 1/4" two hole lug spaced 3/4" on each end; #6 insulated x 12" long	EA	0.20
1236-12-381	Grounding Jumper; 3/8" two hole lug spaced 1" on each end; #6 insulated x 12" long	EA	0.20
1236-24-1434	Grounding Jumper; 1/4" two hole lug spaced 3/4" on each end; #6 insulated x 24" long	EA	0.30
1236-24-381	Grounding Jumper; 3/8" two hole lug spaced 1" on each end; #6 insulated x 24" long	EA	0.30



Item #1236-12-1434



Typical Application

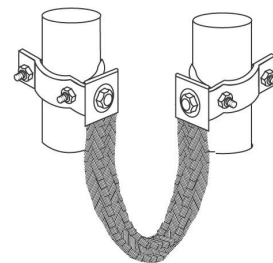
### Gate Grounding Assembly Kit (GC-GRSTRP-03)

allG offers Gate Grounding Assembly Kits with 2 u-bolt clamps, with different diameters, which allow for gate and fence post connections. The kits utilize tinned copper flexible braid strap and tinned copper lugs. The u-bolts are stainless steel to ensure metal compatibility.

Item #	Description	Unit	Wt (lb)
1234	Gate Jumper Assembly Kit; tinned copper/stainless steel; includes: 1" x 24" flex strap; max dia: 2" OD gate frame & 3-3/4" fence post	EA	1.40
1235	Gate Jumper Assembly Kit; Tinned copper/stainless steel; Includes: 1" x 24" flex strap; max dia: 2" OD gate frame & 4-1/2" fence post (fits 1-1/4" to 2" OD pipe on one side & 3-1/2" to 4-1/2" OD on other side)	EA	1.50
1235-1	Gate Jumper Assembly Kit; tinned copper/stainless steel; includes: 1" x 24" flex strap with #2 compression lug; max dia: 2" OD gate frame & 4-1/2" fence post. (fits 1-1/4" to 2" OD pipe on one side & 3-1/2" to 4-1/2" OD on other side)	EA	2.20
1235-2-658	Gate Jumper Assembly Kit; Tinned copper/stainless steel; Includes: 1" x 24" flex strap; Max diameter: 2" OD gate frame & 6-5/8" fence post; With #2 compression lug; Max diameter: 6-5/8" fence post; (fits 1-1/4" to 2" pipe on one side & 4-1/2" to 6-5/8" OD on other side)	EA	2.51
1235-278-278-36	Gate Jumper Assembly Kit; tinned copper/stainless steel; includes: 1" x 36" flex strap; max dia: 3-1/2" OD gate frame & 3-1/2" fence post. (fits 2-7/8" to 3-1/2" OD pipe on one side & 2-7/8" to 3-1/2" OD on other side)	EA	1.94
1235-278-658	Gate Jumper Assembly Kit; Tinned copper/stainless steel; Includes: 1" x 24" flex strap; Max diameter: 3-1/2" OD gate frame & 6-5/8" fence post; With #2 compression lug; Max diameter: 6-5/8" fence post; (fits 2-7/8" to 3-1/2" OD pipe on one side & 4-1/2" to 6-5/8" OD on other side)	EA	2.72
1235-412-412-36	Gate Jumper Assembly Kit; tinned copper/stainless steel; includes: 1" x 36" flex strap; max dia: 4-1/2" OD gate frame & 4-1/2" fence post. (fits 3-1/2" to 4-1/2" OD pipe on one side & 3-1/2" to 4-1/2" OD on other side)	EA	1.72



Item# 1234

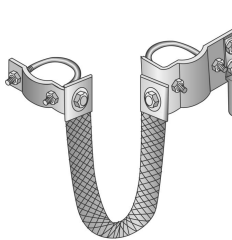


Typical Application

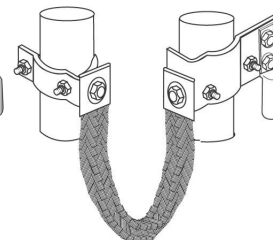
### Gate Grounding Assembly Kit with Compression Lug (GC-GRSTRP-04)

allG offers Gate Grounding Assembly Kits with 2 U-Bolt clamps, with different diameters, which allow for gate and fence post connections. The Kits utilize tinned copper, flexible braided straps and include a #2 solid tinned, two hole, long barrel compression lug with a white color code. The Kits include stainless steel brackets and hardware.

Item #	Description	Unit	Wt (lb)
1234-1	Gate Jumper Assembly Kit; tinned copper/stainless steel; includes: 1" x 24" flex strap with #2 compression lug; max dia: 2" OD gate frame & 3-3/4" fence post	EA	2.00
1235-1	Gate Jumper Assembly Kit; tinned copper/stainless steel; includes: 1" x 24" flex strap with #2 compression lug; max dia: 2" OD gate frame & 4-1/2" fence post. (fits 1-1/4" to 2" OD pipe on one side & 3-1/2" to 4-1/2" OD on other side)	EA	2.20
1235-278-658	Gate Jumper Assembly Kit; Tinned copper/stainless steel; Includes: 1" x 24" flex strap; Max diameter: 3-1/2" OD gate frame & 6-5/8" fence post; With #2 compression lug; Max diameter: 6-5/8" fence post; (fits 2-7/8" to 3-1/2" OD pipe on one side & 4-1/2" to 6-5/8" OD on other side)	EA	2.72



Item #1234-1



Typical Application

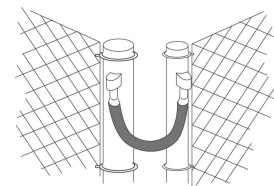
## Gate Grounding Jumper for Exothermic Welds (GC-GRSTRP-05)

allG offers Gate Grounding Jumpers for Exothermic Welds that feature a flexible grounding connector manufactured for use with standard exothermic welding molds. The multi-stranded copper conductor is black neoprene insulated, and each end is modified, as shown, for easy field welding.

Item #	Description	Unit	Wt (lb)
1237	Flexible Gate Jumper; Fits standard #2 solid molds; #2 x 24"	EA	0.45
1238	Flexible Gate Jumper; Fits standard 2/0 molds; 2/0 x 24"	EA	1.10
1239	Flexible Gate Jumper; Fits standard 4/0 molds; 4/0 x 24"	EA	1.60



Item #1238



Typical Application

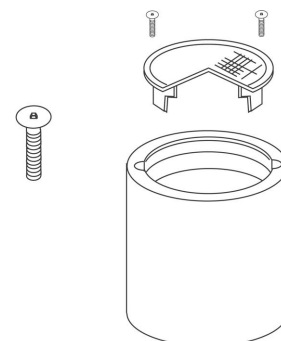
## Test Wells - Heavy Duty (GC-TW-02)

The allG Heavy Duty Test Wells are constructed of PVC or steel. Each test well comes with a cast iron lid marked "Ground" and has a cast iron ring for support. Lids with security bolts may be ordered by adding the suffix "-1" when ordering. The test well is H2O load rated with PVC being rated for 15,000 pounds and the steel test well being rated at 9,000 pounds. The test well meets all requirements of the 'Buy American Act'. Other test well lengths are available upon request.

Item #	Description	Unit	Wt (lb)
3100	Test Well; Sch 80 PVC; Heavy duty; Cast iron cover marked "Ground"; H2O rated for 15,000 lbs; 12" diameter x 12" deep	EA	40.00
3120	Test Well; Sch 80 PVC; Heavy duty; Cast iron cover marked "Ground"; H2O rated for 15,000 lbs; 12" diameter x 18" deep	EA	49.00
3140	Test Well; Sch 80 PVC; Heavy duty; Cast iron cover marked "Ground"; H2O rated for 15,000 lbs; 12" diameter x 24" deep	EA	58.00
3160	Test Well; Sch 80 PVC; Heavy duty; Cast iron cover marked "Ground"; H2O rated for 15,000 lbs; 12" diameter x 36" deep	EA	75.00
3100-1	Test Well; Sch 80 PVC; Heavy duty; Cast iron cover marked "Ground" with security bolts; H2O rated for 15,000 lbs; 12" diameter x 12" deep	EA	41.00
3100-48	Test Well; Sch 80 PVC; Heavy duty; Cast iron cover marked "Ground"; H2O rated for 15,000 lbs; 12" diameter x 48" deep	EA	94.00
3120-1	Test Well; Sch 80 PVC; Heavy duty; Cast iron cover marked "Ground" with security bolts; H2O rated for 15,000 lbs; 12" diameter x 18" deep	EA	50.00
3140-1	Test Well; Sch 80 PVC; Heavy duty; Cast iron cover marked "Ground" with security bolts; H2O rated for 15,000 lbs; 12" diameter x 24" deep	EA	59.00
3160-1	Test Well; Sch 80 PVC; Heavy duty; Cast iron cover marked "Ground" with security bolts; H2O rated for 15,000 lbs; 12" diameter x 36" deep	EA	76.00
3102	Test Well; Heavy duty; Steel; Cast iron cover marked "Ground"; H2O rated for 9000 lbs; 12" diameter x 12" deep	EA	56.00
3122	Test Well; Steel; Heavy duty; Cast iron cover marked "Ground"; H2O rated for 9000 lbs; 12" diameter x 18" deep	EA	73.00
3142	Test Well; Steel; Heavy duty; Cast iron cover marked "Ground"; H2O rated for 9000 lbs; 12" diameter x 24" deep	EA	90.00
3145	Test Well; Sch 80 PVC; Heavy duty; Cast iron cover marked "Ground"; H2O rated for 15,000 lbs; 12" diameter x 30" deep	EA	67.00
3162	Test Well; Steel; Heavy duty; Cast iron cover marked "Ground"; H2O rated for 9000 lbs; 12" diameter x 36" deep	EA	123.00
3179	Test Well; Sch 80 PVC; Heavy duty; Cast iron cover marked "Ground"; H2O rated for 15,000 lbs; 12" diameter x 42" deep	EA	83.00
3102-1	Test Well; Steel; Heavy duty; Cast iron cover marked "Ground" with security bolts; H2O rated for 9000 lbs; 12" diameter x 12" deep	EA	57.00
3122-1	Test Well; Steel; Heavy duty; Cast iron cover marked "Ground" with security bolts; H2O rated for 9000 lbs; 12" diameter x 18" deep	EA	74.00
3142-1	Test Well; Steel; Heavy duty; Cast iron cover marked "Ground" with security bolts; H2O rated for 9000 lbs; 12" diameter x 24" deep	EA	91.00
3162-1	Test Well; Steel; Heavy duty; Cast iron cover marked "Ground" with security bolts; H2O rated for 9000 lbs; 12" diameter x 36" deep	EA	123.00



Item# 3100



Typical Application

## Test Wells - Heavy Duty High Traffic Area (GC-TW-03)

The allG Heavy Duty, High Traffic Area Test Wells are constructed from PVC, steel, or concrete. Each test well comes with a cast iron lid marked "Ground" and has a cast iron ring for support. Lids with security bolts may be ordered by adding the suffix "-1" when ordering. The test well is H20 load rated with PVC being rated for 13,000 pounds, steel rated at 9,000 pounds, and concrete being rated for 36,000 pounds. Other lengths are available upon request.

Item #	Description	Unit	Wt (lb)
3110	Test Well; Sch 80 PVC; High traffic area; Cast iron cover marked "Ground"; H20 rated for 15,000; 12" diameter x 12" deep	EA	41.00
3112	Test Well; Steel; High traffic area; Cast iron cover marked "Ground"; H20 rated for 9000; 12" diameter x 12" deep	EA	59.00
3114	Test Well; Concrete; High traffic area; Cast iron cover marked "Ground"; H20 rated for 36,000 lbs; 12" diameter x 12" deep	EA	63.30
3130	Test Well; Sch 80 PVC; High traffic area; Cast iron cover marked "Ground"; H20 rated for 15,000 lbs; 12" diameter x 18" deep	EA	50.00
3132	Test Well; Steel; High traffic area; Cast iron cover marked "Ground"; H20 rated for 9000 lbs; 12" diameter x 18" deep	EA	76.00
3150	Test Well; Sch 80 PVC; High traffic area; Cast iron cover marked "Ground"; H20 rated for 15,000 lbs; 12" diameter x 24" deep	EA	59.00
3152	Test Well; Steel; High traffic area; Cast iron cover marked "Ground"; H20 rated for 9000 lbs; 12" diameter x 24" deep	EA	93.00
3165	Test Well; Sch 80 PVC; High traffic area; Cast iron cover marked "Ground"; H20 rated for 15,000 lbs; 12" diameter x 30" deep	EA	68.00
3170	Test Well; Sch 80 PVC; High traffic area; Cast iron cover marked "Ground"; H20 rated for 15,000 lbs; 12" diameter x 36" deep	EA	77.00
3172	Test Well; Steel; High traffic area; Cast iron cover marked "Ground"; H20 rated for 9000 lbs; 12" diameter x 36" deep	EA	126.00
3175	Test Well; Sch 80 PVC; High traffic area; Cast iron cover marked "Ground"; H20 rated for 15,000 lbs; 12" diameter x 42" deep	EA	84.00
3110-1	Test Well; Sch 80 PVC; High traffic area; Cast iron cover marked "Ground" with security bolts; H20 rated for 15,000; 12" diameter x 12" deep	EA	42.00
3112-1	Test Well; Steel; High traffic area; Cast iron cover marked "Ground" with security bolts; H20 rated for 9000; 12" diameter x 12" deep	EA	60.00
3114-1	Test Well; Concrete; High traffic area; Cast iron cover marked "Ground" with security bolts; H20 rated for 36,000 lbs; 12" diameter x 12" deep	EA	63.30
3130-1	Test Well; Sch 80 PVC; High traffic area; Cast iron cover marked "Ground" with security bolts; H20 rated for 15,000 lbs; 12" diameter x 18" deep	EA	51.00
3132-1	Test Well; Steel; High traffic area; Cast iron cover marked "Ground" with security bolts; H20 rated for 9000 lbs; 12" diameter x 18" deep	EA	77.00
3150-1	Test Well; Sch 80 PVC; High traffic area; Cast iron cover marked "Ground" with security bolts; H20 rated for 15,000 lbs; 12" diameter x 24" deep	EA	60.00
3152-1	Test Well; Steel; High traffic area; Cast iron cover marked "Ground" with security bolts; H20 rated for 9000 lbs; 12" diameter x 24" deep	EA	94.00
3170-1	Test Well; Sch 80 PVC; High traffic area; Cast iron cover marked "Ground" with security bolts; H20 rated for 15,000 lbs; 12" diameter x 36" deep	EA	78.00
3172-1	Test Well; Steel; High traffic area; Cast iron cover marked "Ground" with security bolts; H20 rated for 9000 lbs; 12" diameter x 36" deep	EA	126.00
3175-1	Test Well; Sch 80 PVC; High traffic area; Cast iron cover marked "Ground" with security bolts; H20 rated for 15,000 lbs; 12" diameter x 42" deep	EA	85.00
3114USA	Test Well; Concrete; High traffic area; Cast iron cover marked "Ground"; H20 rated for 36,000 lbs; 12-1/2" diameter x 12" deep; Made in the USA	EA	74.00
3114USA-1	Test Well; Concrete; High traffic area; Cast iron cover marked "Ground" with security bolts; H20 rated for 36,000 lbs; 12-1/2" diameter x 12" deep; Made in the USA	EA	86.00



Item #3114



Item #3112

## Test Wells - Light Duty (GC-TW-LT-01)

allG offers Test Wells to enable a visual inspection; ensuring your grounding system is fully functional. These test wells are for light duty but sustain durability in all weather conditions.

Item #	Description	Unit	Wt (lb)
3118	Test Well; Black HDPE; Light duty; Cover marked "Ground"; allG logo; 12" diameter x 10-1/2" deep	EA	4.50
3118-1	Test Well; Black HDPE; Light duty; Cover marked "Ground" with security bolted lid; 12" diameter x 10-1/2" deep	EA	4.50
3118-EXT	Test Well Extension; Black HDPE; Light duty; 17" (makes ALT Part #3118 test well 24" deep)	EA	4.00



Item #3118

## Test Wells - Concrete Test Well Extension (GC-TW-06)

Test well extension for heavy duty concrete test wells. The extension is the same as the concrete heavy duty test well without lid or cast iron lid support. Extensions are stackable to allow lengthening of concrete test wells. The test well extension meets all requirements of the 'Buy American Act'.

Item #	Description	Unit	Wt (lb)
3184	Test Well Extension; Concrete; 12" deep x 12" diameter	EA	36.00

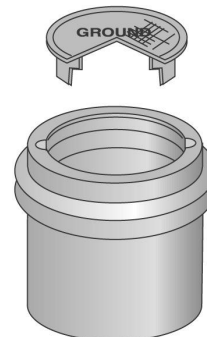


Item #3184

## Test Wells - High Traffic Area (GC-TW-05)

The allG standard high traffic area test well is constructed from Schedule 40 PVC. Each test well includes a cast iron lid marked "Ground" and a cast iron ring for support. Lids with security bolts may be ordered by adding the suffix "-1" when ordering. The test well is H2O load rated for 13,000 pounds and can withstand temperatures up to, but not exceeding, 140 degrees fahrenheit. The test well meets all requirements of the 'Buy American Act'. Other test well lengths are available upon request.

Item #	Description	Unit	Wt (lb)
3111	Test Well; Sch 40 PVC; High traffic area; Cast iron cover marked "Ground"; H2O rated for 13,000 lbs; 140 degree max temperature; 12" diameter x 12" deep	EA	36.00
3131	Test Well; Sch 40 PVC; High traffic area; Cast iron cover marked "Ground"; H2O rated for 13,000 lbs; 140 degree max temperature; 12" diameter x 18" deep	EA	40.00
3151	Test Well; Sch 40 PVC; High traffic area; Cast iron cover marked "Ground"; H2O rated for 13,000 lbs; 140 degree max temperature; 12" diameter x 24" deep	EA	45.00
3157	Test Well; Sch 40 PVC; High traffic area; Cast iron cover marked "Ground"; H2O rated for 13,000 lbs; 140 degree max temperature; 12" diameter x 30" deep	EA	50.00
3171	Test Well; Sch 40 PVC; High traffic area; Cast iron cover marked "Ground"; H2O rated for 13,000 lbs; 140 degree max temperature; 12" diameter x 36" deep	EA	55.00
3111-1	Test Well; Sch 40 PVC; High traffic area; Cast iron cover marked "Ground" with security bolt; H2O rated for 13,000 lbs; 140 degree max temperature; 12" diameter x 12" deep	EA	37.00
3131-1	Test Well; Sch 40 PVC; High traffic area; Cast iron cover marked "Ground" with security bolt; H2O rated for 13,000; 140 degree max temperature; 12" diameter x 18" deep	EA	41.00
3151-1	Test Well; Sch 40 PVC; High traffic area; Cast iron cover marked "Ground" with security bolts; H2O rated for 13,000 lbs; 140 degree max temperature; 12" diameter x 24" deep	EA	46.00
3157-1	Test Well; Sch 40 PVC; High traffic area; Cast iron cover marked "Ground" with security bolt; H2O rated for 13,000; 140 degree max temp; 12" diameter x 30" deep	EA	51.00
3171-1	Test Well; Sch 40 PVC; High traffic area; Cast iron cover marked "Ground" with security bolts; H2O rated for 13,000 lbs; 140 degree max temperature; 12" diameter x 36" deep	EA	56.00



Item #3111

## Test Wells - Cast Iron Lid (GC-TW-04)

The allG standard test well is constructed from Schedule 40 PVC. Each test well includes a cast iron lid marked "Ground" and a cast iron ring to support the lid. Lids with security bolts may be ordered by adding the suffix "-1" when ordering. The test well is H2O load rated for 13,000 pounds and can withstand temperatures up to, but not exceeding, 140 degrees fahrenheit. The test well meets all requirements of the 'Buy American Act'. Other test well lengths are available upon request.

Item #	Description	Unit	Wt (lb)
3101	Test Well; Sch 40 PVC; Cast iron cover marked "Ground"; H2O rated for 13,000 lbs; 140 degree max temperature; 12" diameter x 12" deep	EA	34.00
3121	Test Well; Sch 40 PVC; Standard duty; Cast iron cover marked "Ground"; H2O rated for 13,000 lbs; 140 degree max temperature; 12" diameter x 18" deep	EA	40.00
3141	Test Well; Sch 40 PVC; Heavy duty; Cast iron cover marked "Ground"; H2O rated for 13,000 lbs; 140 degree max temperature; 12" diameter x 24" deep	EA	44.00
3155	Test Well; Sch 40 PVC; Standard duty; Cast iron cover marked "Ground"; H2O rated for 13,000 lbs; 140 degree max temperature; 12" diameter x 30" deep	EA	48.00
3161	Test Well; Sch 40 PVC; Heavy duty; Cast iron cover marked "Ground"; H2O rated for 13,000 lbs; 140 degree max temperature; 12" diameter x 36" deep	EA	53.00
3181	Test Well; Sch 40 PVC; Standard duty; Cast iron cover marked "Ground"; H2O rated for 13,000 lbs; 140 degree max temperature; 12" diameter x 48" deep	EA	62.00
3101-1	Test Well; Sch 40 PVC; Heavy duty; Cast iron cover marked "Ground" with security bolts; H2O rated for 13,000 lbs; 140 degree max temperature; 12" diameter x 12" deep	EA	35.00
3121-1	Test Well; Sch 40 PVC; Standard duty; Cast iron cover marked "Ground" with security bolts; H2O rated for 13,000 lbs; 140 degree max temperature; 12" diameter x 18" deep	EA	41.00
3141-1	Test Well; Sch 40 PVC; Heavy duty; Cast iron cover marked "Ground" with security bolts; H2O rated for 13,000 lbs; 140 degree max temperature; 12" diameter x 24" deep	EA	45.00
3155-1	Test Well; Sch 40 PVC; Standard duty; Cast iron cover marked "Ground" with security bolts; H2O rated for 13,000 lbs; 140 degree max temperature; 12" diameter x 30" deep	EA	49.00
3161-1	Test Well; Sch 40 PVC; Heavy duty; Cast iron cover marked "Ground" with security bolts; H2O rated for 13,000 lbs; 140 degree max temperature; 12" diameter x 36" deep	EA	54.00



Item # 3101

### Test Wells - Galvanized Steel Lid (GC-TW-09)

allG offers Ground Test Wells made of Schedule 40 PVC with a galvanized steel lid. Lid has offset lift hole and/or lift handles and positioning tabs. The test well can withstand temperatures up to, but not exceeding, 140 degrees fahrenheit. The test wells meet all requirements of the 'Buy American Act'. Other test well lengths are available upon request.

Item #	Description	Unit	Wt (lb)
3198-12	Test Well; Economy; Sch 40 PVC; Galvanized steel cover marked "Ground"; 140 degree max temperature; 12" deep x 10" diameter	EA	13.98
3198-18	Test Well; Economy; Sch 40 PVC; Galvanized steel cover marked "Ground"; 140 degree max temperature; 18" deep x 10" diameter	EA	18.00
3198-24	Test Well; Economy; Sch 40 PVC; Galvanized steel cover marked "Ground"; 140 degree max temperature; 24" deep x 10" diameter	EA	22.52
3198-30	Test Well; Economy; Sch 40 PVC; Galvanized steel cover marked "Ground"; 140 degree max temperature; 30" deep x 10" diameter	EA	26.00
3198-36	Test Well; Economy; Sch 40 PVC; Galvanized steel cover marked "Ground"; 140 degree max temperature; 36" deep x 10" diameter	EA	32.00
3198-48	Test Well; Economy; Sch 40 PVC; Galvanized steel cover marked "Ground"; 140 degree max temperature; 48" deep x 10" diameter	EA	38.00
3199-12	Test Well; Economy; Sch 40 PVC; Galvanized steel cover marked "Ground"; 140 degree max temperature; 12" deep x 12" diameter	EA	20.00
3199-18	Test Well; Economy; Sch 40 PVC; Galvanized steel cover marked "Ground"; 140 degree max temperature; 18" deep x 12" diameter	EA	25.75
3199-24	Test Well; Economy; Sch 40 PVC; Galvanized steel cover marked "Ground"; 140 degree max temperature; 24" deep x 12" diameter	EA	31.50
3199-36	Test Well; Economy; Sch 40 PVC; Galvanized steel cover marked "Ground"; 140 degree max temperature; 36" deep x 12" diameter	EA	43.00
3190-12	Test Well; Economy; Sch 40 PVC; Galvanized steel cover marked "Ground" with lift handle; 140 degree max temperature; 12" deep x 18" diameter	EA	30.00
3190-24	Test Well; Economy; Sch 40 PVC; Galvanized steel cover marked "Ground" with lift handle; 140 degree max temperature; 24" deep x 18" diameter	EA	59.00
3190-30	Test Well; Economy; Sch 40 PVC; Galvanized steel cover marked "Ground" with lift handle; 140 degree max temperature; 30" deep x 18" diameter	EA	74.00
3190-36	Test Well; Economy; Sch 40 PVC; Galvanized steel cover marked "Ground" with lift handle; 140 degree max temperature; 36" deep x 18" diameter	EA	89.00



Item #3198-24



Item #3190-24

### Test Wells - Corrugated Economy with Cast Iron Lid (GC-TW-01)

The allG HDPE, high traffic area Test Well is constructed of lightweight, ribbed, double wall plastic. The well can be easily cut on site for shallow well sites. It can also be drilled or otherwise modified to allow entry of additional cables or grounds by cutting notches or holes in the sides. Each test well comes with a cast iron lid marked "Ground" and has a cast iron ring for support. Lids with security bolts may be ordered by adding the suffix "-1" when ordering. The test well meets all requirements of the 'Buy American Act'. Other test well lengths are available upon request.

Item #	Description	Unit	Wt (lb)
3180-12	Test Well; High traffic area; Corrugated black plastic; Cast iron cover marked "Ground"; 12" deep x 10" diameter	EA	25.00
3180-18	Test Well; High traffic area; Corrugated black plastic; Cast iron cover marked "Ground"; 18" deep x 10" diameter	EA	26.00
3180-24	Test Well; High traffic area; Corrugated black plastic; Cast iron cover marked "Ground"; 24" deep x 10" dia	EA	27.00
3180-30	Test Well; high traffic area; corrugated black plastic; cast iron cover marked "Ground"; 30" deep x 10" dia	EA	28.00
3180-36	Test Well; High traffic area; Corrugated black plastic; Cast iron cover marked "Ground"; 36" deep x 10" dia	EA	29.00
3180-48	Test Well; high traffic area; corrugated black plastic; cast iron cover marked "Ground"; 48" deep x 10" dia	EA	31.00
3180-12-1	Test Well; high traffic area; corrugated black plastic; cast iron cover marked "Ground" with security bolts; 12" deep x 10" dia	EA	26.00
3180-18-1	Test Well; high traffic area; corrugated black plastic; cast iron cover marked "Ground" with security bolts; 18" deep x 10" dia	EA	27.00
3180-24-1	Test Well; high traffic area; corrugated black plastic; cast iron cover marked "Ground" with security bolts; 24" deep x 10" dia	EA	28.00
3180-30-1	Test Well; high traffic area; corrugated black plastic; cast iron cover marked "Ground" with security bolts; 30" deep x 10" dia	EA	29.00
3180-36-1	Test Well; high traffic area; corrugated black plastic; cast iron cover marked "Ground" with security bolts; 36" deep x 10" dia	EA	30.00
3180-48-1	Test Well; high traffic area; corrugated black plastic; cast iron cover marked "Ground" with security bolts; 48" deep x 10" dia	EA	31.00



Item #3180-12

## Test Wells - Corrugated Economy with Galvanized Steel Lid (GC-TW-10)

The allG HDPE high traffic area Test Well is constructed of lightweight, ribbed, double wall plastic. The well can be easily cut on site for shallow well sites. It can also be drilled or otherwise modified to allow entry of additional cables or grounds by cutting notches or holes in the sides. Each test well comes with a galvanized steel lid. Lid has offset lift hole and positioning tabs. The test well meets all requirements of the 'Buy American Act'. Other test well lengths are available upon request.

Item #	Description	Unit	Wt (lb)
3197-12	Test Well; Economy; Corrugated black plastic; Galvanized steel cover marked "Ground"; 12" deep x 10" diameter	EA	8.60
3197-18	Test Well; Economy; Corrugated black plastic; Galvanized steel cover marked "Ground"; 18" deep x 10" diameter	EA	10.00
3197-24	Test Well; Economy; Corrugated black plastic; Galvanized steel cover marked "Ground"; 24" deep x 10" diameter	EA	11.00
3197-30	Test Well; Economy; Corrugated black plastic; Galvanized steel cover marked "Ground"; 30" deep x 10" diameter	EA	12.50
3197-36	Test Well; Economy; Corrugated black plastic; Galvanized steel cover marked "Ground"; 36" deep x 10" diameter	EA	13.20
3191-12	Test Well; Economy; Corrugated black plastic; Galvanized steel cover marked "Ground" with lift handle; 12" deep x 18" diameter	EA	27.00
3191-24	Test Well; Economy; Corrugated black plastic; Galvanized steel cover marked "Ground" with lift handle; 24" deep x 18" diameter	EA	33.00
3191-30	Test Well; Economy; Corrugated black plastic; Galvanized steel cover marked "Ground" with lift handle; 30" deep x 18" diameter	EA	36.00
3191-36	Test Well; Economy; Corrugated black plastic; Galvanized steel cover marked "Ground" with lift handle; 36" deep x 18" diameter	EA	39.00
3196-36	Test Well; Economy; Corrugated black plastic; Galvanized steel cover with lift handle marked "GROUND"; 36" deep x 24" diameter	EA	N/A




Item #3197-12

## Test Wells - Rectangular Structural Plastic (GC-TW-07)

allG's Rectangular Structural Plastic Test Wells are constructed of HDPE plastic and include a steel lid with two hex bolts for security. The test well meets all requirements of the 'Buy American Act'.

Item #	Description	Unit	Wt (lb)
3194-30	Test Well; HDPE; Light duty; Galvanized steel cover marked "Ground" with hardware; 30" deep x 17" wide x 30" long	EA	72.00
3194	Test Well; HDPE; Light duty; Galvanized steel cover marked "Ground" with hardware; 18" deep x 17" wide x 30" long	EA	56.00



Item #3194-30



Item #3194

## Test Wells - Rectangular Concrete (GC-TW-08)

allG's Concrete Ground Test Well is manufactured with an inner welded wire frame for strength. The test well may be ordered with a galvanized steel lid or a concrete lid with cast iron inspection flap. Both lids are marked "Ground". The test well meets all requirements of the 'Buy American Act'.

Item #	Description	Unit	Wt (lb)
3195-CL	Test Well; Concrete; Concrete cover marked "Ground"; 12" deep x 15-3/4" wide x 22-3/4" long	EA	146.00
3195-IL	Test Well; Concrete; Galvanized steel cover marked "Ground"; 12" deep x 15-3/4" wide x 22-3/4" long	EA	122.00
3195-E	Test Well Extension; Concrete; 12" deep x 15-3/4" wide x 22-3/4" long	EA	112.00
3195-H20	Test Well; Concrete; Steel cover marked "Ground"; H20 load rating (40,000 lbs); 12" deep x 15-5/8" wide x 22-1/4" long	EA	174.00
3195-EH20	Test Well Extension; Concrete; H20 load rating when used with ALT Part #3195-H20; 12" deep x 15-5/8" wide x 22-1/4" long; **Only fits ALT Part #3195-H20	EA	129.00



Concrete Test Well


## Testing Equipment - Ground Resistance Testers (GC-TEQ)

allG offers Ground Resistant Testers that are ideal for testing all aspects of a grounding system; including bonding continuity, soil resistivity, touch potentials, and resistance to ground or ground rods and grids.

Item #	Description	Unit	Wt (lb)
6100-675	AEMC&#174; Instruments 675 Clamp-On Meter; dual display of voltage & current simultaneously; includes test leads & soft carrying case	EA	4.00
6100-3640-150	AEMC&#174; Instruments 3640 Kit; Measures ground resistance (2 & 3 point); Includes: (1) meter, (1) 16' lead, (2) 150' leads on spools with wind-up handles, (4) T-shaped ground rods, (1) molded hard carrying case, batteries, & user's manual	EA	2.90
6100-3640-MANUAL	User's Manual for AEMC&#174; Instruments 3640 & 4610 Ground Resistance Testers	EA	0.23
6100-3460-ACCESSORY	AEMC&#174; Instruments 3640 Accessory Kit; includes: (1) 30' lead-green, (2) 150' leads, (1-red,1-blue) on spools with wind-up handles, (2) 5' leads (1-red,1-blue), (2) 14.5" T-shaped ground rods, 1 set of 5 spaded lugs, & carrying bag	EA	25.00
6100-4620-300	AEMC&#174; Instruments 4620 Kit; Measures ground resistance (2 & 3 point) & soil resistivity test (4 Point); Includes: meter, (1) 16' lead, (1) 90' lead, (2) 300' leads on spools, (4) T-shaped ground rods, hard carrying case, batteries, & user's manual	EA	3.50
6100-4620-500	AEMC&#174; Instruments 4620 Ground Tester Kit; Measures ground resistance (2 & 3 point) & soil resistivity test (4 point); Includes: meter, (1) 30' lead, (2) 100' color-coded leads, (2) 500' color-coded leads on spools, (4) 14.5" T-shaped ground electrodes, (1) set of 5-spaded lugs, (1) 100' tape measure, & carrying bag	EA	N/A
6100-4630-500	AEMC&#174; Instruments 4630 Kit; Measures ground resistance (2 & 3 point) & soil resistivity test (4 Point); Includes: meter, (2) 5' red/blue leads, (2) 100' green& black leads, (2) 500' red/blue leads on spools, (1) 30' green lead, (4) 14.5" T-shaped ground rods, (5) spaded lugs, 100' tape measure, carrying bag, rechargeable battery, & user's manual	EA	N/A
6100-6416	AEMC&#174; Instruments 6416 Clamp-On Ground Resistance Tester Kit; includes: meter, users manual, calibration checker, (4) 1.5v AA batteries, & carrying case	EA	2.20
6100-6417	AEMC&#174; Instruments Model 6417 Clamp-On Ground Resistance Tester; Includes battery, calibration loop, bluetooth USB adapter, USB stick with Data View software, and User's Manual & instruction manual in a hard carrying case	EA	2.20
6100-6471-300WP	AEMC&#174; Instruments 6471 Kit; Measures ground resistance (2 & 3 point) & soil resistivity test (4 point); Includes: meter, (2) 300' red/ blue color-coded leads on spools, (2) 5' red/ blue color-coded leads, (2) 100' hand-tied green/ black color-coded leads, set of (2) SR182 current probes, 110 V/240 V power adapter with US power cord, optical USB cable, (4) T-shaped auxiliary ground electrodes, set of (5) spaded lugs, 100' tape measure, hard carrying case, rechargeable NiMH battery, & USB drive with DataView software, ground tester workbook, & user manual	EA	43.00
6100-PROBE	Heavy Duty Test Probe for testing resistance. Meant for use with clamp-on style resistance testers.	EA	5.00



Item# 6100-4610-300



Item# 6100-PROBE

## Testing Equipment - Continuity Testers (GC-TEQb)

allG offers continuity testers that checks the continuity of dead circuits, ground on conduit systems and identifies wires in multi-wire cables. They feature a light signal that indicates a completed circuit, a bulb in the end that can serve as flashlight, a pocket clip that functions as probe, and a removable test lead with an alligator clip.

Item #	Description	Unit	Wt (lb)
5791-12	Continuity Tester; 12' coiled lead	EA	0.55




ALT Item #5791-12

## Grounding Mats (GC-PFWM-01)

allG offers Grounding Mats that provide a convenient, efficient, and economical way to improve grounding systems at facilities where large area grounding is required. The wire mesh grounding mats are custom manufactured to your specifications, and can be constructed from solid copper clad steel, pure copper, tinned copper wire, or stainless steel. The long and cross wires of an allG ground mat are silver brazed at the crossing points. This method provides joints with a breaking strength strong enough to resist separation during installation and strong enough to bear the traffic of heavy vehicles. allG grounding mats are offered on a square foot bases. Specify length and width when placing an order.


Item #	Description	Unit	Wt (lb)
3306-10SOL	Grounding Mat; wire mesh, #10 solid copper; 6" centers	SQFT	0.14
3312-8SOL	Grounding Mat; wire mesh, #8 solid copper; 12" centers	SQFT	0.12
3304-6SOL	Grounding Mat; wire mesh, #6 solid copper; 4" centers	SQFT	0.49
3306-6SOL	Grounding Mat; wire mesh, #6 solid copper; 6" centers	SQFT	0.33
3306-6SOLT	Grounding Mat; wire mesh, #6 solid tinned copper; 6" centers	SQFT	0.33
3308-6SOL	Grounding Mat; wire mesh, #6 solid copper; 8" centers	SQFT	0.30
3312-6SOL	Grounding Mat; wire mesh, #6 solid copper; 12" centers	SQFT	0.16
3324-6SOL	Grounding Mat; wire mesh, #6 solid copper; 24" centers	SQFT	0.10



Grounding Mat

### Grounding Mats - Special Application (GC-PFWM-02)

allG offers Special Application Grounding Mats that are convenient, efficient, and economical for safe grounding in high voltage installations. Also, they are great for wherever large area equipotential grounds are required.



Item #3325-5

### Signal Reference Grids (GC-SRG)

allG offers a Signal Reference Grid (SRG) that is customized & manufactured to your specifications. The SRG is made from 2" x 26 Gauge copper strips factory welded at each crossover & available in section widths from 4' to 16'. The SRG is shipped in tubes and protected for transporting.

Item #	Description	Unit	Wt (lb)
3350-1	Signal Reference Grid; 2" x 26 Ga copper; 1' centers; available section widths: 4' - 18'; requires ALT Part #M-6164 mold to splice sections together	SQFT	0.17
3350-2	Signal Reference Grid; 2" x 26 Ga copper; 2' centers; available section widths: 4' - 18'; requires ALT Part #M-6164 Mold to splice sections together	SQFT	0.17



Signal Reference Grid

### RFI Shielding Copper (GC-RFI)

allG offers copper & tape for RFI Shielding in a 1.4 Mil and 5.0 Mil. thickness. Easy to work with and offering protection, this set-up is great for a variety of jobsite solutions.



3370-14-PSA

**AGREEMENT:** This quotation or order contains the complete agreement between Buyer and allG Fabrication, LTD, "allG", a Texas limited liability partnership. No terms and conditions other than the terms and conditions contained herein shall be binding upon allG unless accepted by it in a writing signed by an allG officer. All terms and conditions contained in any prior oral or written communication, including, without limitation, cases where the Buyer's Purchase Order containing Terms and Conditions is the latest document exchanged between Buyer and allG, which are different from or in addition to the terms and conditions herein are hereby rejected and shall not be binding on allG. All prior proposals, negotiations and representations, if any, are merged herein.

**TERMS: Terms of payment are Net thirty (30) calendar days from invoice date.**

In the event Buyer fails to make any payment to allG when due, Buyer's entire account(s) with allG shall become immediately due and payable without notice or demand. Buyer does hereby grant allG a purchase money security interest in the products until such time as allG is fully paid. No products furnished by allG shall become a fixture by reason of being attached to real estate.

**REMEDIES OF allG:** Buyer agrees that any of the following shall constitute an event of default which shall enable allG, at its option, to cancel any unshipped portion of this order or to exercise any right or remedy which it may have by law: (a) the failure of Buyer to perform any term or condition contained herein; (b) any failure of Buyer to give required notice; (c) the insolvency of Buyer or its failure to pay debts as they mature, an assignment by Buyer for benefit of its creditors, the appointment of receiver for Buyer or for the materials covered by this order or the filing of any petition to adjudicate Buyer bankrupt; (d) the death, incompetence, dissolution or termination of existence of Buyer; (e) a failure by Buyer to provide adequate assurance of performance within ten (10) days after a justified demand by allG or (f) if allG, in good faith, believes that Buyer's prospect of performance under this Agreement is impaired. All rights and remedies of allG herein are in addition to, and shall not exclude, any rights or remedies that allG may have by law.

**FINANCE AND COLLECTION CHARGE:** Buyer agrees to pay a finance charge, at a monthly rate of 1.5% or the highest rate permitted by law, whichever is less, on past due invoices. Buyer agrees to pay allG all costs of collection including but not limited to reasonable attorney's fees, collection fees, and court costs incurred by allG to collect payments due.

**CREDIT LIMITS:** Credit limits shall be determined and may be modified at the sole discretion of allG.

**GOVERNING LAW:** This transaction shall be governed in all respects by the laws of the State of Texas (excluding choice of law provisions). All actions, regardless of form, arising out of or related to this transaction or the products sold hereunder must be brought against allG within the applicable statutory period, but in no event more than ONE (1) YEAR after the date of invoice.

**JURISDICTION:** Any and all obligations, payments or legal actions shall be in Denton County, Texas. Venue for all lawsuits, causes of action, arbitration proceedings or other disputes shall be Denton County, Texas.

**WARRANTY: ALL PRODUCTS MANUFACTURED BY ALLG ARE WARRANTED AGAINST MANUFACTURING DEFECTS IN MATERIAL AND WORKMANSHIP FOR ONE YEAR AFTER THE DATE OF RECEIPT BY BUYER. BUYER AGREES THAT ALLG'S OBLIGATION UNDER THIS WARRANTY IS LIMITED BY ALLG'S SOLE DISCRETION TO THE REPAIR OR REPLACEMENT OF ANY DEFECTIVE PRODUCT WITHIN THE AFOREMENTIONED TERM. AS TO PRODUCTS MANUFACTURED BY THIRD PARTIES, THE BUYER'S SOLE AND EXCLUSIVE WARRANTY, IF ANY, IS THAT PROVIDED BY THE PRODUCT'S MANUFACTURER. ALLG MAKES NO EXPRESSED OR IMPLIED WARRANTIES. ALLG HEREBY DISCLAIMS ALL EXPRESSED OR IMPLIED WARRANTIES, WHETHER IMPLIED BY OPERATION OF LAW OR OTHERWISE, INCLUDING, WITHOUT LIMITATION, ALL IMPLIED WARRANTIES OF MERCHANTABILITY AND FITNESS OR FITNESS FOR A PARTICULAR PURPOSE. UNDER NO CIRCUMSTANCES, AND IN NO EVENT, WILL ALLG BE LIABLE FOR PERSONAL INJURY OR PROPERTY DAMAGE OR ANY OTHER LOSS, DAMAGE, COST OF REPAIRS OR INCIDENTAL, PUNITIVE, SPECIAL, CONSEQUENTIAL, OR LIQUIDATED DAMAGES OF ANY KIND, WHETHER BASED UPON WARRANTY, CONTRACT, STRICT LIABILITY, NEGLIGENCE OR ANY OTHER CAUSE OF ACTION ARISING IN CONNECTION WITH THE DESIGN, MANUFACTURE, SALE, TRANSPORTATION, INSTALLATION, USE OR REPAIR OF THE PRODUCTS SOLD BY ALLG. BUYER HEREBY ACKNOWLEDGES AND AGREES THAT UNDER NO CIRCUMSTANCES, AND IN NO EVENT, SHALL ALLG'S LIABILITY, IF ANY, EXCEED THE NET SALES PRICE OF THE DEFECTIVE PRODUCT(S); NO ADDITIONAL ALLOWANCE SHALL BE MADE FOR THE LABOR OR EXPENSE OF REPAIRING OR REPLACING DEFECTIVE PRODUCTS OR WORKMANSHIP OR DAMAGE RESULTING FROM THE SAME.**

**FORCE MAJEURE:** allG assumes no responsibility or liability and will accept no backcharge for loss or damage due to delay or inability to deliver, caused by acts of God, war, labor difficulties, accidents, inability to obtain materials, delays of carriers, contractors or suppliers or any other causes of any kind whatever beyond the control of allG. Under no circumstances shall allG be liable for any special, consequential, incidental, indirect, or liquidated damages, losses, or expense (whether or not based on negligence) arising directly or indirectly from delays or failure to give notice of delay.

**RECOMMENDATIONS BY ALLG:** Buyer acknowledges that allG does not make and specifically negates, renounces and disclaims any recommendations, with respect to the products sold, their use, their maintenance, or the accuracy or reliability of any

information, designs or documents furnished to Buyer. Failure by allG to make recommendations or give advice to Buyer shall not impose any liability upon allG.

**INDEMNIFICATION:** The Buyer shall, at its own expense, apply for and obtain any permits and inspections required for the installation and/or use of the products. allG makes no promise or representation that the products or services will conform to any federal, state or local laws ordinances, regulations, codes or standards, except as particularly specified and agreed upon in writing by an authorized representative of allG. allG's products are not for use in or with any nuclear facility unless specifically so stated by allG in writing. allG shall not be responsible for any losses or damages sustained by the Buyer or any other person as a result of improper installation or misapplication of the products. **Buyer shall defend, indemnify and hold harmless ALLG and its agents and employees against any loss, damage, claim, suit, liability, judgment or expense (including, without limitation, attorney's fees) arising out of or in connection with any injury, disease or death of persons (including, without limitation, Buyer's employees and agents) or damage to or loss of any property or the environment, or violation of any applicable laws or regulations resulting from or in connection with the sale, transportation, installation, use, or repair of the products by Buyer or of the information, designs, services or other work supplied to Buyer, whether caused by the concurrent and/or contributory negligence of Buyer, ALLG, or any of their agents, employees or suppliers.** The obligations, indemnities and covenants contained in this paragraph shall survive the consummation or termination of this transaction.

**INSPECTION AND ACCEPTANCE:** Claims for damage, shortage or errors in shipping must be reported within one (1) day following delivery to Buyer. Buyer shall have seven (7) days from the date Buyer receives any products to inspect such products and services for defects and nonconformance which are not due to damage, shortage or errors in shipping and notify allG, in writing, of any defects, nonconformance or rejection of such products. After such seven (7) day period, Buyer shall be deemed to have irrevocably accepted the products, if not previously accepted. After such acceptance, Buyer shall have no right to reject the products for any reason or to revoke acceptance. Buyer hereby agrees that such seven (7) day period is a reasonable amount of time for such inspection and revocation.

**CANCELLATION:** Orders placed and accepted can be canceled only with allG's written consent and upon terms which will save allG from loss. No Product may be returned for credit or adjustment without written permission from allG.

**RETURNS:** If permitted by allG, Buyer shall return any product which allG stocks subject to a 20% restocking charge and transportation charges if: (i) it is in new condition, suitable for resale in its undamaged original packaging and with all its original parts and (ii) it has not been used, installed, modified, rebuilt, reconditioned, repaired, altered or damaged. Buyer's surplus job returns, and those not meeting (i) and (ii), above, will be evaluated on an individual basis after Buyer has contacted allG's authorized representative for prior written permission. Except for items allG stocks which meet (i) and (ii), above, credit memoranda issued for authorized returns shall be subject to the following deductions: (a) cost of putting items in salable condition; (b) transportation charges, if not prepaid; and (c) handling and restocking charges.

**SHIPMENTS:** All products are shipped F.O.B., point of shipment. Risk of loss shall transfer to the Buyer upon tender of goods to Buyer, Buyer's representative, or common carrier. The cost of any special packing or special handling caused by Buyer's requirements or requests shall be added to the amount of the order. If Buyer causes or requests a shipment delay, or if allG ships or delivers the products erroneously as a result of inaccurate, incomplete or misleading information supplied by Buyer or its agents or employees, storage and all other additional costs and risks shall be borne solely by Buyer. Claims for products damaged or lost in transit should be made by Buyer to the carrier, as allG's responsibility ceases upon tender of goods to Buyer, Buyer's representative or common carrier.

**TAXES:** The amount of any sales, excise or other taxes, if any, applicable to the products shall be the obligation of the Buyer and where possible, added to the purchase price and shall be paid by Buyer unless Buyer provides allG with an exemption certificate acceptable to the taxing authorities. Buyer shall promptly pay to allG upon demand the amount of any taxes of which allG is advised subsequent to the delivery of the products.

**SEVERABILITY:** If any provision hereof is held to be illegal, invalid or unenforceable under any present or future laws, such provision shall be fully severable and the terms and conditions herein shall be construed and enforced as if such illegal, invalid or unenforceable provision had never been made a part hereof.

**SET-OFF:** Buyer shall not be entitled to set-off any amounts due Buyer against any amount due allG in connection with this transaction.

**NON-WAIVER:** allG's failure to insist upon the strict performance of any term or condition herein shall not be deemed a waiver of any of allG's rights or remedies hereunder, nor of its right to insist upon the strict performance of the same or any other term herein in the future.

**ENTIRE AGREEMENT:** This document constitutes the entire, complete, and exclusive agreement between the parties with respect to the subject matter hereof. The terms and conditions contained herein may not be added to, modified, superseded or otherwise altered except by a written modification signed by an allG officer.

**Fraction-Decimal-Metric**

Fractional Inches	Decimal Inches	Millimeters
1/16	0.0625	1.6
1/8	0.1250	3.2
3/16	0.1875	4.8
1/4	0.2500	6.4
5/16	0.3125	7.9
3/8	0.3750	9.5
7/16	0.4375	11.1
1/2	0.5000	12.7
9/16	0.5625	14.3
5/8	0.6250	15.9
11/16	0.6875	17.5
3/4	0.7500	19.1
13/16	0.8125	20.6
7/8	0.8750	22.2
15/16	0.9375	23.8
1	1.0000	25.4

**Metric Conversion Factors**


From	x	Factor	=	To
inches (in)	x	2.5	=	centimeters (cm)
feet (ft)	x	30	=	centimeters (cm)
square inches (sqin)	x	6.5	=	square centimeters (sqcm)
square feet (sqft)	x	0.09	=	square meters (sqm)
pounds (lb)	x	0.45	=	kilograms (kg)

**Steel Gage Thickness**

Gage	Inches	Millimeters
10	0.1345	3.416
11	0.1196	3.038
12	0.1046	2.657
13	0.0897	2.278
14	0.0747	1.897
15	0.0673	1.709
16	0.0598	1.519

**AWG Wire Sizes**

AWG Size	Stranded OD, Inches	Stranded OD, mm	Solid OD, Inches	Solid OD, mm
4/0	0.528	13.41	0.460	11.68
2/0	0.419	10.64	0.409	10.39
1/0	0.373	9.47	0.324	8.23
#2	0.292	7.42	0.257	6.53
#4	0.232	5.88	0.204	5.18
#6	0.184	4.66	0.162	4.11
#8	0.146	3.70	0.128	3.25
#10	0.116	2.94	0.102	2.59



## CAPACITY & CAPABILITY

Nationwide facilities equipped with advanced and proprietary equipment make the manufacturing process and scheduling predictable and efficient.

- *Wireless site components*
- *Light and heavy commercial construction components*
- *Lightning protection and grounding systems and components*
- *Functional and aesthetic applications*


Advanced 3D modeling illuminates the roughest of ideas.

## QUALITY

Underwriters Laboratories, Inc. (UL) Listed manufacturer for Grounding Materials (#E169796) and Lightning Protection Components (#153482). UL Listed components meet and exceed UL96, NFPA780, and LPI175 lightning protection standards.

**3G, 4G, 5G – allG Fabrication** evolves to meet the demands of the technology and carriers pushing wireless evolution.

Our wireless site accessories remain in strict compliance with the Telecommunication Industry Association (TIA) standards.



## SALES & SHIPPING

allG Fabrication's sales professionals understand the demands placed on the materials and systems we manufacture and fabricate. Aggressive schedules aren't a surprise.

We don't require a part number. All we require is an understanding of your needs and schedule.

Exceptional shipping options with door-to-use order tracking meet your needs anywhere in the country, and anywhere in the field.

Our products are designed, developed, fabricated and sold in Argyle, Texas. allG Fabrication facilities are located in the Fort Worth, Houston, Huntsville, Kansas City, Oklahoma City and San Antonio areas.

Attached retail stores supply your everyday needs.  
Visit us. Save time. Save money.



#### **Dallas/Fort Worth**

230 Leesley Lane  
Argyle, TX 76226

#### **Houston**

6718 Northwinds Drive  
Houston, TX 77041

#### **Huntsville**

138 Lawler Dr,  
Brownsboro, AL 35741

#### **Kansas City**

15680 S. Keeler Terrace  
Olathe, KS 66062

#### **Oklahoma City**

1117 SE 29th Street  
Oklahoma City, OK 73129

#### **San Antonio**

17336 Bell North Drive  
Schertz, TX 78154

**MAIL TO:**

For a comprehensive list of products and services, visit [allGfab.com](http://allGfab.com).